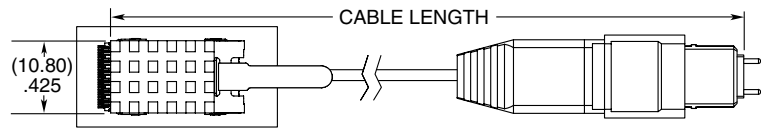


OPTICAL MICRO FLYOVER SYSTEM™

ECUO	WIDTH	DATA RATE	CABLE LENGTH	0	HEAT SINK	1	FIBER TYPE	END 2 OPTIONS
	-B04 = 4 Tx + 4 Rx -T12 = 12 Tx -R12 = 12 Rx -Y12 = 12 Tx + 12 Rx -U12 = 12 Channel AOC (Unidirectional)	-14 = 14 Gbps per lane -16 = 16.1 Gbps per lane (N/A -B04) -25 = 25.7 Gbps per lane -28 = 28.1 Gbps per lane (-B04 only)	-"XXX" = Overall Length in Centimeters		-1 = Flat -2 = Pin-fin (-14 & -16 only) -3 = Flat with groove -4 = PCIe® Pin-fin (-14 & -16 only) -5 = 1.75 cm tall Pin-fin (-B04 only)		-4 = Aqua loose tube with Boot -5 = Jacketed ribbon with boot -6 = Jacketed ribbon -7 = Black loose tube with boot -8 = Black loose tube	(Leave blank for -U12) -Y12 requires -2X end option 12 Fibers -01 = MTP® Male -02 = MTP® Female -07 = MXC® Internal Plug -0E = MPO Plus®, Male, bayonet 24 Fibers -21 = MTP® Male -22 = MTP® Female -27 = MXC® Internal Plug -2E = MPO Plus®, Male, bayonet

ECUO
Mates with:
UEC5, UCC8, OPA



FEATURES

- Supports data center and HPC protocols, including: Ethernet, InfiniBand™, Fibre Channel
- Customizable optical connectors
- Integrated coupling capacitors
- Standard temperature range 0 °C to +70 °C
- Evaluation & Development boards available

Class 1 LASER PRODUCT
per IEC 60825-1 Ed. 3 (2014)

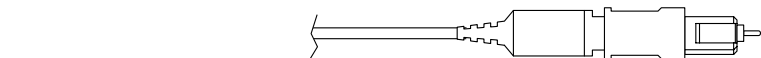
TOOLING

Insertion Tool: CAT-IN-ECUO-02

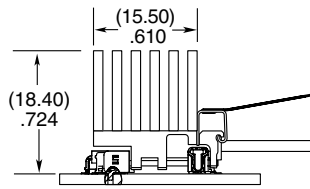
Notes:
MTP® is a registered trademark of US Conec Ltd.

All FireFly™ designs, specifications and components are preliminary and subject to change without notice.

Some lengths, styles and options are non-standard, non-returnable.



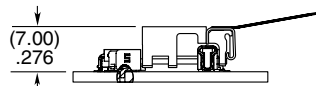
-01 (MTP® MALE SHOWN)



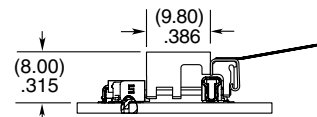
-2 PIN-FIN HEAT SINK



-07 (MXC® INTERNAL PLUG SHOWN)



-1 FLAT HEAT SINK



-3 FLAT WITH GROOVE HEAT SINK (MULTI-ROW CONFIGURATION)

View complete specifications at: samtec.com?ECUO