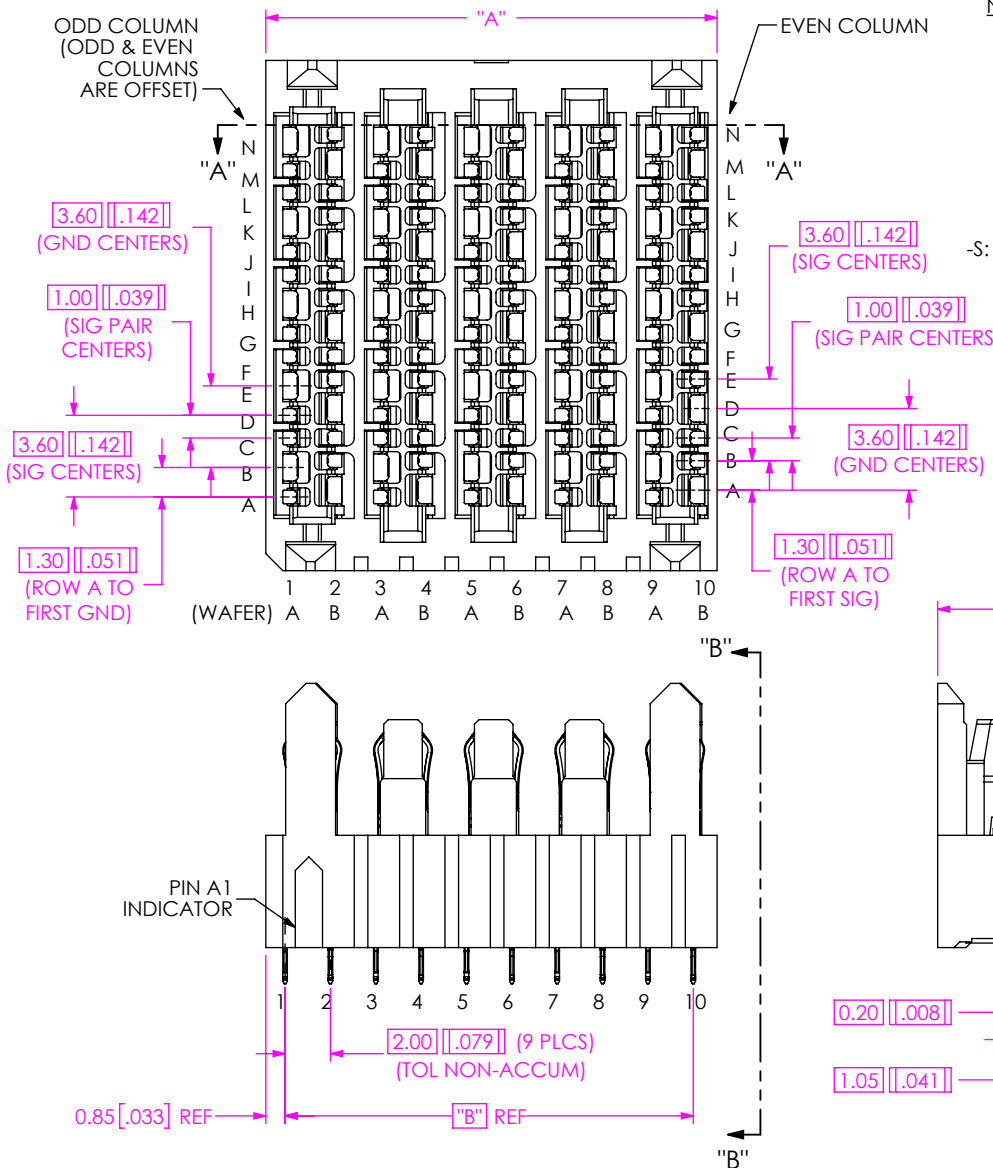


DESIGNED AND DIMENSIONED IN MILLIMETERS [INCHES]
ALL DIMENSIONS REFERENCE EXCEPT AS SHOWN

EBTM-4-XX-2.0-X-VT-X-X-X



- No OF PAIRS PER COLUMN: -4:
- COLUMNS: -06: -08: -10:
- COLUMN PITCH: -2.0: 2.0 mm
- PLATING: -S: 30µ" SELECTIVE GOLD IN CONTACT AREA, MATTE TIN ON TAIL
- ORIENTATION: -VT: VERTICAL
- KEYING: (ONLY AVAIL. WITH -L OR -R GUIDANCE)
 - BLANK: NO KEYING
 - A THRU -H: DENOTES POSITION OF FLAT ON KEY (SEE KEYING POSITION TABLE, SHT 2)
- GUIDANCE: -BLANK: NONE; -L: LEFT; -R: RIGHT
- PIN CONFIGURATION: -1: STANDARD

DO NOT SCALE FROM THIS PRINT

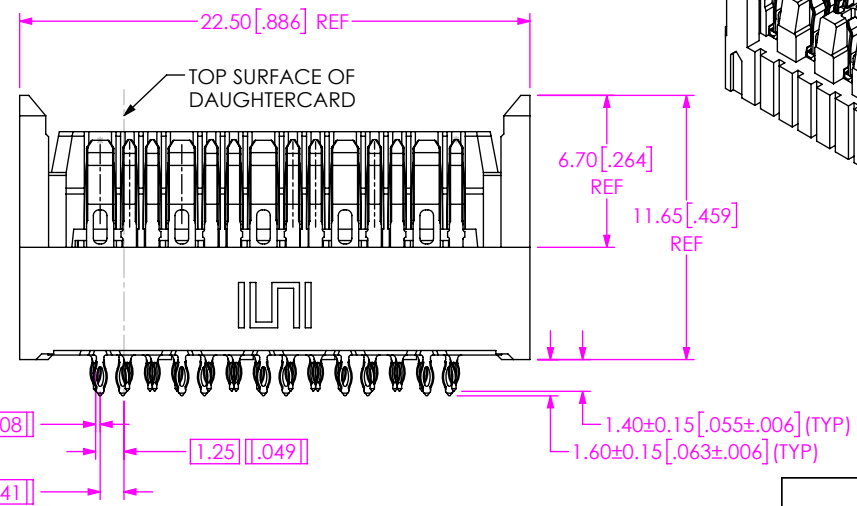
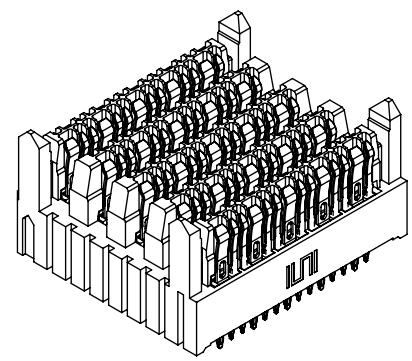


FIG 1
EBTM-4-10-2.0-X-VT-1 SHOWN

TABLE 1

COLUMN	"A"	"B"
-06	11.90 [.469]	10.00 [.394]
-08	15.90 [.626]	14.00 [.551]
-10	19.90 [.783]	18.00 [.709]

- NOTES:
1. MINIMUM PUSHOUT FORCE: 2.22N [.5 LB]
 2. CONTACT SAMTEC FOR CONNECTOR PRESS FIT INSTRUCTIONS AND REQUIRED FIXTURES.
 3. TRAYS TO BE STANDARD PACKAGING.
 4. ORDERS WILL BE PACKAGED ACCORDING TO THE SAMTEC PACKAGING EFFICIENCY STANDARDS (SPES) FOUND ON WWW.SAMTEC.COM.

UNLESS OTHERWISE SPECIFIED, DIMENSIONS ARE IN MILLIMETERS [INCHES].

TOLERANCES ARE:

DECIMALS	ANGLES
X.X: ±0.3 [.01]	2°
X.XX: ±0.10 [.004]	
X.XXX: ±0.050 [.0019]	

PROPRIETARY NOTE
 THIS DOCUMENT CONTAINS CONFIDENTIAL AND PROPRIETARY INFORMATION AND ALL DESIGN, MANUFACTURING, REPRODUCTION, USE, PATENT RIGHTS AND SALES RIGHTS ARE EXPRESSLY RESERVED BY SAMTEC, INC. THIS DOCUMENT SHALL NOT BE DISCLOSED, IN WHOLE OR PART, TO ANY UNAUTHORIZED PERSON OR ENTITY NOR REPRODUCED, TRANSFERRED OR INCORPORATED IN ANY OTHER PROJECT IN ANY MANNER WITHOUT THE EXPRESS WRITTEN CONSENT OF SAMTEC, INC.

MATERIAL: DO NOT SCALE DRAWING SHEET SCALE: 3:1

INSULATOR: LCP, COLOR: BLACK
 CONTACT: COPPER ALLOY
 WAFER: LCP, COLOR: BLACK

520 PARK EAST BLVD., NEW ALBANY, IN 47150
 PHONE: 812-944-6733 FAX: 812-948-5047
 e-Mail: info@SAMTEC.com code 53322

DESCRIPTION: EXAMAX™ VERTICAL HEADER ASSEMBLY

DWG. NO. EBTM-4-XX-2.0-X-VT-X-X-X

BY: J. BROWNING 10/02/2014 SHEET 1 OF 3

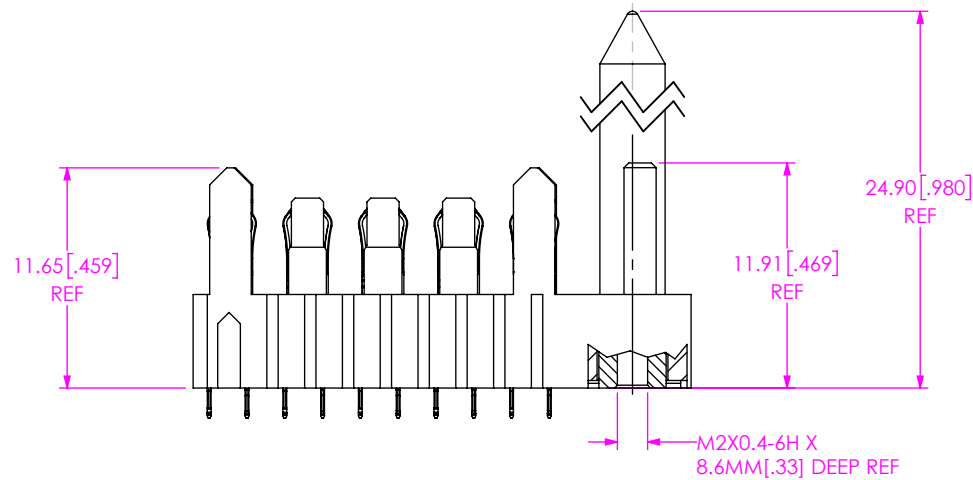
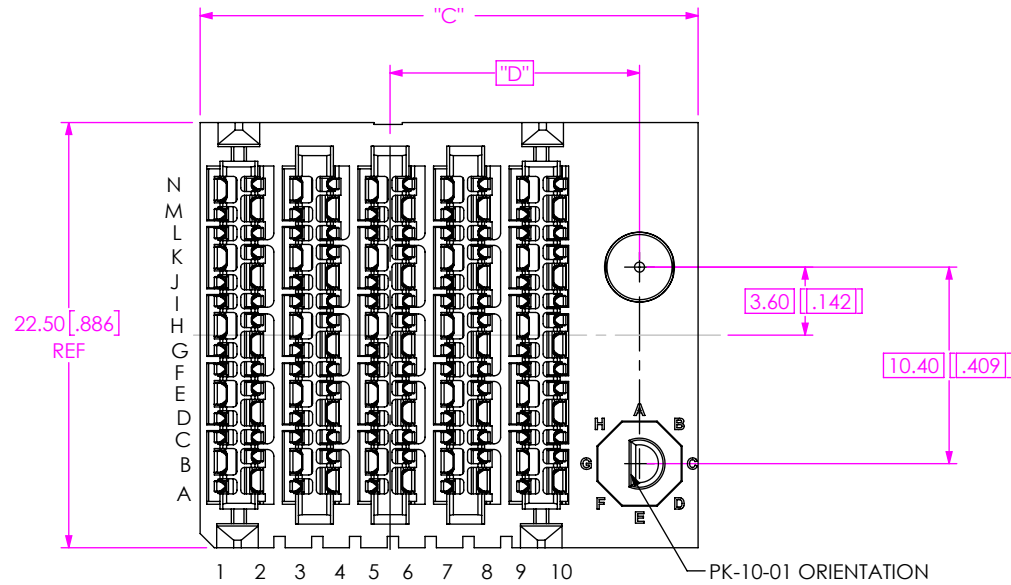


FIG 2
EBTM-4-10-2.0-X-VT-1-L-G SHOWN
(EXCEPT AS SHOWN, SAME AS FIG 1)

COLUMN	"C"		"D"	
-06	18.35	[0.722]	9.20	[0.362]
-08	22.35	[0.880]	11.20	[0.441]
-10	26.35	[1.037]	13.20	[0.520]

KEYING POSITION TABLE

		KEYING							
		-A	-B	-C	-D	-E	-F	-G	-H
-R / -L	H								
	G								
	F								
	E								
	D								
	C								
	B								
	A								

PROPRIETARY NOTE
THIS DOCUMENT CONTAINS CONFIDENTIAL AND PROPRIETARY INFORMATION AND ALL DESIGN, MANUFACTURING, REPRODUCTION, USE, PATENT RIGHTS AND SALES RIGHTS ARE EXPRESSLY RESERVED BY SAMTEC, INC. THIS DOCUMENT SHALL NOT BE DISCLOSED, IN WHOLE OR PART, TO ANY UNAUTHORIZED PERSON OR ENTITY NOR REPRODUCED, TRANSFERRED OR INCORPORATED IN ANY OTHER PROJECT IN ANY MANNER WITHOUT THE EXPRESS WRITTEN CONSENT OF SAMTEC, INC.

DO NOT SCALE DRAWING

SHEET SCALE: 2.5:1



520 PARK EAST BLVD. NEW ALBANY, IN 47150
PHONE: 812-944-6733 FAX: 812-948-5047
e-Mail info@SAMTEC.com code 55322

DESCRIPTION:
EXAMAX™ VERTICAL HEADER ASSEMBLY

DWG. NO.
EBTM-4-XX-2.0-X-VT-X-X-X

BY: J. BROWNING 10/02/2014 SHEET 2 OF 3

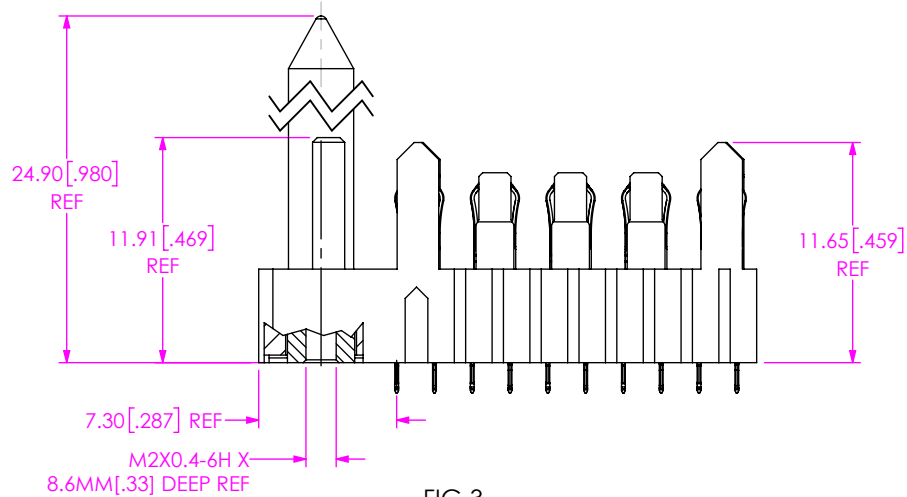
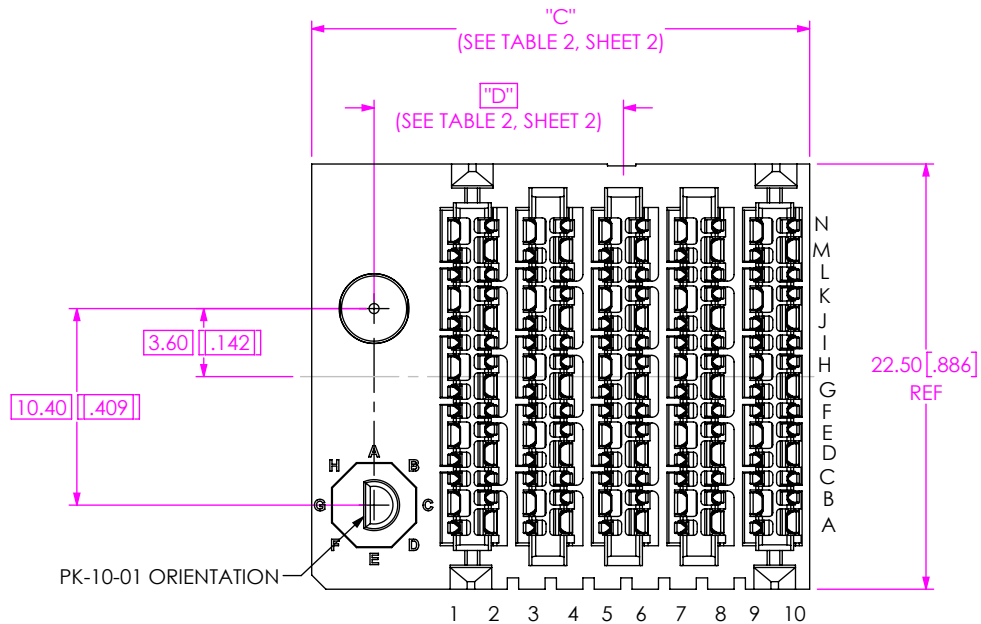


FIG 3
EBTM-4-10-2.0-X-VT-1-R-G SHOWN
(EXCEPT AS SHOWN, SAME AS FIG 1)

PROPRIETARY NOTE
THIS DOCUMENT CONTAINS CONFIDENTIAL AND PROPRIETARY INFORMATION AND ALL DESIGN, MANUFACTURING, REPRODUCTION, USE, PATENT RIGHTS AND SALES RIGHTS ARE EXPRESSLY RESERVED BY SAMTEC, INC. THIS DOCUMENT SHALL NOT BE DISCLOSED, IN WHOLE OR PART, TO ANY UNAUTHORIZED PERSON OR ENTITY NOR REPRODUCED, TRANSFERRED OR INCORPORATED IN ANY OTHER PROJECT IN ANY MANNER WITHOUT THE EXPRESS WRITTEN CONSENT OF SAMTEC, INC.

DO NOT SCALE DRAWING

SHEET SCALE: 2.5:1



520 PARK EAST BLVD. NEW ALBANY, IN 47150
PHONE: 812-944-6733 FAX: 812-948-5047
e-Mail info@SAMTEC.com code 55322

DESCRIPTION:
EXAMAX™ VERTICAL HEADER ASSEMBLY

DWG. NO.
EBTM-4-XX-2.0-X-VT-X-X-X

BY: J. BROWNING 10/02/2014 SHEET 3 OF 3