

ALUMINUM ELECTROLYTIC CAPACITORS


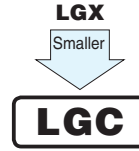
LGC

Snap-in Terminal Type,
105°C Long Life Assurance, Ultra-Smaller-Sized



NEW

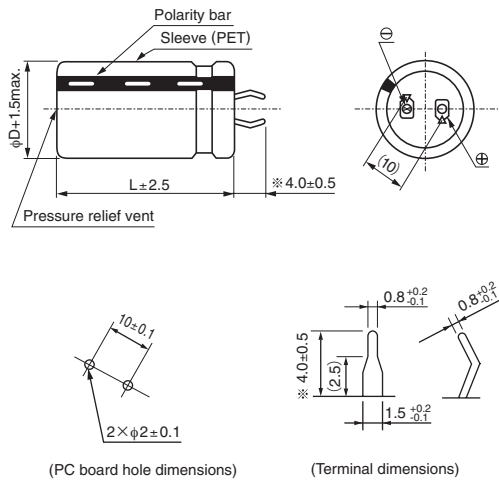
- One rank smaller case sized than LGX.
- Suited for equipment down sizing.
- Compliant of the RoHS directive (2011/65/EU,(EU)2015/863).



Specifications

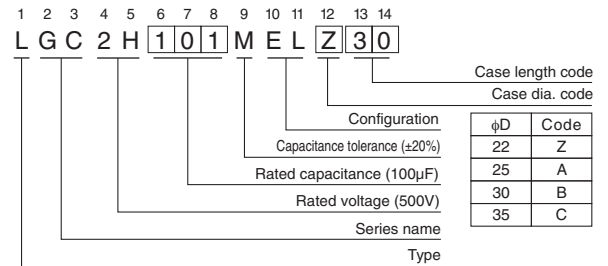
Item	Performance Characteristics		
Category Temperature Range	- 40 to +105°C		
Rated Voltage Range	500V		
Rated Capacitance Range	68 to 680μF		
Capacitance Tolerance	±20% at 120Hz, 20°C		
Leakage Current	$I \leq 3\sqrt{CV}$ (μA) (After 5 minutes' application of rated voltage at 20°C) [C : Rated Capacitance (μF) V : Voltage (V)]		
Tangent of loss angle (tan δ)	0.25max. 120Hz at 20°C		
Stability at Low Temperature	Impedance ratio $Z(-25^\circ\text{C}) / Z(+20^\circ\text{C}) \leq 8$ (120Hz)		
Endurance	The specifications listed at right shall be met when the capacitors are restored to 20°C after D.C. bias plus rated ripple current is applied for 5000 hours at 105°C, the peak voltage shall not exceed the rated voltage.	Capacitance change	Within ±20% of the initial capacitance value
		tan δ	200% or less than the initial specified value
		Leakage current	Less than or equal to the initial specified value
Shelf Life	After storing the capacitors under no load at 105°C for 1000 hours and then performing voltage treatment based on JIS C 5101-4 clause 4.1 at 20°C, they shall meet the requirements listed at right.	Capacitance change	Within ±15% of the initial capacitance value
		tan δ	150% or less than the initial specified value
		Leakage current	Less than or equal to the initial specified value
Marking	Printed with white color letter on black sleeve.		

Drawing



※ The other terminal is also available upon request.
Please contact us for details.

Type numbering system (Example : 500V 100μF)



Dimensions

500V (2H)				
Cap. (μF)	Size φD × L(mm)	Rated ripple (mArms)	Leakage Current (mA)	Code
68	22 × 25	690	0.55	LGC2H680MELZ25
100	22 × 30	850	0.67	LGC2H101MELZ30
120	22 × 35	960	0.73	LGC2H121MELZ35
150	22 × 40	1110	0.82	LGC2H151MELZ40
	25 × 30	1060	0.82	LGC2H151MELA30
180	22 × 45	1250	0.90	LGC2H181MELZ45
	25 × 35	1200	0.90	LGC2H181MELA35
220	22 × 50	1400	0.99	LGC2H221MELZ50
	25 × 40	1360	0.99	LGC2H221MELA40
	30 × 30	1290	0.99	LGC2H221MELB30
	35 × 25	1200	0.99	LGC2H221MELC25
270	22 × 60	1620	1.10	LGC2H271MELZ60
	25 × 50	1600	1.10	LGC2H271MELA50
	30 × 35	1480	1.10	LGC2H271MELB35
	35 × 30	1430	1.10	LGC2H271MELC30
330	25 × 55	1780	1.21	LGC2H331MELA55
	30 × 40	1670	1.21	LGC2H331MELB40
	35 × 35	1630	1.21	LGC2H331MELC35
390	30 × 45	1850	1.32	LGC2H391MELB45
	35 × 40	1820	1.32	LGC2H391MELC40
470	30 × 55	2140	1.45	LGC2H471MELB55
	35 × 45	2020	1.45	LGC2H471MELC45
560	30 × 60	2340	1.58	LGC2H561MELB60
	35 × 50	2230	1.58	LGC2H561MELC50
680	35 × 55	2440	1.74	LGC2H681MELC55

Frequency coefficient of rated ripple current

Frequency (Hz)	50	60	120	300	1 k	10k	50k or more
Coefficient	0.77	0.82	1.00	1.16	1.30	1.41	1.43

Minimum order quantity : 50pcs.

Rated ripple current (mArms) at 105°C 120Hz

CAT.8100L