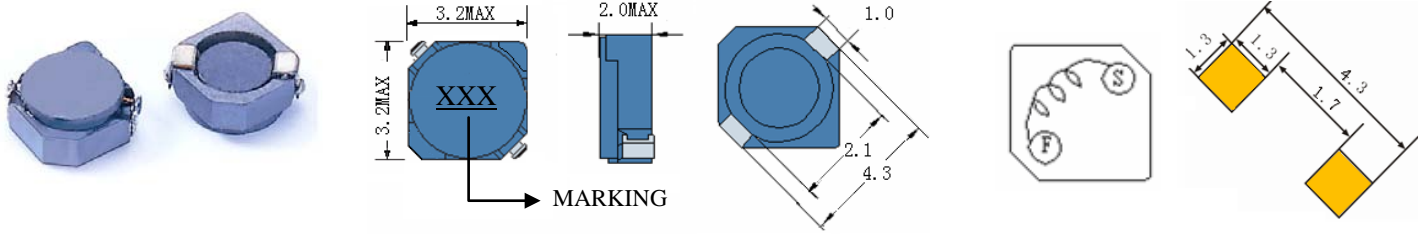


SCRH2D18

SMD POWER INDUCTORS

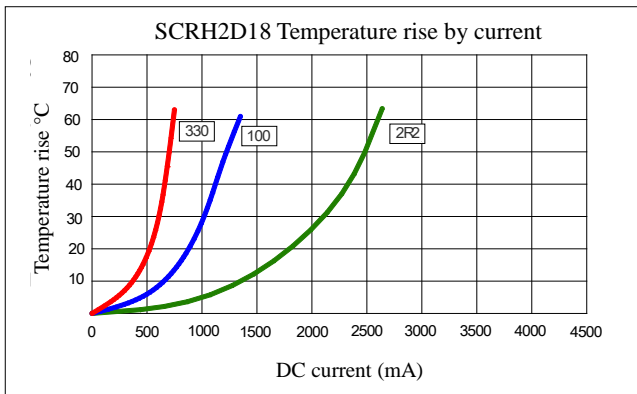
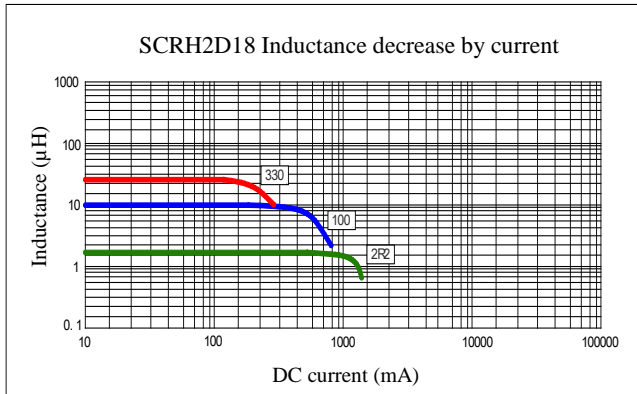


- Features
 1. Magnetically shielded construction
 2. Excellent Power Density
 3. Engineered to Provide High Efficiency



ELECTRICAL CHARACTERISTICS

Part Number	Inductance (uH) (1)	Test Frequency	DC Resistance (Ω MAX) (2)	Saturation Current (3) (A)	Temperature Current (4) (A)
SCRH2D18-2R2	2.2	100KHZ	43m	0.85	2.00
SCRH2D18-3R3	3.3	100KHZ	60m	0.73	1.80
SCRH2D18-4R7	4.7	100KHZ	85m	0.55	1.44
SCRH2D18-6R8	6.8	100KHZ	123m	0.50	1.29
SCRH2D18-100	10	100KHZ	201m	0.37	1.03
SCRH2D18-150	15	100KHZ	266m	0.34	0.92
SCRH2D18-220	22	100KHZ	382m	0.26	0.73
SCRH2D18-330	33	100KHZ	620m	0.21	0.58



- (1). Inductance tolerance ±30% tested at 0.25V, 0ADC and 25°C
- (2). DCR measured at 25°C.
- (3). The DC current at which the inductance decreases by 35% from its initial value.
- (4). The DC current that results in a 40°C temperature rise from 25°C ambient.

Click here for [QUANTITY PER REEL & PACKING INFORMATION](#)

Custom versions available upon request.



© 2019 Signal Transformer –Specification subject to change without notice. 12.19

128 Atlantic Avenue, Lynbrook, NY 11563
 Toll Free 866-239-5777 • Tel 516-239-5777 • Fax 516-239-7208
Sales@signaltransformer.com • techhelp@signaltransformer.com