

10.1 ~ 21.5" High Brightness Extended Temperature Touch Monitors



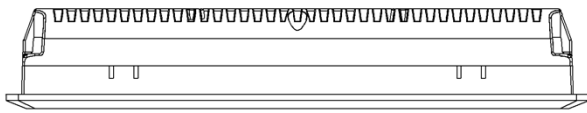
- Extended Temperature (-20~60°C)
- High Brightness Sunlight Readable (1000 Nits)
Optically Bonded TFT LCD
- IP66 Rated Aluminum Bezel for Washdown Environments
- VGA, DVI-D, DisplayPort and HDMI® Inputs
- VESA-100 or Panel Mount Design

 Extended Temperature  High Brightness


I/O Ports	Audio	1 x 3.5 mm Line-in (inactive)			
	Power	3-pin connector header, DC power input			
	Display Interface Options	1 x VGA 1 x DVI-D 1 x DisplayPort 1 x HDMI®			
	USB	1 x Type-B USB 2.0 Client Port (For Touch Interface)			
	On-Screen Display	OSD Control Panel at Rear of Chassis			
Touch Screen	Type	Projected Capacitive Touch			
	Interface	USB			
	Light Transmission	90+%			
Display	Display Type	10.1" WXGA TFT LCD	12.1" SVGA TFT LCD	15.0" XGA TFT LCD	21.5" FHD TFT LCD
	Resolution	1280 x 800	800 x 600	1024 x 768	1920 x 1080
	Max. Color	16.7M	16.2M	16.7M	16.7M
	Luminance (cd/m ²)	1000	1000	1000	1000
	View Angle (H°/V°)	170/170	178/178	160/150	178/178
	Contrast Ratio	1000:1	700:1	800:1	3000:1
Electrical	Backlight Lifetime (hrs)	50,000+	50,000+	50,000+	50,000+
	Input Voltage	9-36 VDC	9-36 VDC	9-36 VDC	9-36 VDC
	Input Current	0.27-1.09 A	0.41-1.66 A	0.51-2.04 A	1.06-4.24 A
Mechanical	Input Power (max)	9.8 W	14.9 W	18.4 W	38.2 W
	Dimension (W x H x D)	11.22 x 7.44 x 1.93" [285 x 189 x 48.9 mm]	12.56 x 9.65 x 2.03" [319 x 245 x 51.7 mm]	16.14 x 12.20 x 2.15" [410 x 310 x 54.7 mm]	21.94 x 14.26 x 2.56" [557.3 x 362.3 x 64.8 mm]
	Net Weight	~ 4.19 lbs [1.9 kg]	~ 5.73 lbs [2.6 kg]	~ 9.48 lbs [4.3 kg]	~ 16.53 lbs [7.5 kg]
	Panel Cutout Dimensions (W x H)	10.71 x 6.93" [272 x 176 mm]	11.93 x 9.02" [303 x 229 mm]	15.43 x 11.50" [392 x 292 mm]	21.22 x 13.54" [539 x 344 mm]
	Mounting	Panel mounting, VESA 100 x 100 mm			
	Construction	Silver die-cast aluminum chassis			
Environmental	Rating	IP66 / NEMA 4 when panel mounted			
	Operating Temperature	-4~140°F [-20~60°C]			
	Storage Temperature	-22~158°F [-30~70°C]			
	Storage Humidity	10 to 95% @ 40°C, non-condensing			
Notes	Certifications CE / FCC Class A / RoHS				
Specifications subject to change without notice					

MON6010

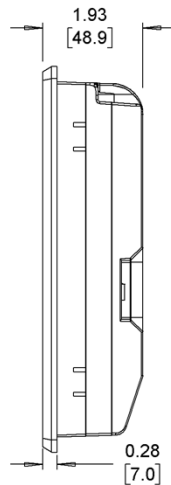
DIMENSIONS ARE IN INCHES [MM]




Top View



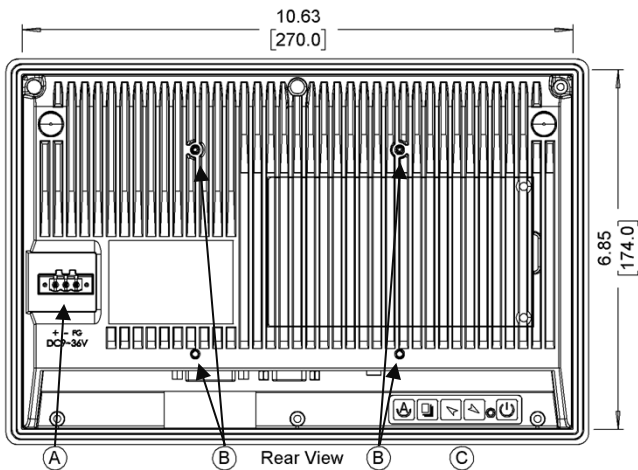
Front View



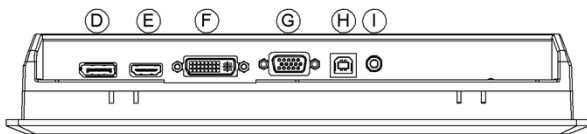
Side View



Cutout Dimensions



Rear View

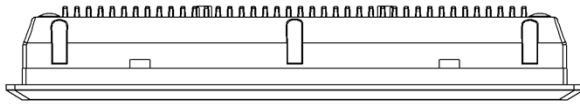


Bottom View


- A** DC Power Input Connector
- B** VESA 100 x 100 mm Screw Holes
- C** OSD Control Panel
- D** DisplayPort Input
- E** HDMI® Input
- F** DVI-D Input
- G** VGA Input
- H** USB 2.0 Client Port
- I** 3.5mm Audio Line-In

MON6012

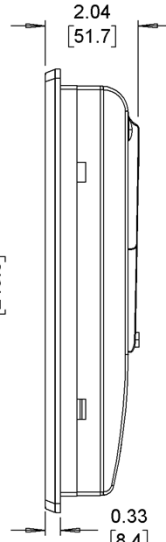
Dimensions are in inches [mm]




Top View



Front View

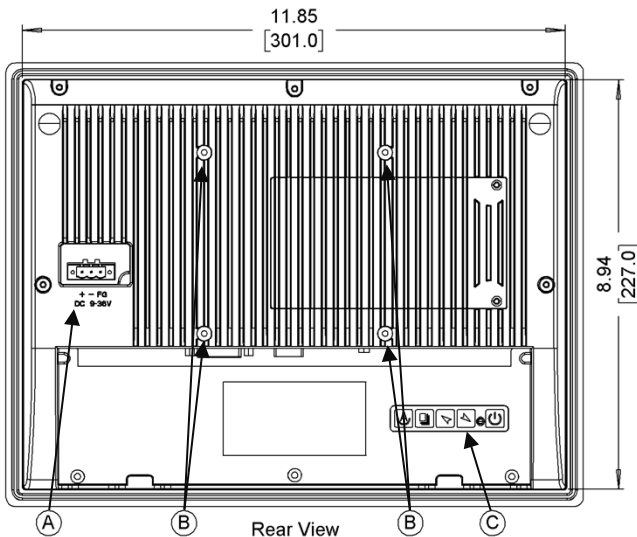


Side View

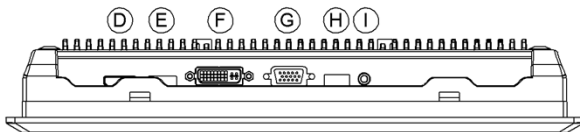


9.02" [229.0mm] H x 11.93" [303.0mm] W

Cutout Dimensions



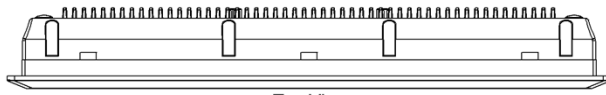
Rear View



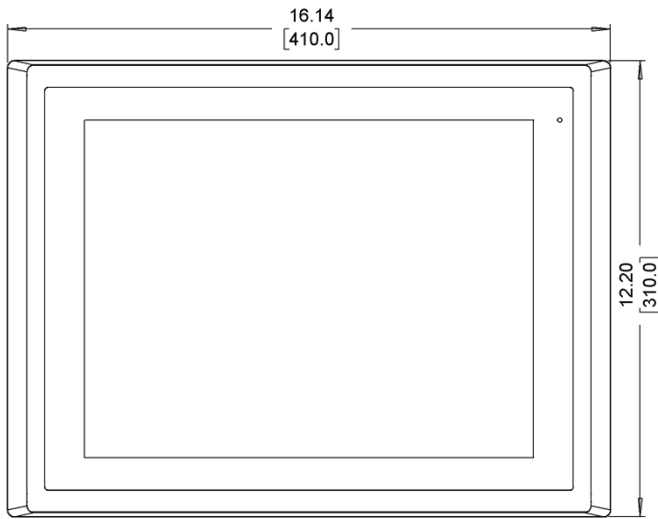
Bottom View

- A** DC Power Input Connector
- B** VESA 100 x 100 mm Screw Holes
- C** OSD Control Panel
- D** DisplayPort Input
- E** HDMI® Input
- F** DVI-D Input
- G** VGA Input
- H** USB 2.0 Client Port
- I** 3.5mm Audio Line-In

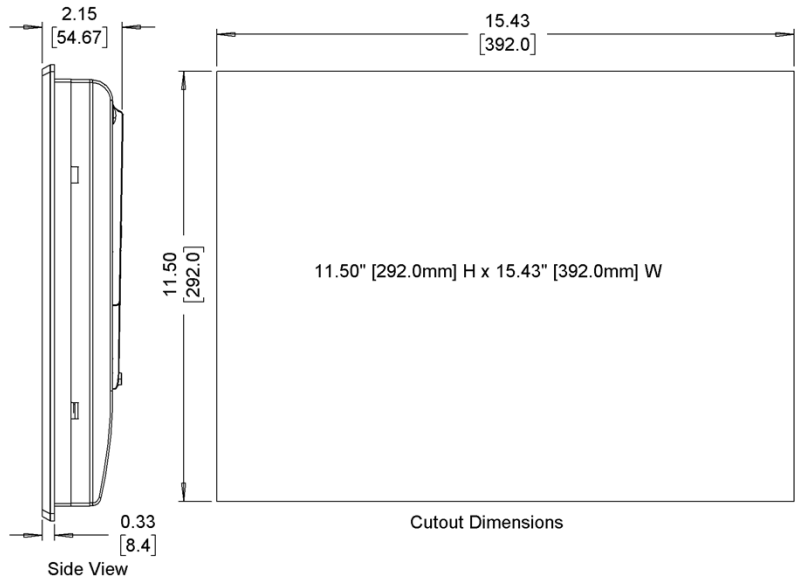
MON6015



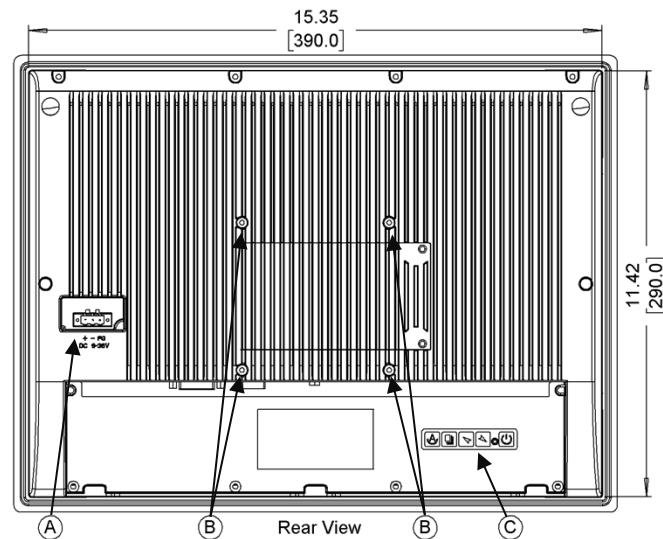
Top View



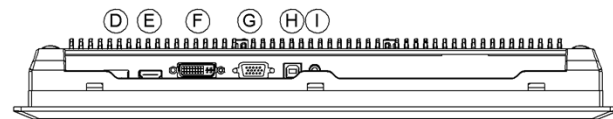
Front View



Dimensions are in inches [mm]




Rear View




Bottom View

- A** DC Power Input Connector
- B** VESA 100 x 100 mm Screw Holes
- C** OSD Control Panel
- D** DisplayPort Input
- E** HDMI® Input
- F** DVI-D Input
- G** VGA Input
- H** USB 2.0 Client Port
- I** 3.5mm Audio Line-In

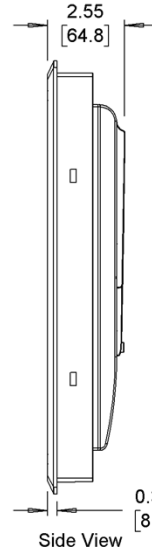
MON6021



Top View

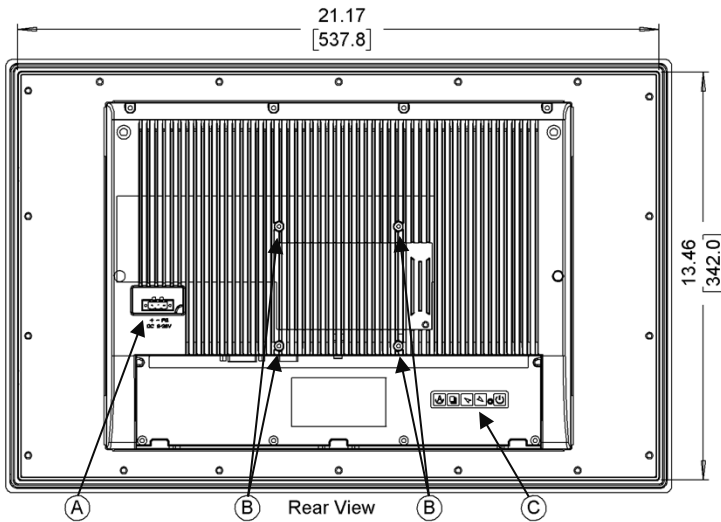


Front View




Side View

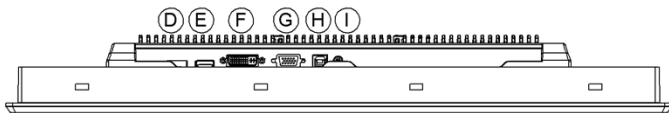
Dimensions are in inches [mm]



Rear View



Cutout Dimensions



Bottom View

- A** DC Power Input Connector
- B** VESA 100 x 100 mm Screw Holes
- C** OSD Control Panel
- D** DisplayPort Input
- E** HDMI® Input
- F** DVI-D Input
- G** VGA Input
- H** USB 2.0 Client Port
- I** 3.5mm Audio Line-In