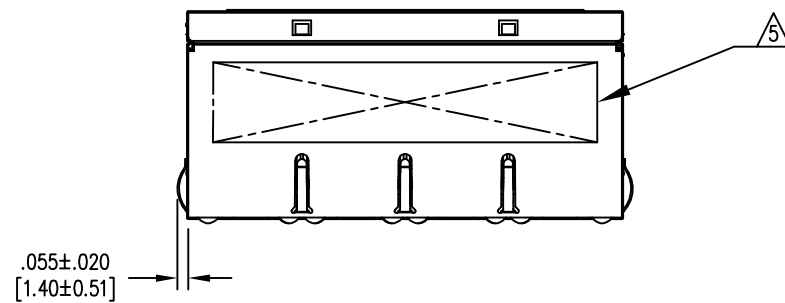
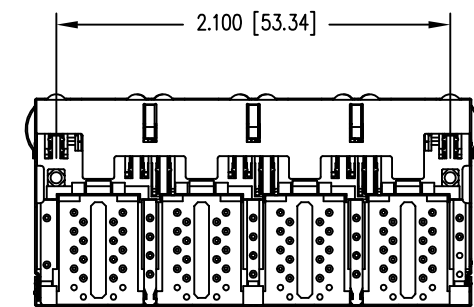
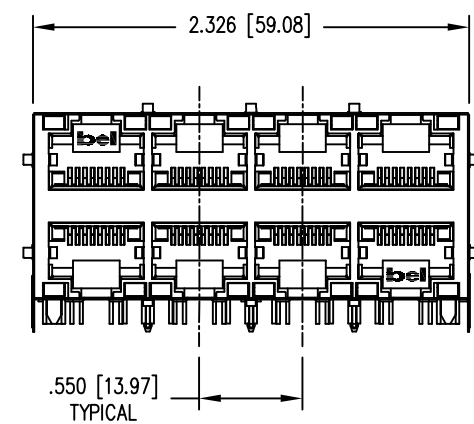
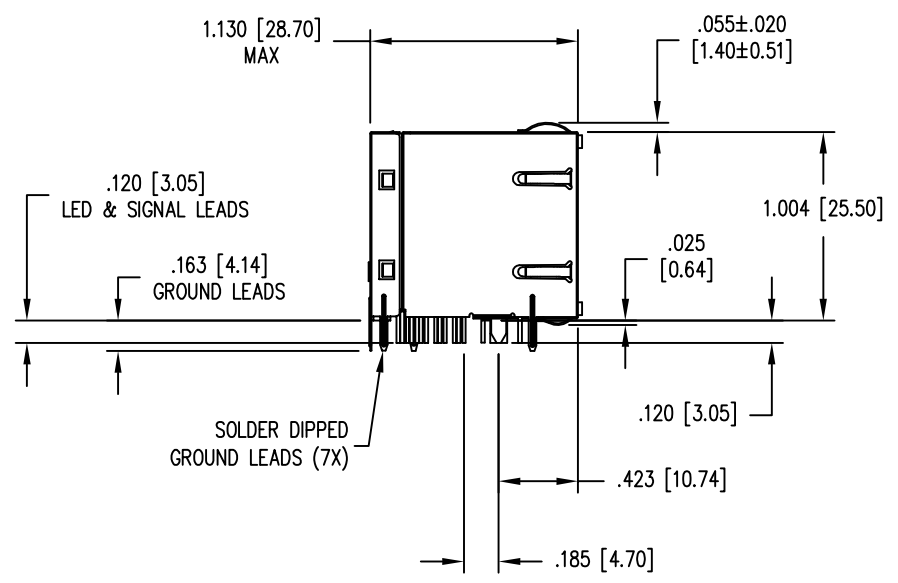


DATE	REV	ECN	APP'D. BY
3-20-16	A0	10631	ADB
7-19-16	A1	10720	ADB
9-14-16	A2	10758	ADB



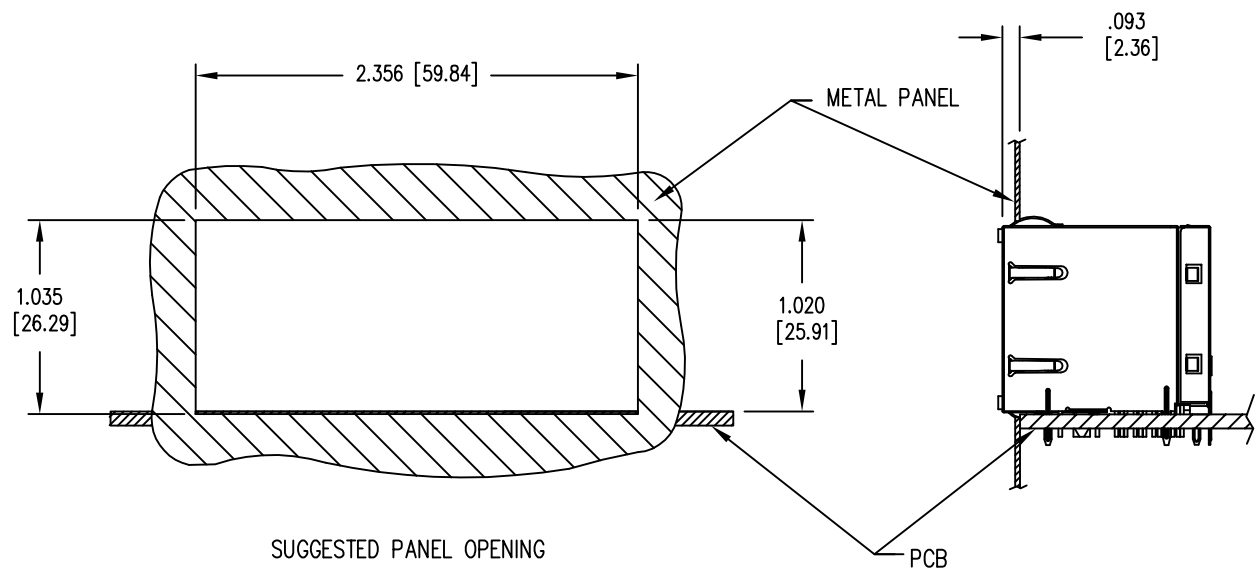
.055±.020
[1.40±0.51]



NOTES:

- CONNECTOR MATERIALS:
HOUSING: THERMOPLASTIC UL94 V-0
CONTACTS/SHIELD: COPPER ALLOY
SHIELD PLATING: NICKEL OR "REFLOW" TIN
CONTACT PLATING: SELECTIVE GOLD OR EQUIVALENT IN THE CONTACT AREA
SEE CHART FOR PART NUMBER
 - FOR PRODUCT SPECIFICATIONS SEE PR022-01.
 - DIMENSIONS AND TOLERANCES COMPLY WITH TIA-1096 STANDARD.
 - THE SUGGESTED PANEL OPENING IS INTENDED TO GIVE USER THE ABILITY TO HAVE REASONABLE JACK/PANEL CLEARANCES, YET MAINTAIN GROUNDING CAPABILITY. THESE VARIABLES CAN BE ADJUSTED IN EITHER DIRECTION BUT MAY CARRY SOME CONSEQUENCES IN THE FORM OF LOWER MATING FORCES OR TIGHTER ASSEMBLY TOLERANCES.
- 5 MARK PART WITH MFG LOGO, MFG NAME, PART NUMBER, AND DATE CODE.

50 MICRO-INCHES [1.27um]	SS-74500-016
CONTACT PLATING IN MATING AREA	PART NUMBER



THIRD ANGLE PROJECTION

DO NOT SCALE DRAWING
DRAWING IS SUBJECT TO CHANGE WITHOUT NOTICE

DIMENSIONS: INCHES [METRIC]

UNLESS OTHERWISE SPECIFIED TOLERANCES ARE ±.010 [0.25] ANGLES ARE ± 1°

SHEET NO. 1 OF 3

1118 Susquehanna Trail South
Glen Rock, PA 17327-9199
(717) 235-7512
<http://www.stewartconnector.com>

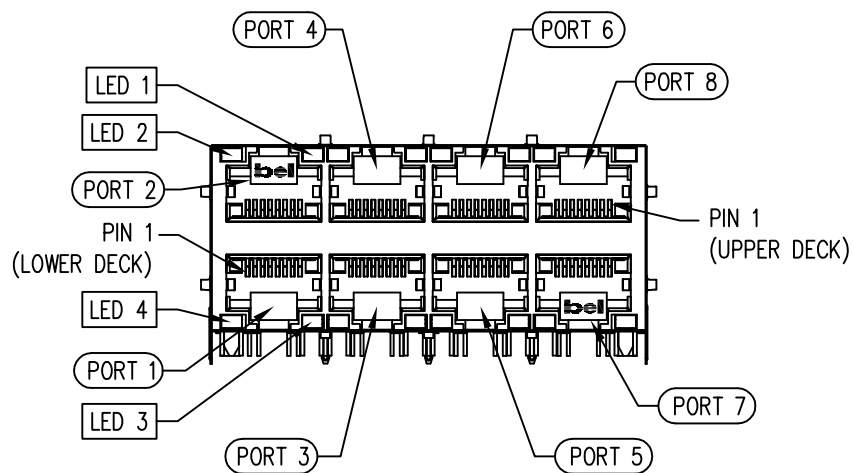
TITLE: 2X4 SHIELDED STACKJACK WITH ALL GREEN UPPER AND LOWER LEADS

THIS DRAWING AND THE SUBJECT MATTER SHOWN THEREON ARE CONFIDENTIAL AND THE PROPRIETARY PROPERTY OF STEWART CONNECTOR AND SHALL NOT BE REPRODUCED, COPIED, OR USED IN ANY MANNER WITHOUT PRIOR WRITTEN CONSENT OF STEWART CONNECTOR. ONE OR MORE U.S. PATENTS MAY APPLY TO THIS PRODUCT. FOR DETAILS, PLEASE VISIT: [HTTP://BELFUSE.COM/STEWART/STEWART_PATENTS/](http://BELFUSE.COM/STEWART/STEWART_PATENTS/)

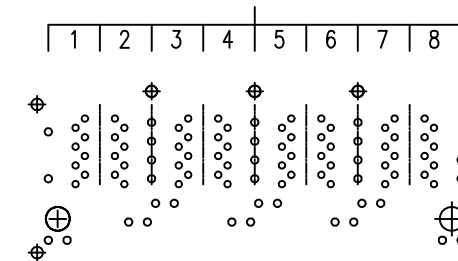
DRN BY: ADB	DATE 7-27-15
APPD BY: DHG	DATE 7-27-15
DWG NO. CT740216	REV. A2



PORT ASSIGNMENT
(FRONT VIEW OF JACK)



PORT ASSIGNMENT
(PCB - COMPONENT SIDE VIEW)



LED INFORMATION

LED 2 & 4 POLARITY			LED 1 & 3 POLARITY		
PIN 9	PIN 10	COLOR	PIN 11	PIN 12	COLOR
+	-	GREEN	+	-	GREEN

LED 1, 2, 3, & 4

VF (FORWARD VOLTAGE)

IF=20mA

GREEN

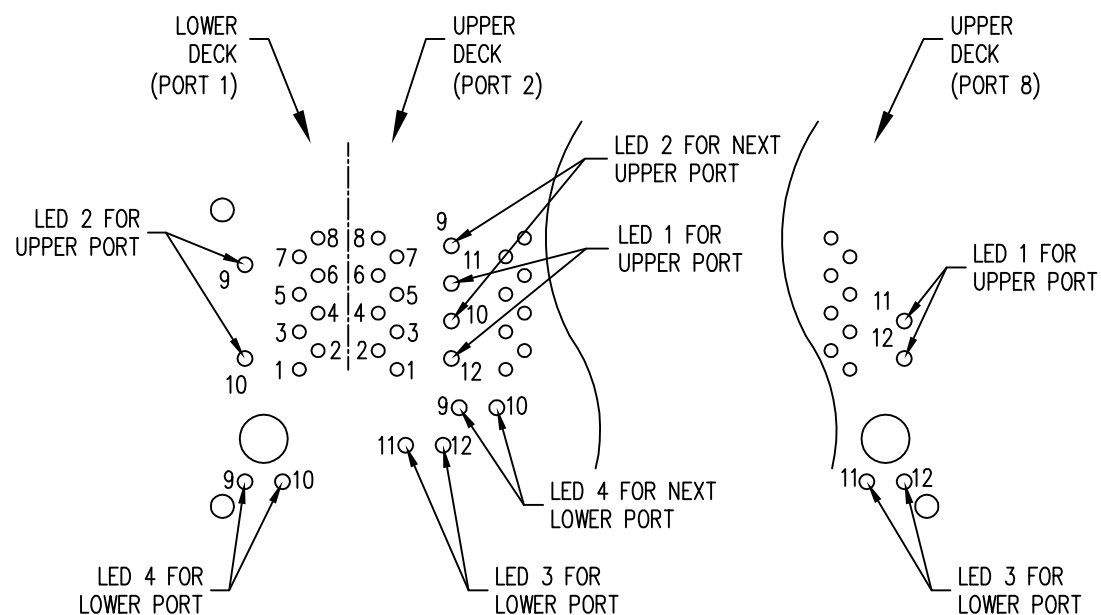
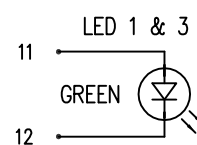
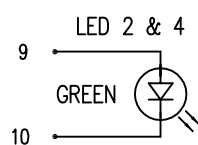
2.2V TYP.

λD (DOMINANT WAVELENGTH)

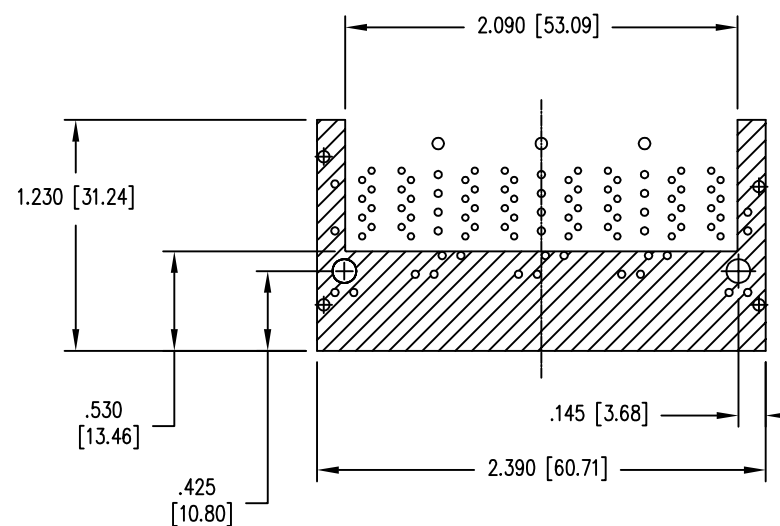
IF=20mA

GREEN

570nm TYP.

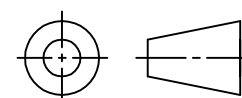


PIN-OUT INFORMATION
(PCB - COMPONENT SIDE VIEW)



THE SHADED AREA ON THE CUSTOMER BOARD IS RECOMMENDED TO BE CLEAR OF ANY VIA HOLE OR COMPONENT PAD.

THIRD ANGLE PROJECTION



1118 Susquehanna Trail South
Glen Rock, PA 17327-9199
(717) 235-7512

<http://www.stewartconnector.com>

DO NOT SCALE DRAWING
DRAWING IS SUBJECT TO
CHANGE WITHOUT NOTICE

TITLE: 2X4 SHIELDED STACKJACK
WITH ALL GREEN UPPER AND LOWER LEDS

DIMENSIONS: INCHES [METRIC]
UNLESS OTHERWISE SPECIFIED
TOLERANCES ARE ±.010 [0.25]
ANGLES ARE ± 1°

THIS DRAWING AND THE SUBJECT MATTER SHOWN THEREON ARE CONFIDENTIAL AND THE PROPRIETARY PROPERTY OF STEWART CONNECTOR AND SHALL NOT BE REPRODUCED, COPIED, OR USED IN ANY MANNER WITHOUT PRIOR WRITTEN CONSENT OF STEWART CONNECTOR. ONE OR MORE U.S. PATENTS MAY APPLY TO THIS PRODUCT. FOR DETAILS, PLEASE VISIT: [HTTP://BELFUSE.COM/STEWART/STEWART_PATENTS/](http://BELFUSE.COM/STEWART/STEWART_PATENTS/)

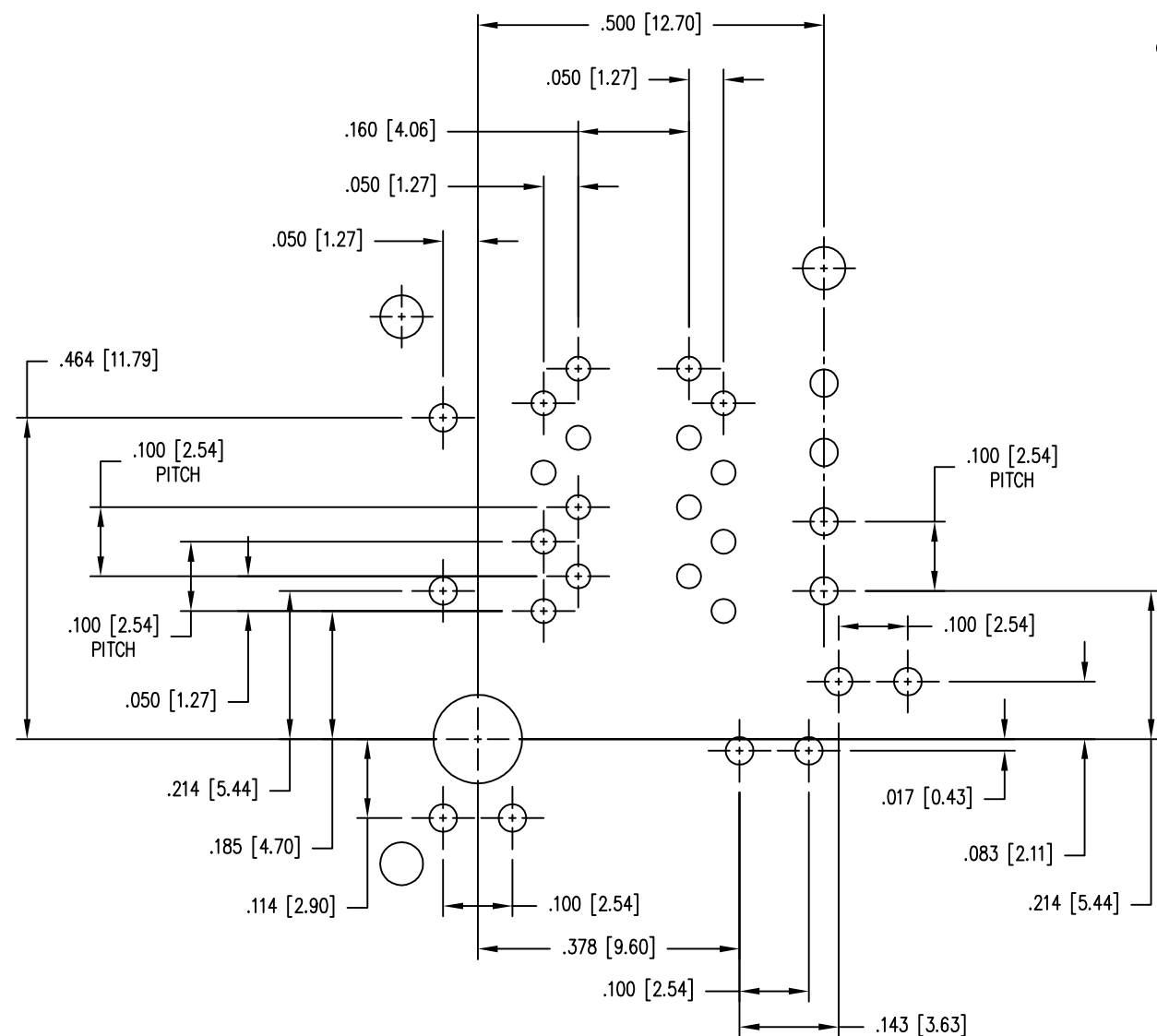
DRN BY:	ADB	DATE	7-27-15
APPD BY:	DHG	DATE	7-27-15
DWG NO.	CT740216	REV.	A2

SHEET NO. 2 OF 3

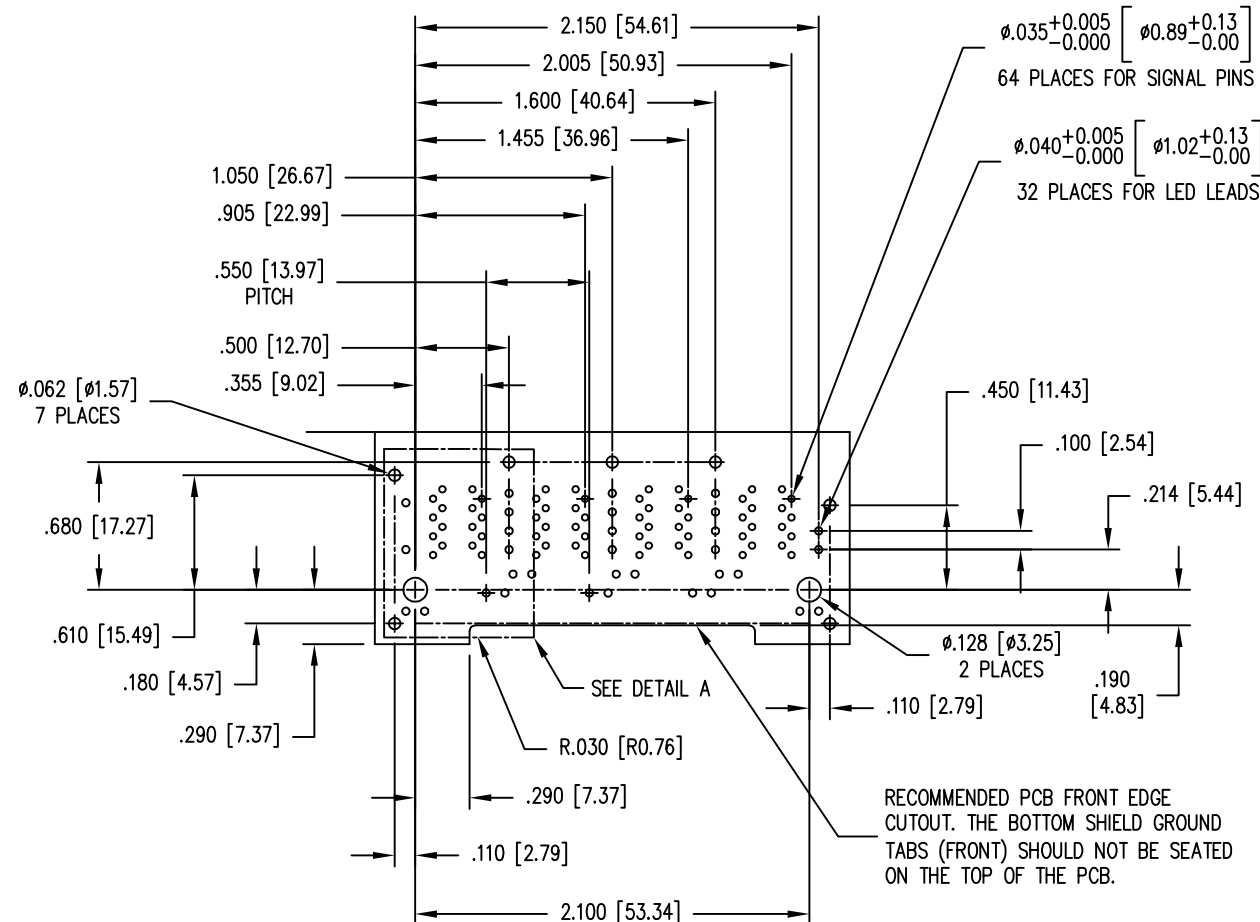


B

B



DETAIL A - TYPICAL HOLE LAYOUT
SCALE 4X



P.C.B. RECOMMENDED HOLE LAYOUT
(COMPONENT SIDE VIEW)

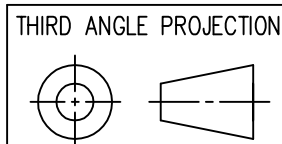
ALL CENTERLINE DIMENSIONS ARE BASIC.

ALL HOLE POSITIONS ARE $\pm \phi .006 [0.15]$

RECOMMENDED PCB FRONT EDGE
CUTOUT. THE BOTTOM SHIELD GROUND
TABS (FRONT) SHOULD NOT BE SEATED
ON THE TOP OF THE PCB.

A

A



1118 Susquehanna Trail South
Glen Rock, PA 17327-9199
(717) 235-7512
<http://www.stewartconnector.com>

DO NOT SCALE DRAWING
DRAWING IS SUBJECT TO
CHANGE WITHOUT NOTICE

TITLE: 2X4 SHIELDED STACKJACK
WITH ALL GREEN UPPER AND LOWER LEDS

DIMENSIONS: INCHES [METRIC]
UNLESS OTHERWISE SPECIFIED
TOLERANCES ARE $\pm .010 [0.25]$
ANGLES ARE $\pm 1^\circ$

THIS DRAWING AND THE SUBJECT MATTER SHOWN THEREON
ARE CONFIDENTIAL AND THE PROPRIETARY PROPERTY OF
STEWART CONNECTOR AND SHALL NOT BE REPRODUCED,
COPIED, OR USED IN ANY MANNER WITHOUT PRIOR WRITTEN
CONSENT OF STEWART CONNECTOR. ONE OR MORE U.S. PATENTS
MAY APPLY TO THIS PRODUCT. FOR DETAILS, PLEASE
VISIT: [HTTP://BELFUSE.COM/STEWART/STEWART_PATENTS/](http://BELFUSE.COM/STEWART/STEWART_PATENTS/)

DRN BY:	ADB	DATE	7-27-15
APPD BY:	DHG	DATE	7-27-15
DWG NO.	CT740216	REV.	A2

SHEET NO. 3 OF 3