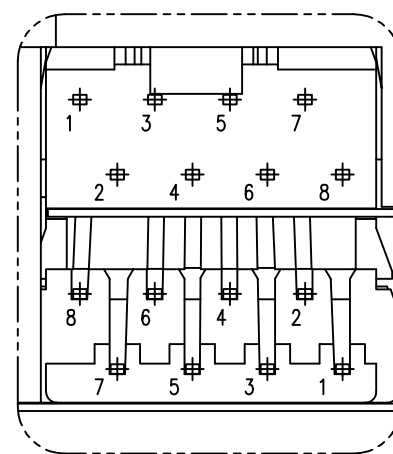
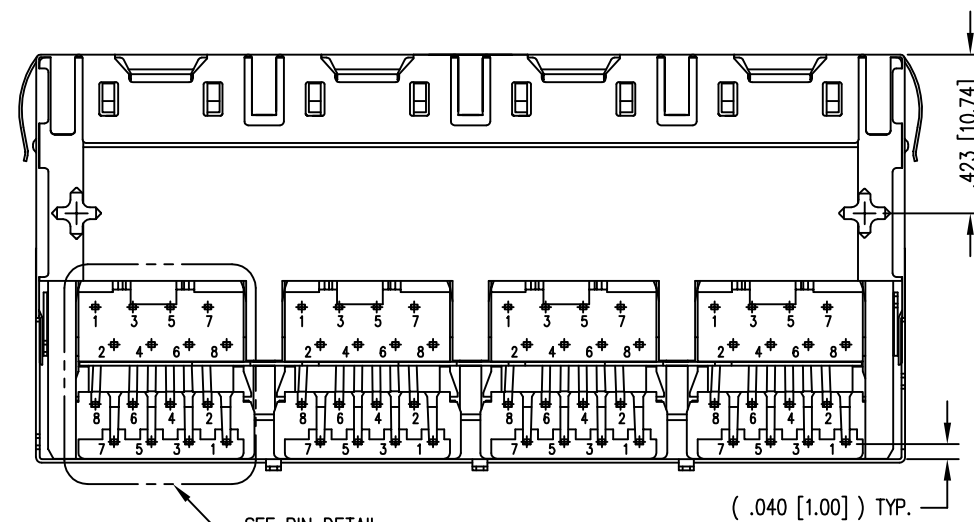
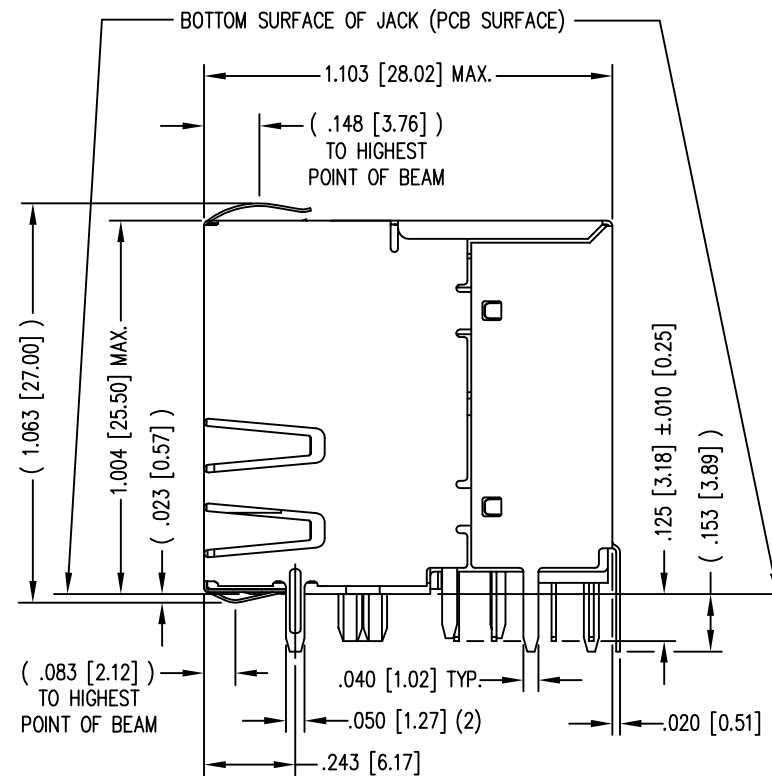
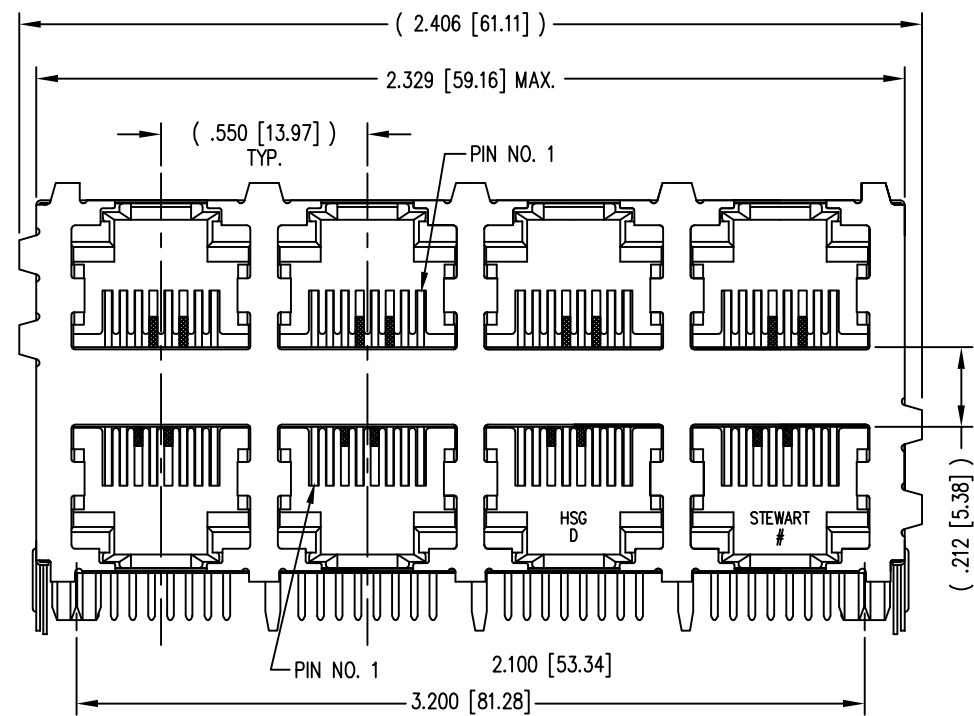


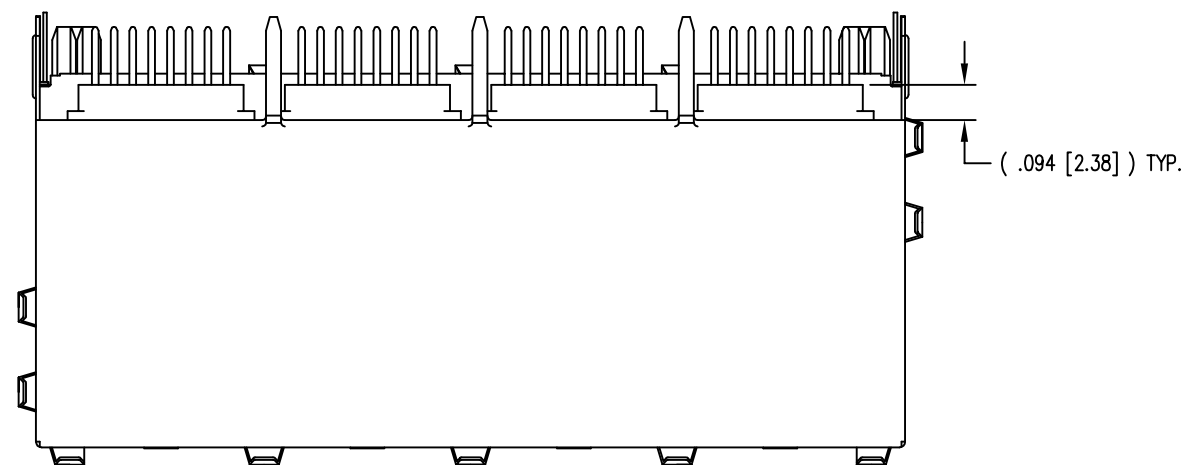
| DATE    | REV | ECN   | APP'D. BY |
|---------|-----|-------|-----------|
| 1-19-15 | B4  | 10212 | TRM       |
| 2-25-16 | B5  | 10567 | TRM       |
|         |     |       |           |



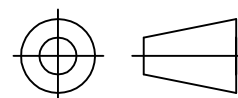
NOTES:

- CONNECTOR MATERIALS:  
HOUSING: THERMOPLASTIC UL94 V-0  
CONTACTS/SHIELD: COPPER ALLOY  
CONTACT PLATING: SELECTIVE GOLD IN CONTACT AREA  
SEE CHART FOR PART NUMBER  
SHIELD PLATING: NICKEL OR TIN
- FOR PRODUCT SPECIFICATION SEE PR022-01.
- DIMENSIONS AND TOLERANCES COMPLY WITH FCC/CFR 47, PART 68.
- THE SUGGESTED PANEL OPENING IS INTENDED TO GIVE USER THE ABILITY TO HAVE REASONABLE JACK/PANEL CLEARANCES, YET MAINTAIN GROUNDING CAPABILITY. THESE VARIABLES CAN BE ADJUSTED IN EITHER DIRECTION BUT MAY CARRY SOME CONSEQUENCES IN THE FORM OF LOWER MATING FORCES OR TIGHTER ASSEMBLY TOLERANCES.
- DESIGNED FOR CATEGORY 5/5e APPLICATIONS.

|                                |                       |
|--------------------------------|-----------------------|
| 50 MICRO-INCHES [1.27um]       | PART NO. SS-73100-011 |
| CONTACT PLATING IN MATING AREA | PART NUMBER           |



THIRD ANGLE PROJECTION



1118 Susquehanna Trail South  
Glen Rock, PA 17327-9199  
(717) 235-7512

<http://www.stewartconnector.com>

DO NOT SCALE DRAWING  
DRAWING IS SUBJECT TO  
CHANGE WITHOUT NOTICE

TITLE: HIGH PERFORMANCE SHIELDED STACK JACK  
8 CONTACTS / 8 POSITIONS, 8 PORTS (4 ON 4)

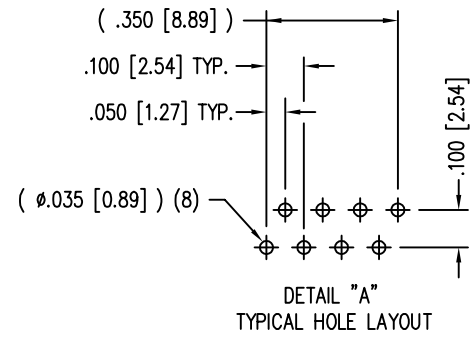
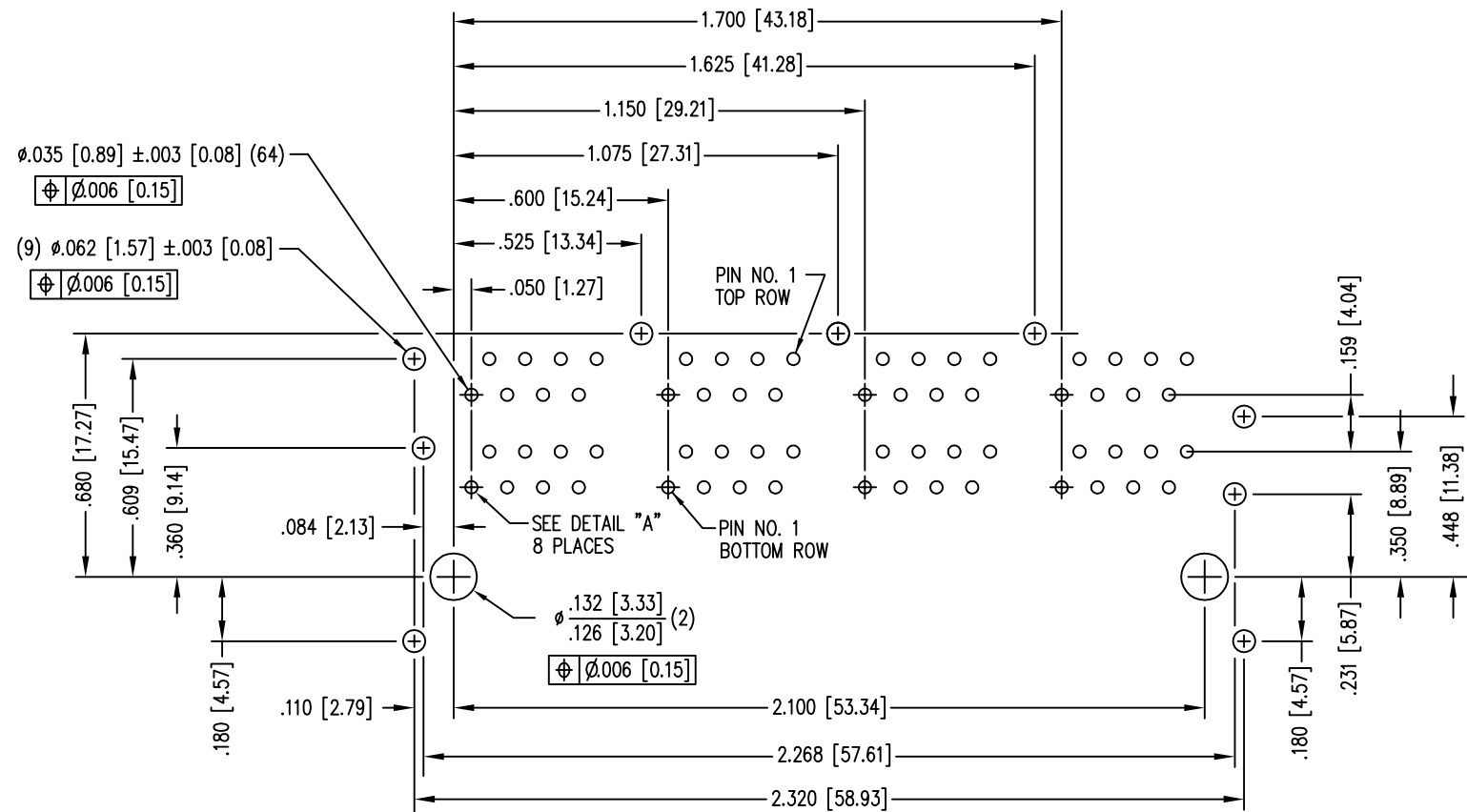
DIMENSIONS: INCHES [METRIC]  
UNLESS OTHERWISE SPECIFIED  
TOLERANCES ARE ±.005 [0.13]  
ANGLES ARE ± 1°

THIS DRAWING AND THE SUBJECT MATTER SHOWN THEREON ARE CONFIDENTIAL AND THE PROPRIETARY PROPERTY OF STEWART CONNECTOR AND SHALL NOT BE REPRODUCED, COPIED, OR USED IN ANY MANNER WITHOUT PRIOR WRITTEN CONSENT OF STEWART CONNECTOR. ONE OR MORE U.S. PATENTS MAY APPLY TO THIS PRODUCT. FOR DETAILS, PLEASE VISIT: [HTTP://BELFUSE.COM/STEWART/STEWART\\_PATENTS/](http://BELFUSE.COM/STEWART/STEWART_PATENTS/)

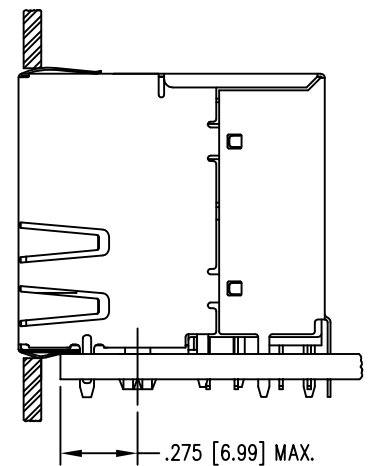
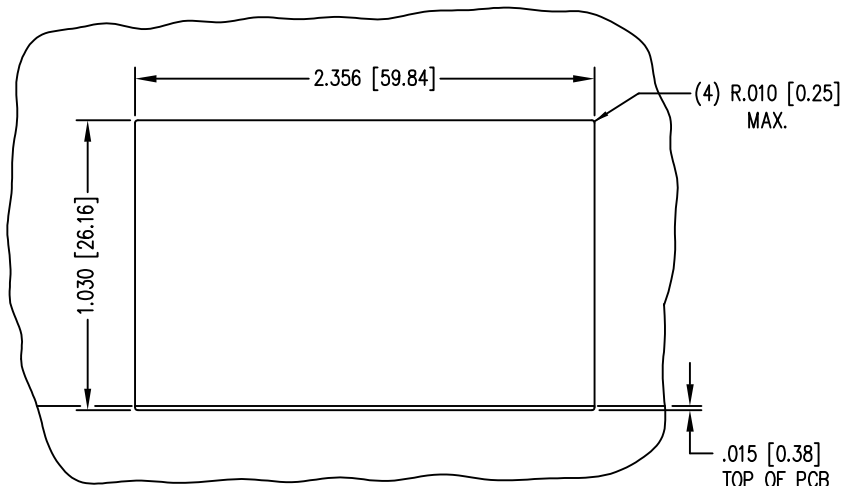
|          |          |      |          |
|----------|----------|------|----------|
| DRN BY:  | SAR      | DATE | 09-27-02 |
| APPD BY: | RGC      | DATE | 09-27-02 |
| DWG NO.  | CT730084 | REV. | B5       |

SHEET NO. 1 OF 2





P.C.B. RECOMMENDED HOLE LAYOUT  
SEEN FROM COMPONENT SIDE  
ALL CENTERLINE DIMENSIONS ARE BASIC.



|   |   |
|---|---|
| THIRD ANGLE PROJECTION<br>  | <br>1118 Susquehanna Trail South<br>Glen Rock, PA 17327-9199<br>(717) 235-7512<br><a href="http://www.stewartconnector.com">http://www.stewartconnector.com</a> |
| DO NOT SCALE DRAWING<br>DRAWING IS SUBJECT TO<br>CHANGE WITHOUT NOTICE                                      | TITLE: HIGH PERFORMANCE SHIELDED STACK JACK<br>8 CONTACTS / 8 POSITIONS, 8 PORTS (4 ON 4)   |
| DIMENSIONS: INCHES [METRIC]<br>UNLESS OTHERWISE SPECIFIED<br>TOLERANCES ARE ±.005 [0.13]<br>ANGLES ARE ± 1° | DRN BY: SAR DATE 09-27-02<br>APPD BY: RGC DATE 09-27-02   |
| SHEET NO. 2 OF 2  | DWG NO. CT730084 REV. B5  |