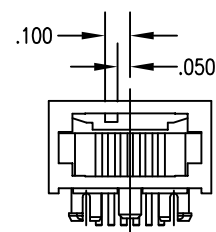
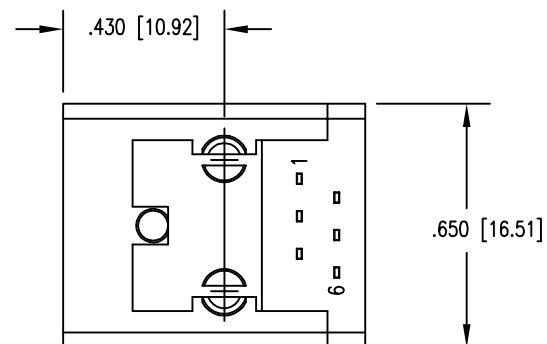
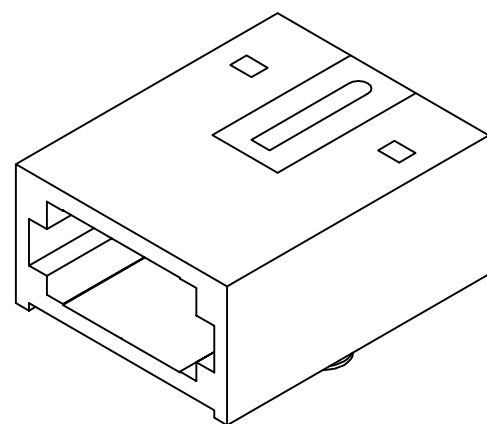
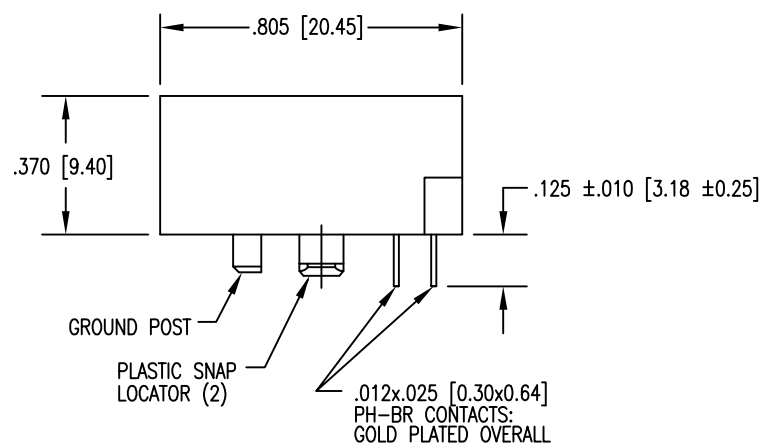
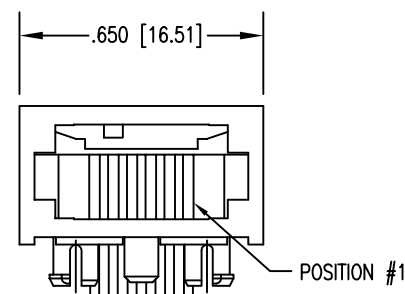


DATE	REV	ECN	APP'D. BY
9/28/15	A8	10429	SMN
3-28-16	A9	10634	TRM

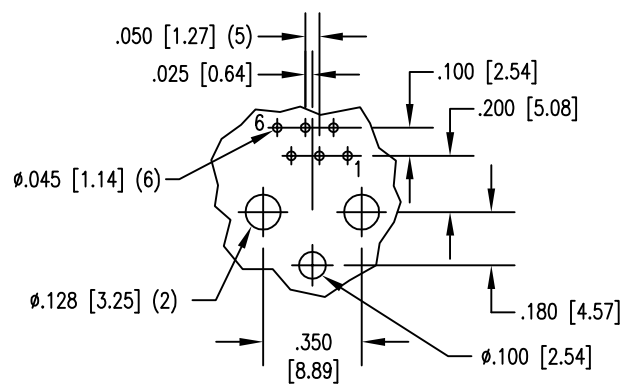


DIMENSIONS FOR KEY-1

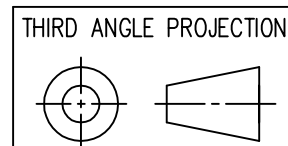
NOTES:

- CONNECTOR MATERIALS:
 HOUSING: THERMOPLASTIC UL94 V-0
 SHIELD: DIE CAST ALLOY
 CONTACTS: COPPER ALLOY
 SHIELD PLATING: TIN
 CONTACT PLATING: SELECTIVE GOLD IN CONTACT AREA
 SEE CHART FOR PART NUMBER
- FOR PRODUCT SPECIFICATIONS SEE PRO26-01.
- TOLERANCES ARE ±.006 [0.15] UNLESS OTHERWISE NOTED .

	SS-61600-005
	ROI PART NUMBER
30 MICRO-INCHES [0.76um]	SS-610606-NF-P-1
CONTACT PLATING IN MATING AREA	LONG PART NUMBER



PC BOARD TOP VIEW



DO NOT SCALE DRAWING
DRAWING IS SUBJECT TO
CHANGE WITHOUT NOTICE

DIMENSIONS: INCHES [METRIC]
UNLESS OTHERWISE SPECIFIED
TOLERANCES ARE ±.005 [0.13]
ANGLES ARE ± 1°

SHEET NO. 1 OF 1

1118 Susquehanna Trail South
Glen Rock, PA 17327-9199
(717) 235-7512
<http://www.stewartconnector.com>

TITLE: 6X6 COMPU-SHIELD JACK FINAL ASSY,
NON-FLANGED

DRN BY: B.K.	DATE 12-15-94
APPD BY: J.W.	DATE 2-14-95
DWG NO. CT610014	REV. A9