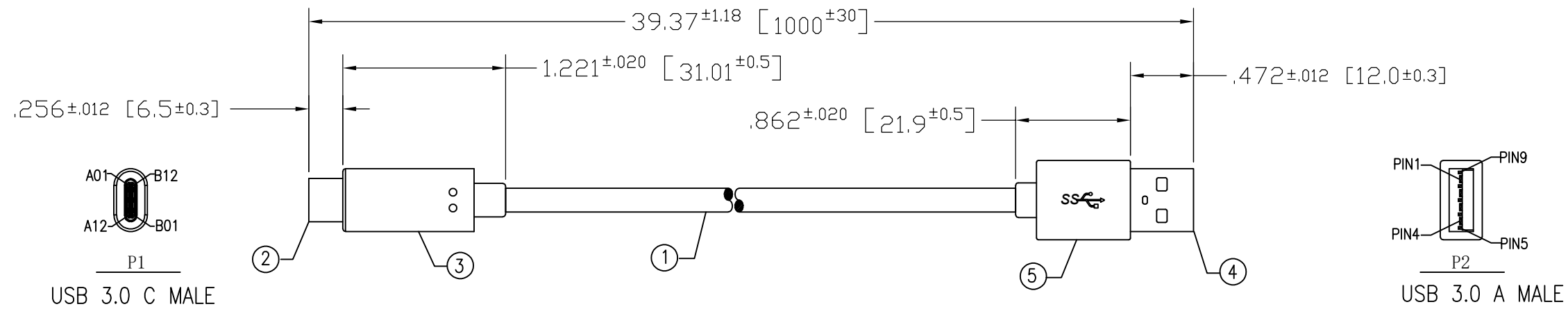


DATE	REV	ECN	APP'D. BY
06/12/19	A0	Released	AB
07/23/19	A1	11419	GL
08/06/19	A2	11432	AB



P/N Key:

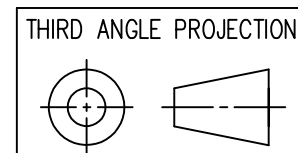

SC-3CAKxxxM
 Length
 010 = 1 Meter

Notes:

- Cable:
 -UL2725 CABLE, 32AWG*1PAIR
 -(32AWG*2PAIR+D+AML)*2PCS
 -26AWG*2C+COPPER BRAID(70%),
 -OD 4.5mm,
 -JACKET COLOR: BLACK,
- Connector P1:
 USB C MALE 3.0, GOLD FLASH ON CONTACTS, WITH PCB, BLACK INSULATOR, RESISTANCE 56K ohm & CAPACITOR 10nF
- Molded Boot: PVC color Black
- Connector P2:
 USB A MALE 3.0, GOLD FLASH ON CONTACTS, BLUE INSULATOR, SHORT A PIECE TYPE
- Molded Boot: PVC Color Black
- Electrical Test:
 6.1. 100%Test(Open ,Short ,Wire Map)
- Packaging: Each cable assembly to be individually bagged

PIN ASSIGNMENT			
P1		P2	
A4+B4+A9+B9	1	RED	
A7	2	WHITE	
A6	3	GREEN	
A1+B1+A12+B12	4	BLACK	
A3	5	BLUE	
A2	6	YELLOW	
A1+B1+A12+B12	7	SHIELD	
B10	7	SHIELD	
B11	8	PURPLE	
SHIELD	9	ORANGE	
	SHIELD		

ASSEMBLY FORMAT REV. 6/3/05



11118 Susquehanna Trail South
 Glen Rock, PA 17327-9199
 (717) 235-7512
<http://www.stewartconnector.com>

DO NOT SCALE DRAWING
 DRAWING IS SUBJECT TO CHANGE WITHOUT NOTICE
 DIMENSIONS: INCHES [METRIC]
 UNLESS OTHERWISE SPECIFIED TOLERANCES ARE ±.005 [0.13] ANGLES ARE ± 1°
 SHEET NO. 1 OF 1

TITLE: Cable Assembly, USB 3.0, Type C/M – Type A/M, Black			
DRN BY:	GWL	DATE	05/30/19
APPD BY:	AB	DATE	06/12/19
DWG NO.	CT999197	REV.	A2