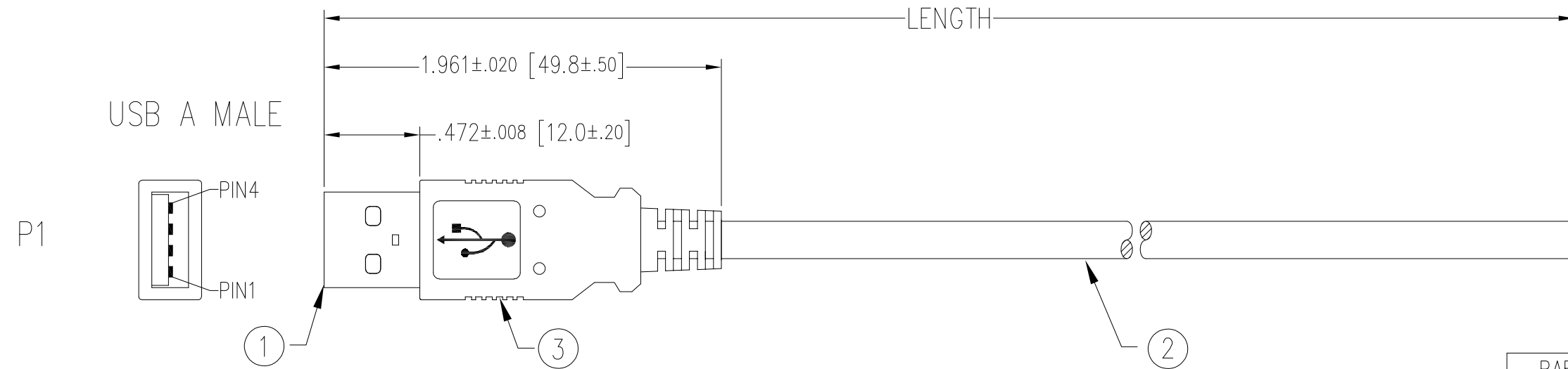


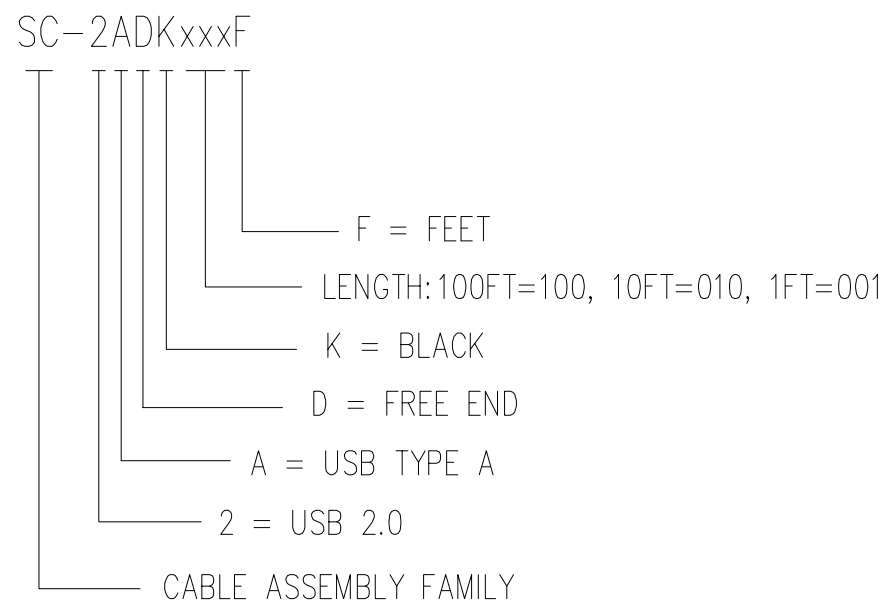
DATE	REV	ECN	APP'D. BY
10-25-19	A0	-	ADB
11-1-19	A1	11467	ADB
12-4-19	A2	11483	ADB



**NOTES:**

- 1) EACH CABLE ASSEMBLY TO BE INDIVIDUALLY BAGGED.
- 2) CABLE CONSTRUCTION USB 2.0 UL STYLE 1
  - 28 AWG 1 TWISTED PAIR
  - 24 AWG X 2C
  - 4.5MM OD
  - BLACK JACKET
- 3) CONNECTOR P1:USB A MALE 2.0 WHITE INSULATOR, GOLD FLASH ON CONTACTS
- 4) HOOD P1: MOLDED BLACK PVC STRAIN RELIEF
- 5) ALL CABLES TESTED FOR CONTINUITY & SHORTS

**P/N STRUCTURE:**



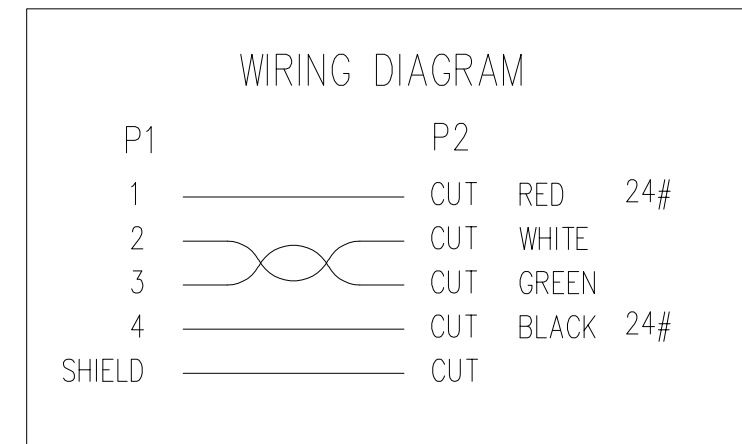
**O/A Length Tolerance:**

Metric	
0 ~ 200mm	±10mm
201 ~ 1000mm	±20mm
1001 ~ 1500mm	±25mm
1501 ~ 2100mm	±30mm
>2100mm	±40mm

Imperial	
0 ~ 1ft	±0.5in
2ft ~ 3ft	±0.75in
4ft ~ 7ft	±1.0in
> 7ft	±1.5in

PART NUMBERS REFERENCE TABLE	
LENGTH	PART NUMBER
3 FT	SC-2ADK003F
6 FT	SC-2ADK006F
10 FT	SC-2ADK010F
16 FT	SC-2ADK016F



**CABLE MARKING:**

HI-SPEED USB Revision 2.0 SHIELDED 28AWG/1PR+24AWG/2C  
 E300060 AWM 2725 80°C 30V VW-1 CSA  
 204790 AWM I/II A/B 80°C 30V FT1 MSL



THIRD ANGLE PROJECTION	 11118 Susquehanna Trail South Glen Rock, PA 17327-9199 (717) 235-7512 <a href="http://www.stewartconnector.com">http://www.stewartconnector.com</a>
DO NOT SCALE DRAWING DRAWING IS SUBJECT TO CHANGE WITHOUT NOTICE	
DIMENSIONS: INCHES [METRIC]	TITLE: USB 2.0 TYPE-A TO FREE END
UNLESS OTHERWISE SPECIFIED TOLERANCES ARE ±.008 [0.20] ANGLES ARE ± 1°	DRN BY: JMM DATE 10-21-19
SHEET NO. 1 OF 1	APPD BY: ADB DATE 10-25-19
	DWG NO. CT999209 REV. A2