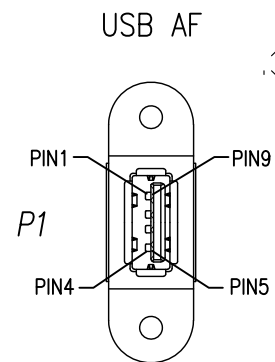
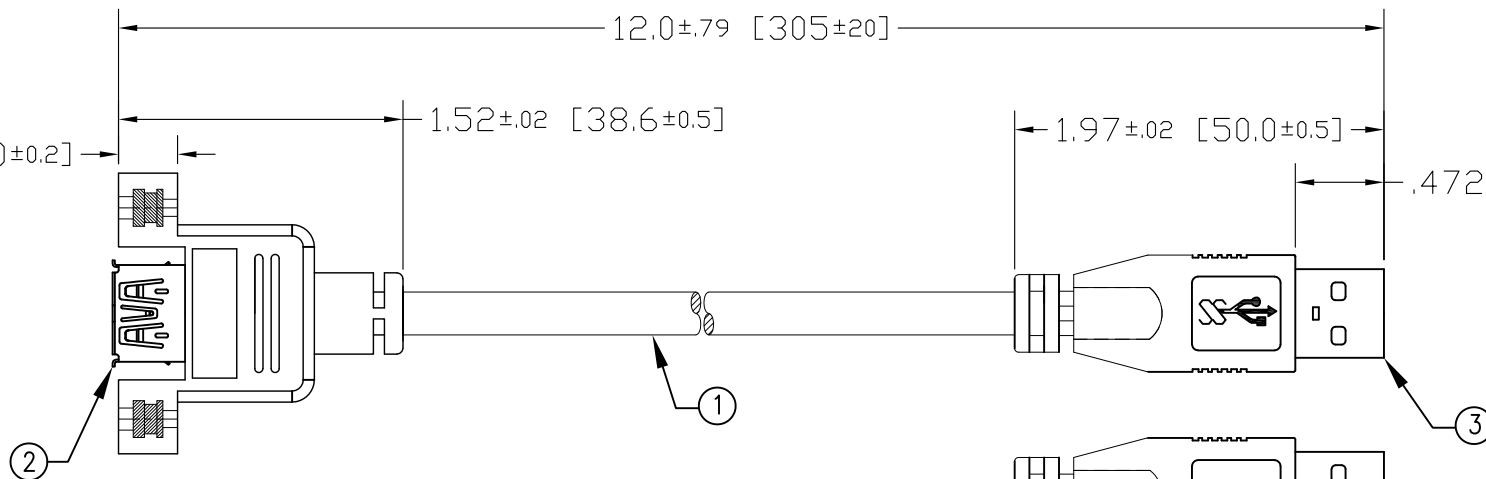


PART NUMBER  
SC-3APK001F

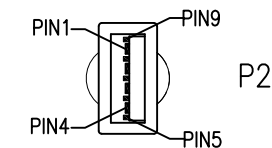
DATE	REV	ECN	APP'D. BY
07/19/21	A0	Released	BTS
07/28/21	A1	11786	GWL



.315±.008 [8.00±0.2]

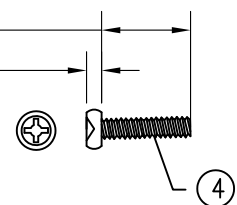


USB A M



SCREW 5.2\*14mm(2pcs) INSIDE SELF-SEALED BAG

.47±.01 [12.0±0.3]  
.08±.008 [2.0±0.2]



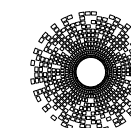
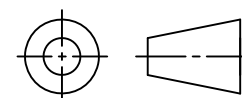
Notes:

- Cable:  
USB 3.0 CABLE, 28AWG\*1PAIR+(28AWG\*1PAIR+D+F-AL)\*2PCS+24AWG\*2C+AMA BRAID, OD 5.8mm JACKET BLACK.
- Connector P1:  
USB A FEMALE 3.0, GOLD FLASH ON CONTACTS, BLUE INSULATION HOUSING: MOLDED PVC COLOR BLACK
- Connector P2:  
USB A MALE 3.0, GOLD FLASH ON CONTACTS, BLUE INSULATOR, SHORT TYPE HOUSING: A OVER-MOLDED PVC COLOR: BLACK
- SCREW: 5.2\*14MM, 4-40#
- Electrical Test:  
5.1. 100%Test(Open, short, Wire Map)
- Packaging: Each cable assembly to be individually bagged

NOTE: All relevant materials are complied with RoHS directive .

P1		P2	
1	—	1	RED
2	—	2	WHITE
3	—	3	GREEN
4	—	4	BLACK
5	—	5	BLUE
6	—	6	YELLOW
7	—	7	SHIELD
8	—	8	PURPLE
9	—	9	ORANGE
7	—	7	SHIELD
SHIELD	—	SHIELD	

THIRD ANGLE PROJECTION



**stewart**  
CONNECTOR  
a bel group

11118 Susquehanna Trail South  
Glen Rock, PA 17327-9199  
(717) 235-7512

<http://www.stewartconnector.com>

DO NOT SCALE DRAWING  
DRAWING IS SUBJECT TO  
CHANGE WITHOUT NOTICE

TITLE:  
**CABLE ASSEMBLY,  
USB3.0 AM/AF PANEL MOUNT 1FT**

DIMENSIONS: INCHES [METRIC]

UNLESS OTHERWISE SPECIFIED  
TOLERANCES ARE ±.005 [0.13]  
ANGLES ARE ± 1°

SHEET NO. 1 OF 1

THIS DRAWING AND THE SUBJECT MATTER SHOWN THEREON ARE CONFIDENTIAL AND THE PROPRIETARY PROPERTY OF STEWART CONNECTOR AND SHALL NOT BE REPRODUCED, COPIED, OR USED IN ANY MANNER WITHOUT PRIOR WRITTEN CONSENT OF STEWART CONNECTOR.

DRN BY: GWL DATE 07/14/21

APPD BY: BTS DATE 7/19/21

DWG NO. CT999261 REV. A0

ASSEMBLY FORMAT REV. 6/3/05

