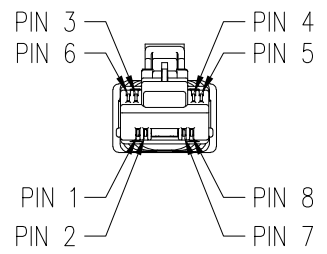
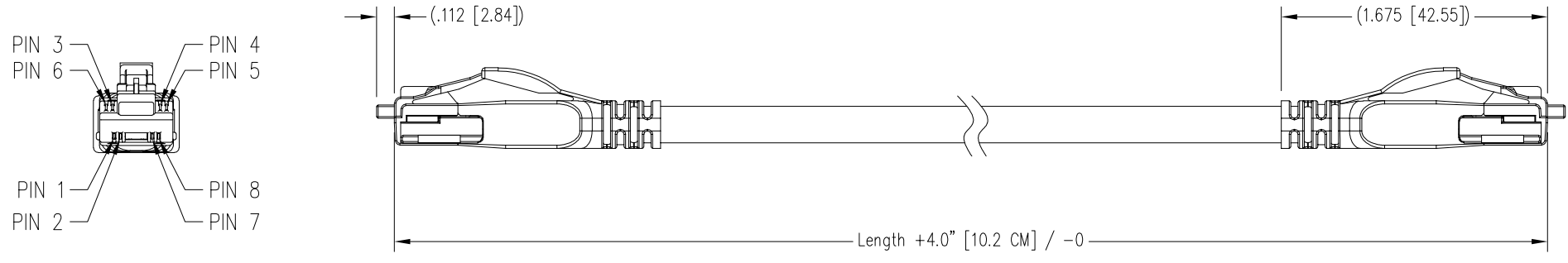
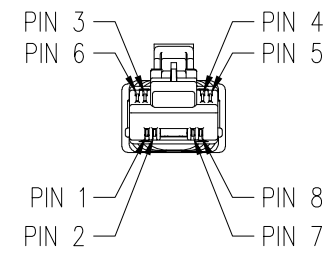


DATE	REV	ECN	APP'D. BY
05/11/20	A0	-	JE



P1: ARJ45 CAT 8.2



P2: ARJ45 CAT 8.2

P/N Structure

CA82-xxxU-yy

01 = FRNC/LSZH Jacket (ø5.8mm), Grey, with Black Strain Relief Boot

Length Units (See Part Number Reference Table)

F = Feet
M = Meters

Length (See Part Number Reference Table)

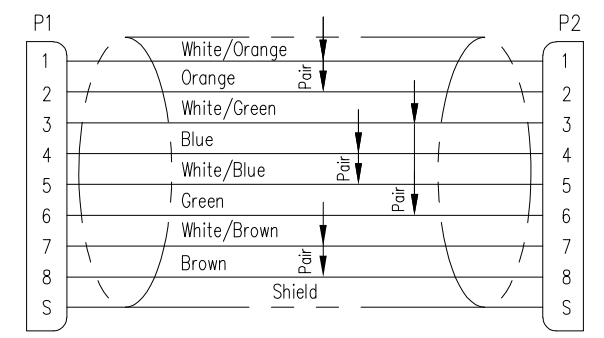
1 Foot Increments
0.1 Meter Increments

82 = ARJ45 CAT 8.2 TO CAT 8.2

Cable Assembly Family

Notes:

- 1) Each cable assembly to be individually bagged.
- 2) Connector Construction:
 - Plug Housing, Clear PC UL 94 V-0
 - Boot, PC UL 94 V-0, Color: See Part Number
 - Internal Shield, Zinc Diecast, Tin Plating
 - Contacts, Copper Alloy
Selective 50µ" Gold plating, Nickel Underplate
- 3) Cable Construction:
 - 4 Pair Flexible, S/FTP, CAT 8.2, Euroclass Dca
 - Stranded bare copper, AWG26
 - PE Insulation, Aluminum PETP foil
 - Jacket Material: See Part Number
- 4) 100% Transmission Tested for CAT 8.2 Patch Cord Performance



Wiring Map

Part Number Reference Table	
LENGTH	Part Number
7 FT	CA82-007F-01
5 FT	CA82-005F-01
3 FT	CA82-003F-01
2 M	CA82-020M-01
1.5 M	CA82-015M-01
1 M	CA82-010M-01



THIRD ANGLE PROJECTION 	 a bel group	1118 Susquehanna Trail South Glen Rock, PA 17327-9199 (717) 235-7512 http://www.stewartconnector.com
DO NOT SCALE DRAWING DRAWING IS SUBJECT TO CHANGE WITHOUT NOTICE	TITLE: ARJ45 CAT 8.2 TO CAT 8.2 PATCH CORD ASSEMBLY	
DIMENSIONS: INCHES [METRIC]	THIS DRAWING AND THE SUBJECT MATTER SHOWN THEREON ARE CONFIDENTIAL AND THE PROPRIETARY PROPERTY OF STEWART CONNECTOR AND SHALL NOT BE REPRODUCED, COPIED, OR USED IN ANY MANNER WITHOUT PRIOR WRITTEN CONSENT OF STEWART CONNECTOR. ONE OR MORE U.S. PATENTS MAY APPLY TO THIS PRODUCT. FOR DETAILS, PLEASE VISIT: HTTP://BELFUSE.COM/STEWART/STEWART_PATENTS/	DRN BY: ADB DATE: 05/08/20
UNLESS OTHERWISE SPECIFIED TOLERANCES ARE ±.005 [0.13] ANGLES ARE ± 1°	SHEET NO. 1 OF 1	APPD BY: JE DATE: 05/11/20
		DWG NO. CTC82-001 REV. A0