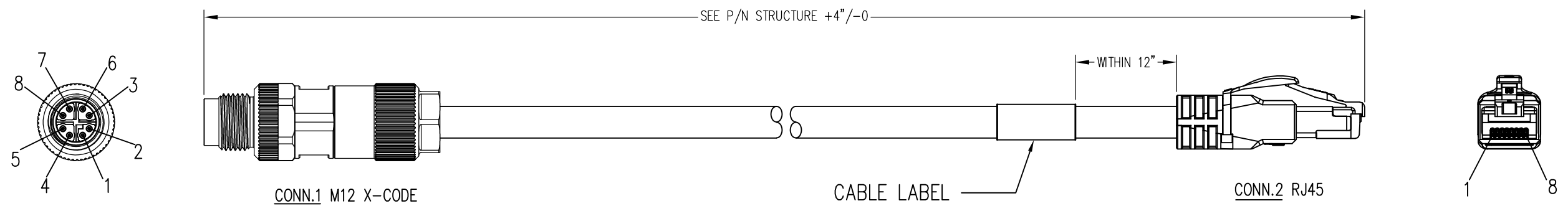


DATE	REV	ECN	APP'D. BY
10/15/19	A0	RELEASED	ADB
-	-	-	-



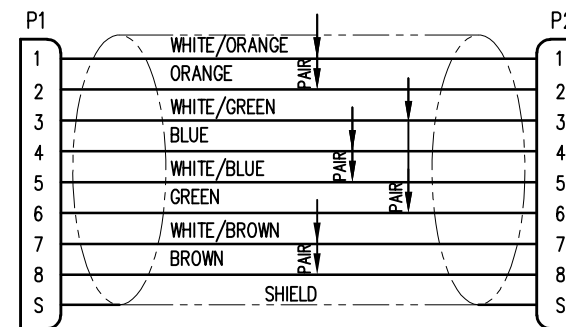
NOTES:

- M12 CONNECTOR COMPONENTS:**
HOUSING: THERMOPLASTIC UL94 V-0
CONTACTS: COPPER ALLOY
SHELL: COPPER ALLOYS AND ZINC ALLOY
SEALING: NBR
CONTACT PLATING: UNDERPLATE: 50u"~70u" NICKEL
CONTACT AREA: 10u" GOLD

RJ45 CONNECTOR COMPONENTS:
HOUSING: CLEAR POLYCARBONATE
CONTACTS: COPPER ALLOY
STRAIN RELIEF OVERMOLD: PVC
SHIELD: NICKEL PLATED BRASS
CONTACT PLATING: UNDERPLATE: 100u" NICKEL
PLATING: 2u" GOLD FLASH
CONTACT AREA: 50u" GOLD

CABLE CONSTRUCTION:
STRANDED, TIN PLATED COPPER
4PR, SF/UTP, TYPE CMX
TPE JACKET
- ELECTRICAL TESTING:**
100% TRANSMISSION TESTED FOR PERFORMANCE
- PACKAGING:**
ONE CABLE PER BAG

PIN ASSIGNMENT

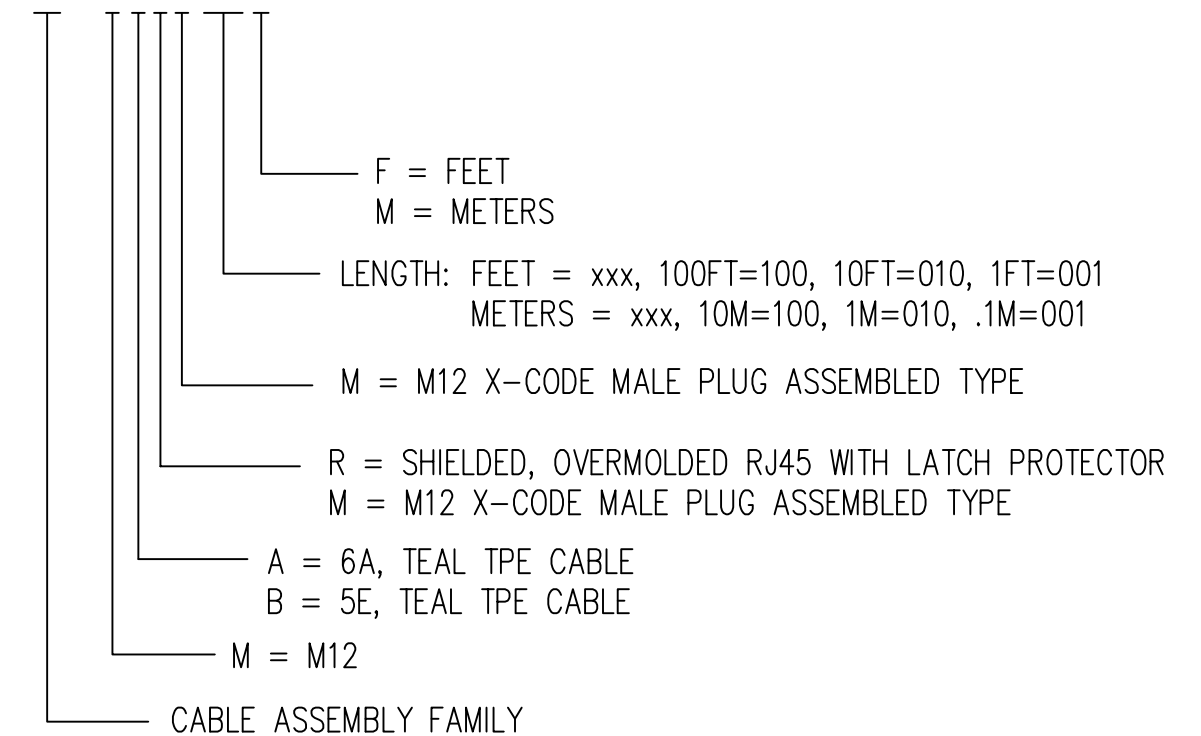


568B STANDARD WIRING MAP

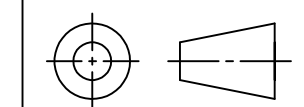
Part Numbers Reference Table	
LENGTH	Part Number
3 FT	BM-MYRM003F
7 FT	BM-MYRM007F
15 FT	BM-MYRM015F
30 FT	BM-MYRM030F

P/N STRUCTURE:

BM-MYRMxxxF



THIRD ANGLE PROJECTION




206 Van Vorst Street
Jersey City, NJ 07302
+1 201 432 0463
<http://www.belfuse.com>

DO NOT SCALE DRAWING
DRAWING IS SUBJECT TO CHANGE WITHOUT NOTICE
DIMENSIONS: INCHES [METRIC]
UNLESS OTHERWISE SPECIFIED
TOLERANCES ARE ±.005 [0.13]
ANGLES ARE ± 1°

SHEET NO. 1 OF 1

TITLE: M12 X-CODE MALE TO RJ45 MALE	
DRN BY: JMM	DATE 09/18/19
APPD BY: ADB	DATE 10/15/19
DWG NO. CT999201	REV. A0



ASSEMBLY FORMAT REV. 6/3/05