



Coax Arrestor



Wide Variation



Wide Range



Gas Discharge Tube

Short-Circuit Stub

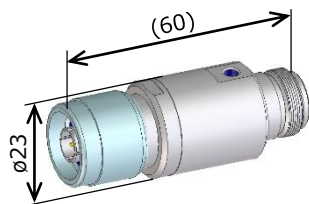
## Features

- 1 Prevents damage to coaxial antenna power line caused by lightning surge
- 2 Wide range of variations
  - Technology types : Quarter Wave short-circuit stub, Gas Discharge Tube (GDT)
  - Interface : N and BNC
- 3 Covers wide frequency range : Up to 12.5GHz (GDT type)
- 4 IEC·JIS compliant

## Dimensions

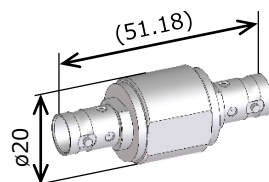
### GDT Technology

(CP-N-PJG-3)  
N Plug – N Plug

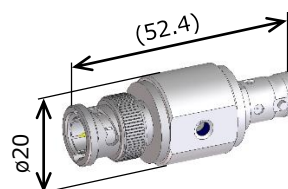


### GDT Technology

(CP-BNC75-JJG-3)  
BNC75 Jack – BNC75 Jack

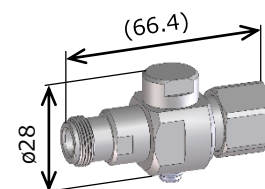


(CP-BNC75-PJG-3)  
BNC75 Plug – BNC75 Jack

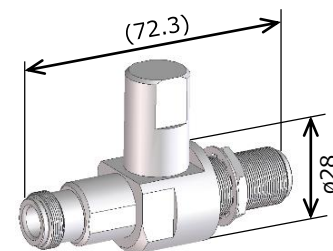


### Quarter Wave Short-circuit Stub Technology

(CP-N-PJS-1)  
N Plug – N Jack



(CP-N-JJS-1)  
N Jack – N Jack



## Specifications

Series	CP-N-PJG-3	CP-BNC75-JJG-3 CP-BNC75-PJG-3	CP-N-JJS-1	CP-N-PJS-1
Lightning Surge Arrester Type	GDT	GDT	Quarter Wave Short-Circuit Stub	Quarter Wave Short-Circuit Stub
Connector	N Plug – N Jack	BNC75 Jack – BNC75 Jack BNC75 Plug – BNC75 Jack	N Jack – N Jack	N Plug – N Jack
Characteristic Impedance	50Ω	75Ω	50Ω	50Ω
Frequency Range	0 to 12.5GHz	0 to 3.0GHz	0.8 to 2.2GHz	2.4 to 2.6GHz
Operating Temperature	-40 to +70℃	-40 to +85℃	-40 to +85℃	-60 to +85℃
Storage Temperature	-40 to +70℃	-40 to +85℃	-40 to +85℃	-60 to +85℃
Power	2W	10W	100W	100W
V.S.W.R.	1.3 Max.(0 to 6GHz)	1.3 Max.	1.3 Max.	1.3 Max.
Insertion Loss	0.3dB Max.(0 to 6GHz)	0.3dB Max.	0.2dB Max.	0.3dB Max.
DC Breakdown Voltage (100V/s)	150V to 500V	152V to 228V	-	-
Impulse Voltage(1kV/μs)	700V Max.	700V Max.	-	-
Impulse Breakdown IEC61000-4-5	1.2/50μs, 8/20μs·2kA (5 times)*	-	1.2/50μs, 8/20μs·2kA (5 times)*	1.2/50μs, 8/20μs·4kA (5 times)*
Impulse Durability JIS C 5381-21	-	Cate. C2 8/20μs·5kA (5 times)* Cate. D1 10/350μs·1kA (1 times)*	Cate. C2 8/20μs·50kA (5 times)* Cate. D1 10/350μs·35kA (1 times)*	Cate. C2 8/20μs·20kA (5 times)* Cate. D1 10/350μs·2.5kA (1 times)*

\*Positive current/Negative current in each directions

- RoHS Compliant