


3200 SERIES SMT CONNECTORS FOR MICROMINIATURE INTERFACES

General

The 3200 Series connectors are to be used for EMI-proof microminiature interfaces compatible with SMT. Contact pitch of 0.8mm and a packaging height of 2.9

mm are designed to meet demands for smaller and thinner electronic equipment.



Features

1. Receptacle connector height : 2.9mm above the packaging surface of printed circuit boards (PCBs).
2. Minimum contact pitch : 0.8mm, minimizing mounting area.
3. Easy to mount on PCBs due to one-row SMT system.
4. Receptacle connectors are also available in embossed packaging.
5. Plugs are ESD protected by a metal shell.
6. Fitted with latch-locks on both sides for easy mating. This lock system requires minimum space.
7. Reinforcing fixtures are available in 0.5, 1, and 1.5mm lengths depending on PCB thickness.
8. Plug connectors can be terminated by soldering so that they are compatible with various types of wires.
9. 8 and 10-contact models available.

Application

Portable personal computers, electronic notebooks, various OA equipment, and portable mobile communication equipment.

The product information in this catalog is for reference only. Please request the Engineering Drawing for the most current and accurate design information.
All non-RoHS products have been discontinued, or will be discontinued soon. Please check the products status on the Hirose website RoHS search at www.hirose-connectors.com, or contact your Hirose sales representative.

Main Specifications

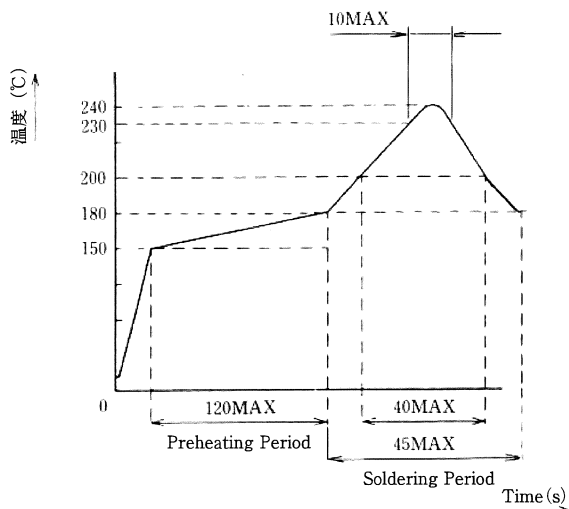
Main specifications	
Rated current	500 mA
Rated voltage	AC 125V
Insulation voltage	250 MΩ or moer at DC 100V
Withstanding voltage	At AC 300V r.m.s 1minute

Material/Finish

Main materials used			
Receptacle connector	Insulation	Synthetic resin	Black※
	Contact	Copper alloy	Selective gold-plated
	Shell	Stainless steel	Selective gold-plated
Plug connector	Insulation	Synthetic resin	Black※
	Contact	Copper alloy	Selective gold-plated
	Shell	Copper alloy	Nickel-plated
	Cover	Synthetic resin	Black※

※UL94V-0

Mounting Temperature Profile (Board Surface Temperature)

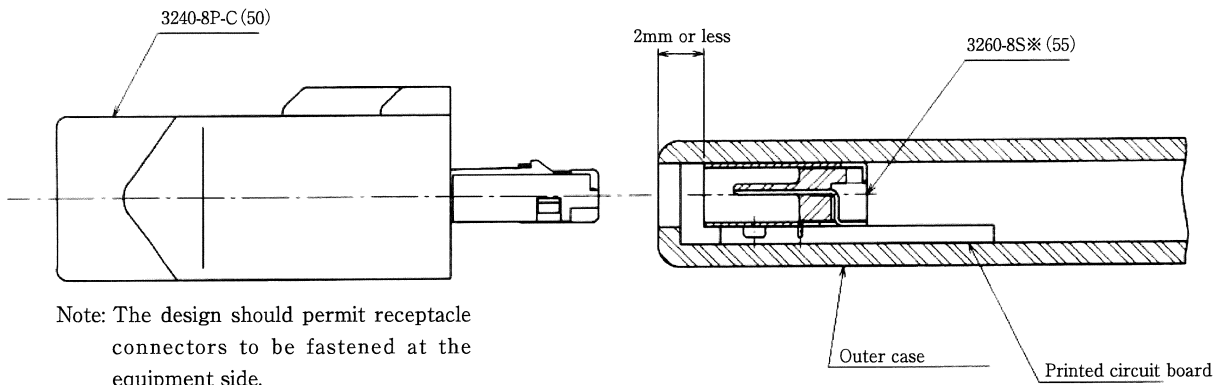


Board
Dimensions: 50 x 50 x 1 (mm)
Material : Glass epoxy

Cream Solder
SN 96.5 / AG 3.0 / Cu 0.5

Note: This mounting temperature profile was performed by Hirose Electric under the aforementioned conditions. The profile can change depending on the mounting machine, board, cream solder, and other factors.

Connector Packaging Reference Drawing



Note: The design should permit receptacle connectors to be fastened at the equipment side.


Applicable Cable

Contacts of the plug side connectors are to be soldered. Due to limited covered inside space, use cables of approx. the following sizes.

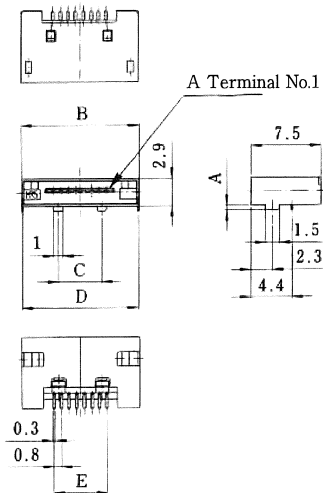
Sheath outside dia: ϕ 5.2mm or less (8 contacts) ϕ 5.4mm or less (10 contacts)
Core: AWG28 or less
Insulation outside dia: ϕ 0.7mm or less

The product information in this catalog is for reference only. Please request the Engineering Drawing for the most current and accurate design information.
All non-RoHS products have been discontinued, or will be discontinued soon. Please check the products status on the Hirose website RoHS search at www.hirose-connectors.com, or contact your Hirose sales representative.

Receptacle Connector



3260-8S1 (55)

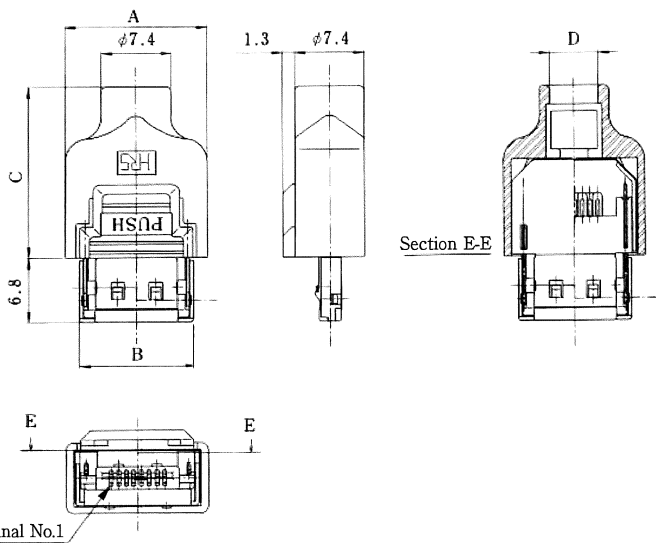



Unit: mm

HRS No.	No. of pin	Parts No.	A	B	C	D	E	RoHS
CL232-0002-7-55	8	3260-8S1 (55)	0.5	12.6	4.6	12.4	5.6	YES
* CL232-0002-7-56	8	3260-8S1 (56)	0.5					
CL232-0009-6-55	8	3260-8S2 (55)	1.0					
* CL232-0009-6-56	8	3260-8S2 (56)	1.0					
CL232-0010-5-55	8	3260-8S3 (55)	1.5					
* CL232-0010-5-56	8	3260-8S3 (56)	1.5	14.2	6.2	14	7.2	
CL232-0047-5-55	10	3260-10S3 (55)	1.5					

* Specification (56) connectors are packaged with embossed (1000 connectors per reel) tape.

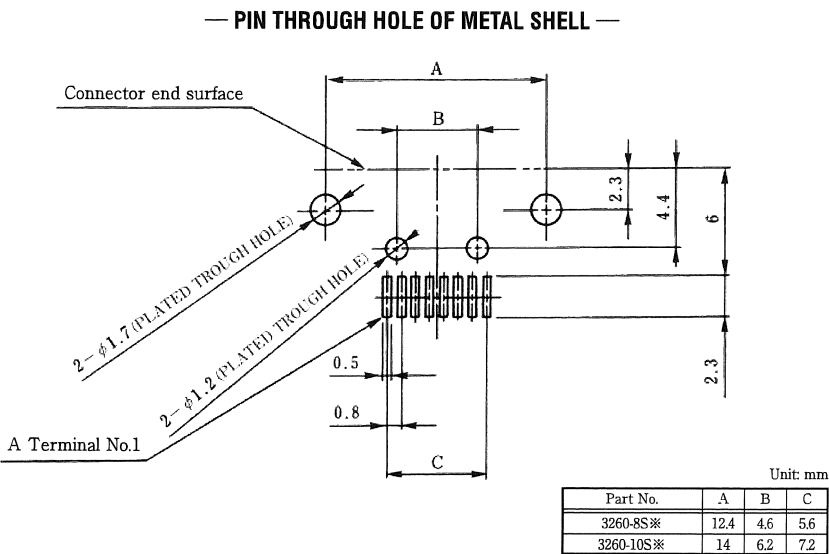
Plug Connector



Unit: mm

HRS No.	No. of pin	Parts No.	A	B	C	D	RoHS
CL232-0001-4-50	8	3240-8P-C (50)	15.1	12.1	18	$\phi 5.2$	YES
CL232-0048-8-50	10	3240-10P-C (50)	16.7	13.7	21	$\phi 5.4$	

PCB Layout



Harness Tools

Connector	Process	Tools	
3240-8P-C (50)	Cable clamps	Hi-Flex Connecting press (CL550-0082-2)	3240-8CV (clamping jig)
3240-10P-C (50)			3240-10CV (clamping jig)

