


HIF3B In-line Type Ribbon Cable Connector



■Features

1. In-line Type

This connector can be used for internal wiring cable to cable within equipment.

2. Compatibility

This connector is compatible with HIF3A series as well as HIF3B series socket.

3. Applicable Cable

The applicable cable is UL2651 AWG#28 flat cable
(7 pcs./6.127mm, jacket diameter: 0.8 to 1.0mm).

■Product Specifications

Rating	Current rating : 1A	Operating Temperature Range : -55 to +85°C (Note 1)	Storage Temperature Range : -10 to +60°C (Note 2)
	Voltage rating : 200V AC	Operating Moisture Range : 40 to 80%	Storage Humidity Range : 40 to 70% (Note 2)

Item	Specification	Condition
1. Insulation Resistance	1000MΩ min.	500V DC
2. Withstanding voltage	No flashover or insulation breakdown.	650V AC/1 minute
3. Contact Resistance	15mΩ max.	0.1A
4. Vibration	No electrical discontinuity of 1μs or more	Frequency : 10 to 55 Hz, single amplitude of 0.75mm, 2 hours in each of the 3 directions.
5. Humidity (Steady state)	Insulation resistance: 1000MΩ min.	96 hours at temperature of 40°C and humidity of 90% to 95%
6. Temperature Cycle	No damage, cracks, or parts looseness.	(-65°C : 30 minutes → 15 to 35°C : 5 minutes max. 125°C : 30 minutes → 15 to 35°C : 5 minutes max.) 5 cycles
7. Durability (Mating/un-mating)	Contact resistance : 15mΩ max.	500 cycles

Note 1 : Includes temperature rise caused by current flow.

Note 2 : The term "storage" refers to products stored for long period of time prior to mounting and use. Operating Temperature Range and Humidity range covers non conducting condition of installed connectors in storage, shipment or during transportation.

Note 3 : Information contained in this catalog represents general requirements for this Series. Contact us for the drawings and specifications for a specific part number shown.

■Material / Finish

Part	Material	Finish	Remarks
Insulator	PBT	Black	UL94V-0
Plug Contact	Beryllium copper	Gold plated over nickel underplated	———

■Product Number Structure

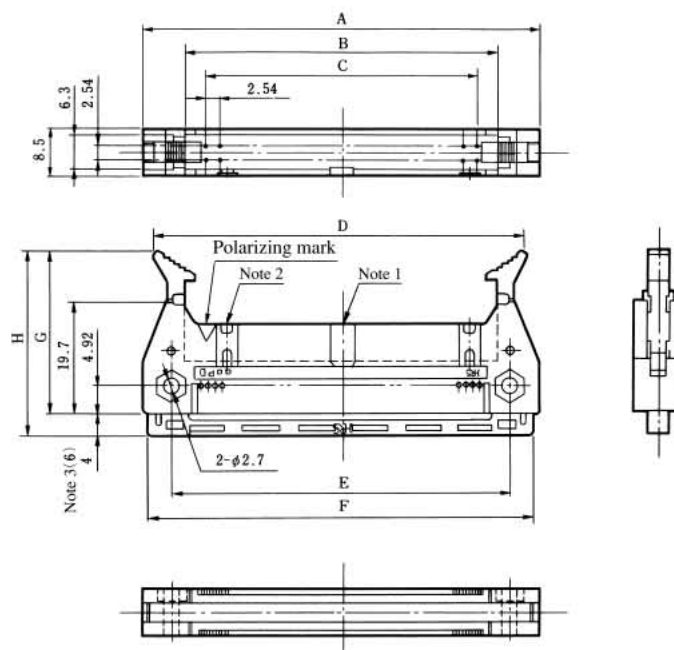

Refer to the chart below when determining the product specifications from the product number.

Please select from the product numbers listed in this catalog when placing orders.

HIF3BA - * P D - 2.54 R - MC
①
②
③
④
⑤
⑥
⑦

① Series Name	: HIF3BB (50, 60, 64 contacts only)	③ P : Plug
	HIF3BD (10 contacts only)	④ D : contact alignment : D : Double
	HIF3BAE (60 contacts only)	⑤ Contact Pitch : 2.54mm
② Number of Contacts : 10, 16, 20, 26, 30, 34, 40, 50, 60 and 64		⑥ Connection type : Ribbon cable
		⑦ MC : Mold clamp

■ Plug



Note 1, Note 2 : The number of polarizing slot and key installed positions changes according to products.

The 10 contact connector only has no position for polarizing key insulation.

Note 3 : The number indicated in parentheses are sizes for 60 and 64 contact connectors.

Unit : mm

Part No.	HRS No.	No. of Contacts	A	B	C	D	E	F	G	H	Polarizing slot	RoHS
HIF3BD -10PD-2.54R-MC(63)	611-0031-7 63	10	31.98	17.48	10.16	28.14 MAX51.1	21.88	30.13	29.2	33.2	One at center	YES
HIF3BA -16PD-2.54R-MC(63)	611-0032-0 63	16	39.60	25.10	17.78	35.74 MAX58.7	29.50	37.75				
HIF3BA -20PD-2.54R-MC(63)	611-0033-2 63	20	44.68	30.18	22.86	40.84 MAX63.8	34.58	42.83				
HIF3BA -26PD-2.54R-MC(63)	611-0034-5 63	26	52.30	37.80	30.48	48.44 MAX71.4	42.20	50.45				
HIF3BA -30PD-2.54R-MC(63)	611-0035-8 63	30	57.38	42.88	35.56	53.54 MAX76.5	47.28	55.53				
HIF3BA -34PD-2.54R-MC(63)	611-0036-0 63	34	62.46	47.96	40.64	58.64 MAX81.6	52.36	60.61				
HIF3BA -40PD-2.54R-MC(63)	611-0037-3 63	40	70.08	55.58	48.26	66.24 MAX89.2	59.98	68.23				
HIF3BA -50PD-2.54R-MC(63)	611-0038-6 63	50	82.78	68.28	60.96	78.94 MAX101.9	72.68	80.93			One on right and left sides, resp.	
HIF3BB -50PD-2.54R-MC(63)	611-0041-0 63	50									One at center	
HIF3BA -60PD-2.54R-MC(63)	611-0039-9 63	60	95.48	80.98	73.66	91.64 MAX114.6	85.38	93.63		35.2	One on right and left sides, resp.	
HIF3BB -60PD-2.54R-MC(63)	611-0042-3 63	60									One at center	
HIF3BA -64PD-2.54R-MC(63)	611-0040-8 63	64	100.56	86.06	78.74	96.74 MAX119.7	90.46	98.71	29.2	35.2	One on right and left sides, resp.	
HIF3BB -64PD-2.54R-MC(63)	611-0045-1 63	64									One at center	

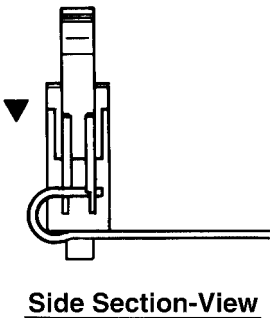
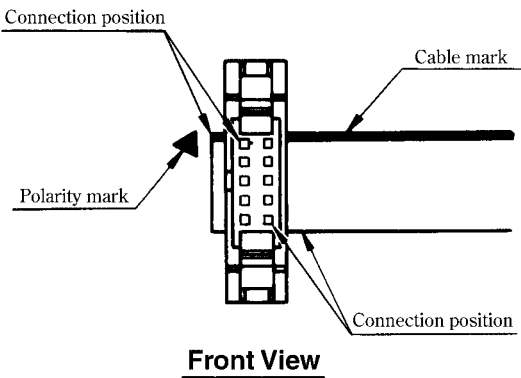
*D size $\frac{\text{locking size}}{\text{unlocking size}}$

◆Connection Procedures

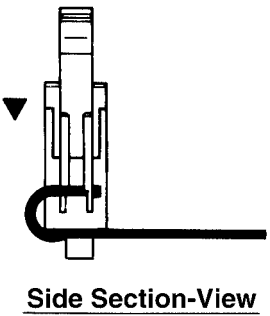
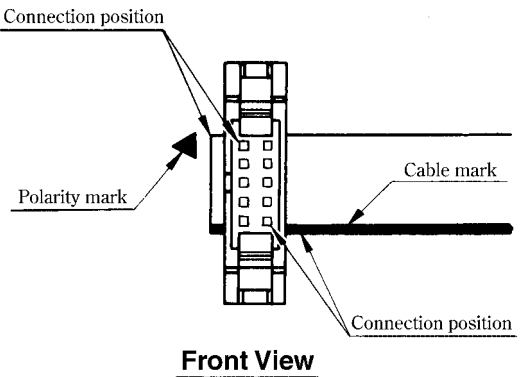
Note1 : Cable length tolerance Less than 500 ⁺¹/₈ (mm)
 More than 500 ⁺³/₈ (mm)

Note2 : When a cable such as a twist cable or a slit (like a roller screen) cable is used, the cable pitch will change according to cable manufacturers. If connection failure has occurred, please contact Hirose sales.

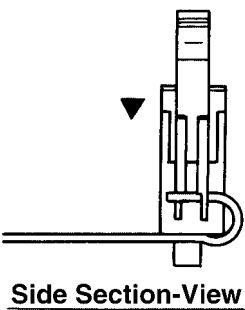
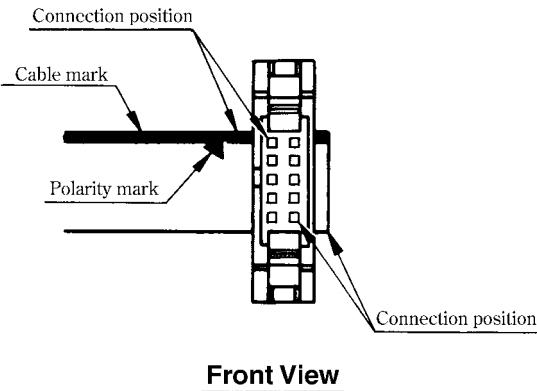
Type AO



Type BO



Type CO



Type DO

