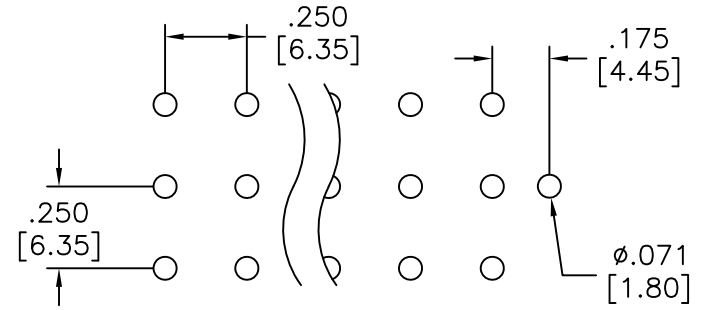
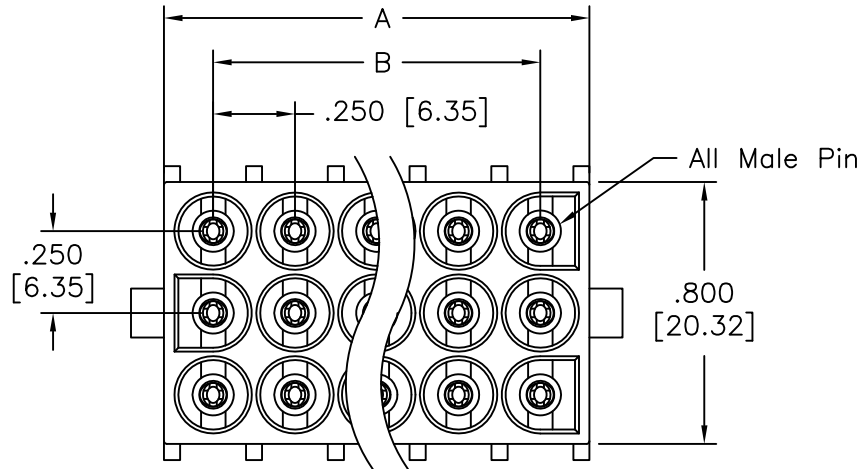
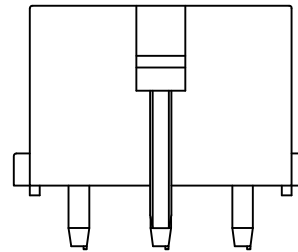
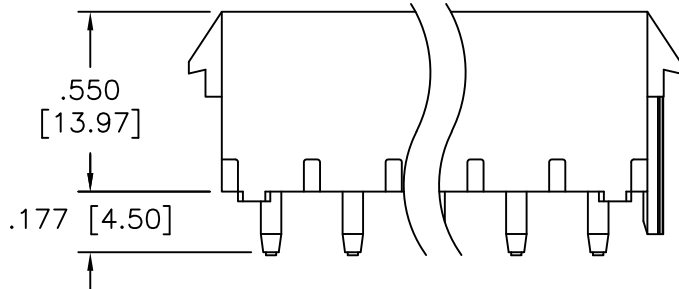


APPROVED: _____
 DATE: _____ TITLE: _____

Rev	AWO #	Description	Date	Appr
-		RELEASED	9/05/08	
A		ADDED SPEC.	4/27/15	HR/VC



Recommended PCB Layout



SPECIFICATIONS:

Material:
 Insulator: Nylon 66, rated UL 94V-0
 Insulator color: White
 Contacts: Phosphor Bronze
 Plating:
 Tin over Nickel underplate overall
 Electrical:
 Operating voltage: 600 VAC max
 Current rating: 13 Amps max.
 Insulation resistance: 1000 Mohms min @ 500 VDC
 Dielectric withstanding voltage: 5000 VAC for 1 minute
 Mechanical:
 Temperature Rating:
 Operating temperature: -55°C to +105°C
 Environmental:
 Lead free, RoHS compliant.



$A = .250 [6.35] \times \text{No. of Positions} + .050 [1.27]$
 $B = .250 [6.35] \times \text{No. of Spaces}$

UNLESS OTHERWISE SPECIFIED ALL DIMENSIONS ARE MM [INCHES] TOLERANCES: EXCEPT AS NOTED	
INCHES	HOLES
.X ± .10	Ø.X ± .10
.XX ± .020	Ø.XX ± .015
.XXX ± .015	Ø.XXX ± .010
APPROVALS	
DRAWN	DY
CHECKED	
APPROVED	
DATE	
9/05/08	

ADAM TECH
 INTERCONNECTS
 909 Rahway Avenue,
 Union, NJ 07083
 Phone: 908-687-5000
 Fax: 908-687-5710

TITLE			
WIRE TO BOARD, FEMALE, 6.35mm PITCH WITH POLARIZING			
SIZE	PART NO.	REV.	
X	DME-XX-S-P-SQ-V0	A	
REF:	S00123T	SCALE:	NTS
		SHEET 1 OF 2	

6

5

4

3

2

1

APPROVED: _____

DATE: _____ TITLE: _____

Rev	AWO #	Description	Date	Appr
-----	-------	-------------	------	------

SEE SHT 1 OF 2 FOR REVISION

D

C

B

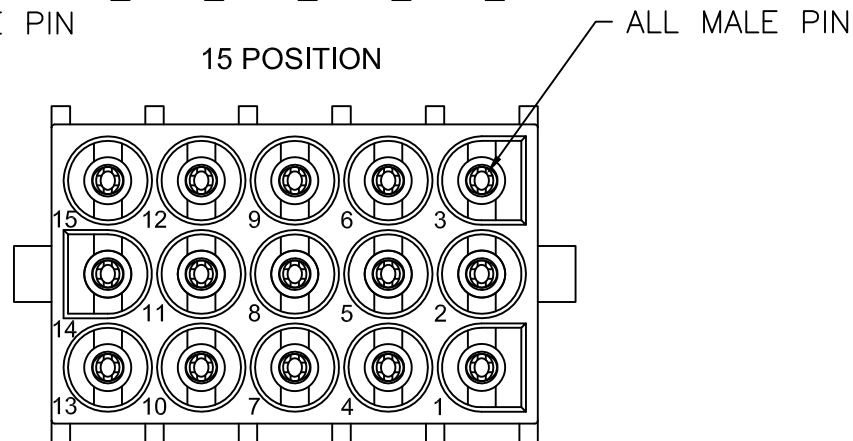
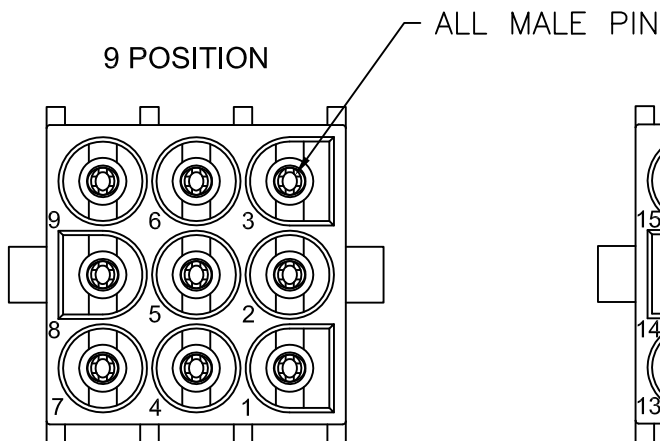
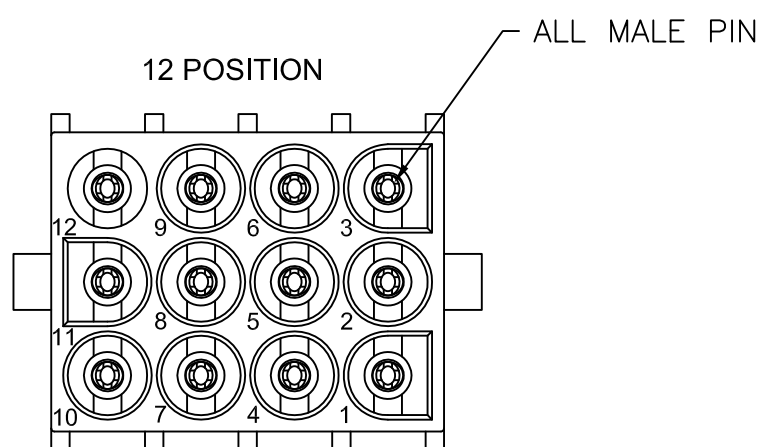
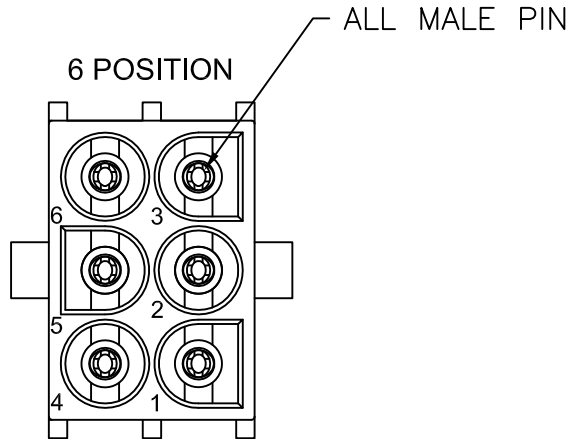
A

D

C

B

A



UNLESS OTHERWISE SPECIFIED
 ALL DIMENSIONS ARE INCHES [MM]
 TOLERANCES: EXCEPT AS NOTED
 INCHES HOLES
 .X ± .10 Ø.X ± .10
 .XX ± .020 Ø.XX ± .015
 .XXX ± .015 Ø.XXX ± .010

ADAM
TECH
INTERCONNECTS

909 Rahway Avenue,
 Union, NJ 07083
 Phone: 908-687-5000
 Fax: 908-687-5710

APPROVALS		DATE
DRAWN	DY	1/14/10
CHECKED		
APPROVED		

TITLE WIRE TO BOARD, FEMALE, 6.35mm PITCH
 WITHOUT POLARIZING

SIZE X	PART NO. DME-XX-S-SQ-V0	REV. B
REF: S000123T	SCALE: NTS	SHEET 2 OF 2

6

5

4

3

2

1