

HiTemp ETX Series Thermoelectric Cooler

The ETX25-12-F1-6262-TA-RT-W6 high temperature, high-performance thermoelectric cooler uses Laird Thermal Systems' enhanced thermoelectric module construction preventing performance degrading diffusion, which is common in standard grade thermoelectric coolers operating in high temperature environments exceeding 80 °C. It has a maximum Qc of 245.1 Watts when $\Delta T = 0$ and a maximum ΔT of 83.2 °C at Qc = 0.

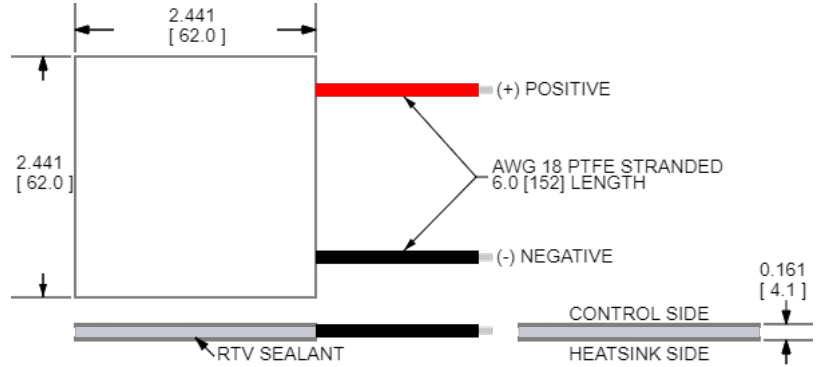


Features

- High-temperature operation
- Reliable solid-state
- No sound or vibration
- Environmentally-friendly
- RoHS-compliant

Applications

- Peltier Cooling for Refrigerated Centrifuges
- Peltier Cooling for Machine Vision
- Thermoelectric Cooling for CMOS Sensors
- Cooling Solutions for Autonomous Systems
- Peltier Cooling for Digital Light Processors
- Heating and Cooling for Liquid Chromatography Systems
- Thermoelectric Cooling for Security Cameras



CERAMIC MATERIAL: Al₂O₃

SOLDER CONSTRUCTION: 232°C, SbSn

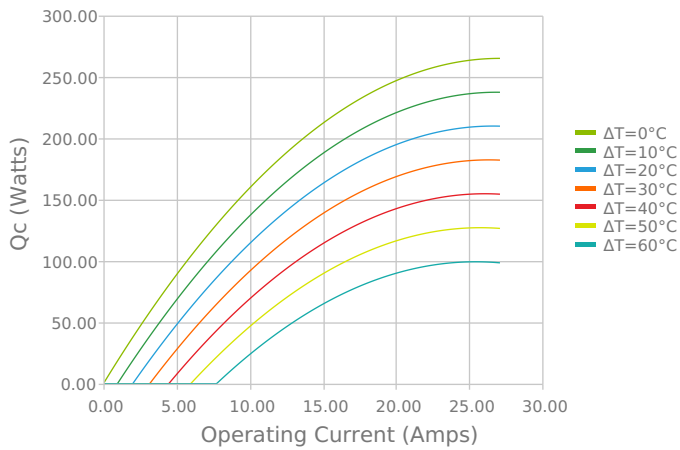
INCHES [MM]

Note: Allow 0.020 in [0.5 mm] around perimeter of the thermoelectric cooler and lead wire attachment to accommodate sealant

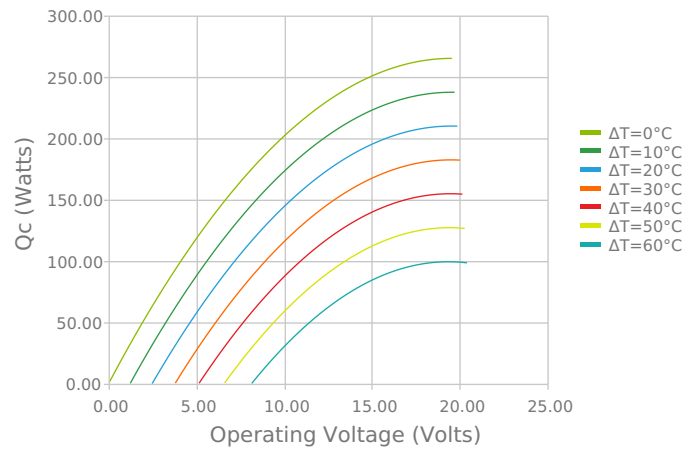
ELECTRICAL AND THERMAL PERFORMANCE

For maximum performance, be sure to orient the CONTROL side of the TEC against the application to be managed and the HEATSINK side against the heat sink or other heat rejection method. The CONTROL side is always opposite the side with lead attachments. Lead attachment is a passive heat loss and less impactful if located on the side that attaches to the heat exchanger.

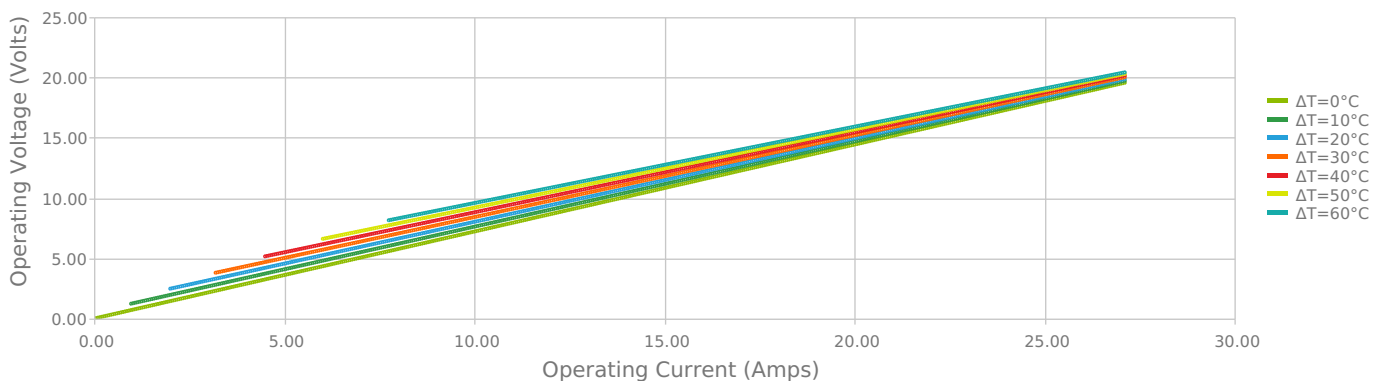
Heat Pumped at Cold Side
 Thot = 85 °C



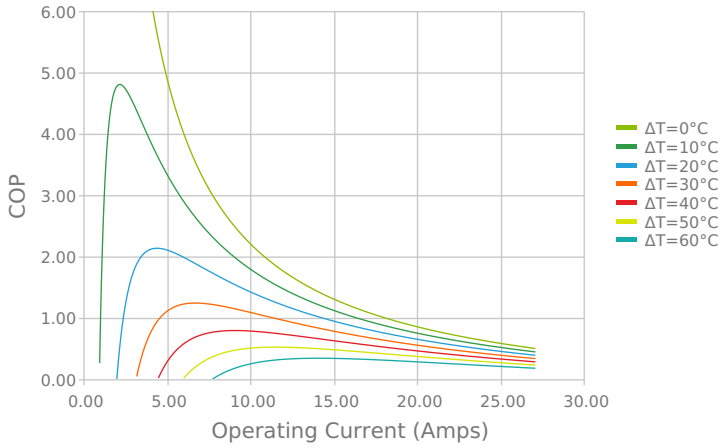
Heat Pumped at Cold Side
 Thot = 85 °C



Current vs Voltage (I vs V)
 Thot = 85 °C



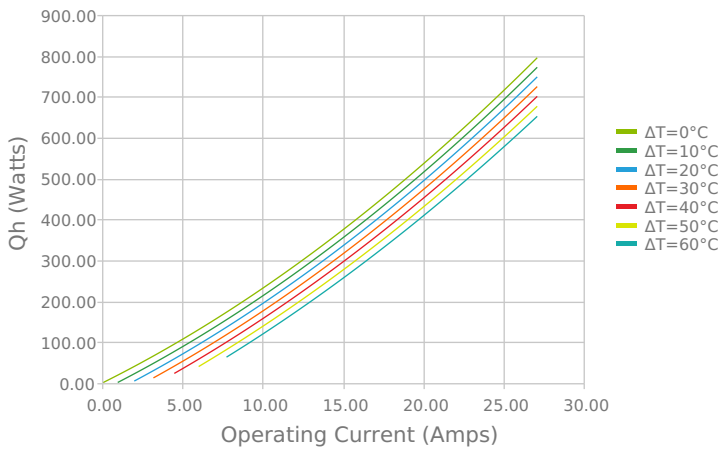
Coefficient of Performance (COP = Qc/Pin)
 Thot = 85 °C



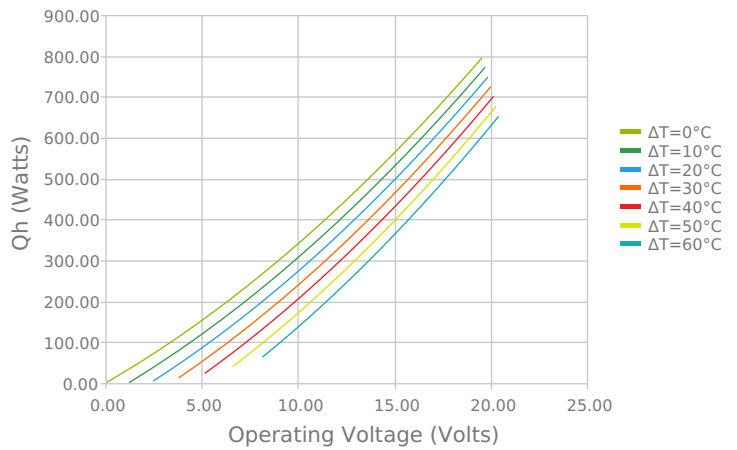
Coefficient of Performance (COP = Qc/Pin)
 Thot = 85 °C



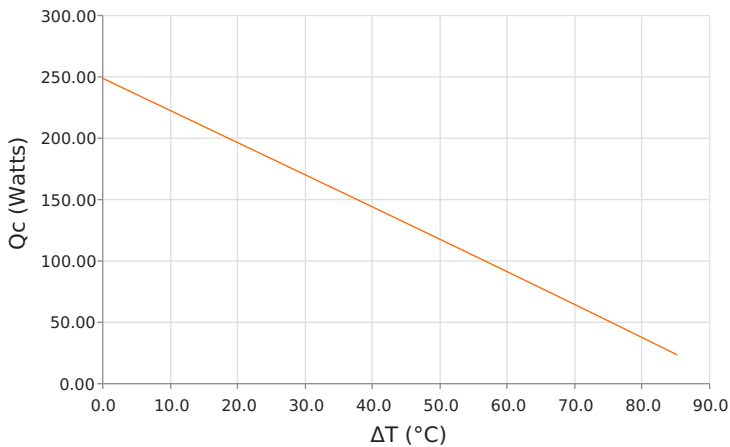
Total Heat Dissipated at Hot Side (Qh=Qc+Pin)
 Thot = 85 °C



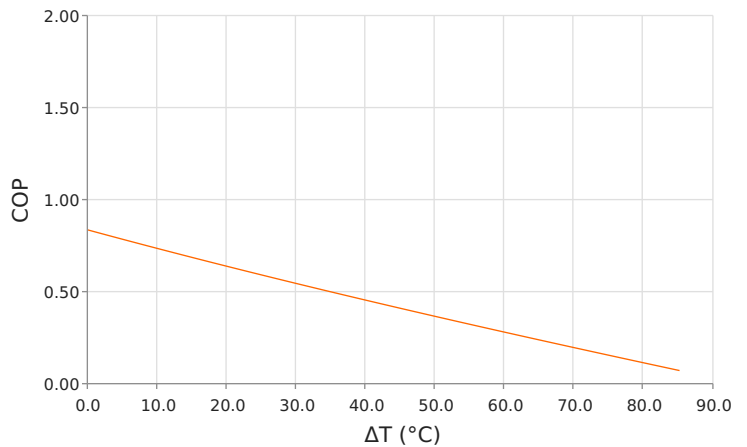
Total Heat Dissipated at Hot Side (Qh=Qc+Pin)
 Thot = 85 °C



Heat Pumped at Cold Side (Qc)
 Thot = 85 °C | Current = 20.3 Amps



Coefficient of Performance (COP = Qc/Pin)
 Thot = 85 °C | Current = 20.3 Amps



SPECIFICATIONS*

Hot Side Temperature	50.0 °C	85.0 °C	110.0 °C
Qcmax ($\Delta T = 0$)	245.1 Watts	265.1 Watts	273.4 Watts
ΔT_{max} ($Q_c = 0$)	83.2°C	95.3°C	102.0°C
I_{max} (I @ ΔT_{max})	25.0 Amps	24.1 Amps	23.6 Amps
V_{max} (V @ ΔT_{max})	16.6 Volts	19.1 Volts	20.8 Volts
Module Resistance	0.62 Ohms	0.72 Ohms	0.79 Ohms
Max Operating Temperature	150 °C		
Weight	69.0 gram(s)		

* Specifications reflect thermoelectric coefficients updated March 2020

FINISHING OPTIONS

Suffix	Thickness	Flatness / Parallelism	Hot Face	Cold Face	Lead Length
TA	4.100 ±0.025 mm 0.161 ± 0.0010 in	0.025 mm / 0.025 mm 0.001 in / 0.001 in	Lapped	Lapped	152.4 mm 6.00 in

SEALING OPTIONS

Suffix	Sealant	Color	Temp Range	Description
RT	RTV	Translucent or White	-60 to 204°C	Non-corrosive, silicone adhesive

NOTES

1. Max operating temperature: 150°C
2. Do not exceed I_{max} or V_{max} when operating module
3. Reference assembly guidelines for recommended installation

Any information furnished by Laird and its agents, whether in specifications, data sheets, product catalogues or otherwise, is believed to be (but is not warranted as being) accurate and reliable, is provided for information only and does not form part of any contract with Laird. All specifications are subject to change without notice. Laird assumes no responsibility and disclaims all liability for losses or damages resulting from use of or reliance on this information. All Laird products are sold subject to the Laird Terms and Conditions of sale (including Laird's limited warranty) in effect from time to time, a copy of which will be furnished upon request.

© Copyright 2019-2022 Laird Thermal Systems, Inc. All rights reserved. Laird™, the Laird Ring Logo, and Laird Thermal Systems™ are trademarks or registered trademarks of Laird Limited or its subsidiaries.

Revision: 00 Date: 06-01-2022

Print Date: 06-13-2022