



Main

| | |
|---------------------------|---|
| Range of Product | Logic/motion controller - Modicon M262 |
| Product or Component Type | Motion controller |
| [Us] rated supply voltage | 24 V DC - 15...20 % |
| Discrete I/O number | 8 |
| Upstream connectivity | IIoT-ready machine to cloud Connected machine to plant |

Complementary

| | |
|-----------------------------------|---|
| Supply voltage limits | 20.4...28.8 V DC |
| PLC Power Consumption | 82 W |
| Inrush current | 40 A |
| Overvoltage protection | With |
| Discrete input number | 4, discrete input fast input IEC 61131-2 Type 1 |
| Discrete input voltage | 24 V |
| Discrete input voltage type | DC |
| Discrete input logic | Sink |
| Voltage state 1 guaranteed | ≥ 15 V DC |
| Voltage state 0 guaranteed | ≤ 5 V DC |
| Discrete input current | 7.5 mA fast input |
| Input impedance | 2.81 kOhm input |
| Response time | ≤ 1 μ s turn-on, I0...I3 fast input ≤ 1 μ s turn-off, I0...I3 fast input ≤ 1 μ s turn-on, Q0...Q3 fast output ≤ 1 μ s turn-off, Q0...Q3 fast output |
| Configurable filtering time | 0.001 ms fast input 0.002 ms fast input 0.005 ms fast input 0.01 ms fast input 0.05 ms fast input 0.1 ms fast input 0.5 ms fast input 1 ms fast input 4 ms fast input 12 ms fast input |
| Discrete output number | 4 transistor fast output |
| Discrete output voltage | 24 V DC |
| Discrete output current | 0.5 A fast output Q0...Q3) |
| Discrete output type | Transistor |
| Discrete output logic | Source |
| Output voltage limits | 30 V DC |
| Maximum current per output common | 0.5 A Q0...Q3 fast output |
| Maximum output frequency | 300 kHz |
| Accuracy | +/- 0.1 % 0.02...0.1 kHz fast output +/- 1 % 0.1...1 kHz fast output |
| Maximum leakage current | 10 μ A output |
| Maximum tungsten load | <1.5 W |

| | |
|--|---|
| Protection type | Short-circuit and overload protection with automatic reset Reverse polarity protection Short-circuit protection |
| Reset time | 200 ms automatic reset fast output |
| Maximum number of I/O expansion module | 7TM3 IO module (remote I/O-Architecture) 7TM3 IO module (local I/O-Architecture) 64TM3, TM5 or TM7 IO island (distributed I/O-Architecture) |
| Execution time for 1 KInstruction | 0.003 ms |
| Memory capacity | 32 MB program RAM 32 MB OS/website RAM 192 MB system memory RAM |
| Data backed up | 1 GB built-in flash memory backup of user programs |
| Data storage equipment | <= 32 GB SDHC card optional) |
| Backup time | 1000 h 77 °F (25 °C) |
| Application structure | 8 event tasks 4 cyclic master tasks 3 cyclic master tasks + 1 freewheeling task 8 external event tasks |
| Realtime clock | With |
| Clock drift | <= 10 s/month 77 °F (25 °C) |
| Cycle time | 0.5 ms |
| Positioning functions | Libraries axes coordinated Libraries axes synchronous Sercos 3 motion bus |
| Integrated connection type | Ethernet/Sercos 1 RJ45 10/100BASE-T Ethernet 2 2 RJ45 100/1000BASE-T Serial link RJ45 RS232/RS485 1 encoder female SUB-D 15 RS422/SSI Smart Communication Bus TM3 IO bus USB type mini B |
| Transmission rate | 115 kbit/s 49.21 ft (15 m) RS485 115 kbit/s 9.84 ft (3 m) RS232 480 Mbit/s 9.84 ft (3 m) USB 10/100 Mbit/s Ethernet1 10/100/1000 Mbit/s Ethernet2 |
| Communication port protocol | EtherNet/IP adapter EtherNet/IP scanner Modbus TCP client/server Modbus TCP IO scanner Modbus TCP NVL Ethernet RSTP Modbus SL client/server Modbus SL IO scanner Modbus SL modem management Machine Expert ASCII manager ASCII modem management Sercos III master |
| Maximum Number of Connected Devices | EtherNet/IP <64 Modbus TCP <64 Modbus TCP/EtherNet/IP <128 |
| Communication Service | MQTTs OPC UA server (Encrypt) OPC UA client (Encrypt) HTTPs Methods (API) Web server Web visu TLS 1.2 TLS 1.3 SNTP NTP client/server FTP client/server FTP's server SQL client (remote access) DHCP client DHCP server DNS client POP3s client SMTP client SNMP client/server |

| | |
|--|--|
| Local signalling | For PWR 1 LED (green/red) For RUN 1 LED (green/red) For ERROR (fault) 1 LED (green/red) For stop forced 1 LED (green/red) For I/O error (I/O) 1 LED (green/red) For SD card activity 1 LED (green/orange) For SL activity 1 LED (green/orange) For ETH1 state 1 LED (green/red) For ETH2 state 1 LED (green/red) For EIP MS 1 LED (green/red) For EIP NS 1 LED (green/red) For Sercos 1 LED (green/red) |
| Electrical connection | Removable spring terminal block for inputs and outputs Removable spring terminal block for connecting the 24 V DC power supply |
| Product compatibility | External encoder 5/24 V DC no encoder power supply |
| Maximum cable distance between devices | Shielded cable <9.84 ft (3 m) fast input Shielded cable <9.84 ft (3 m) fast output Unshielded cable <164.04 ft (50 m) input Unshielded cable <164.04 ft (50 m) output Shielded cable <98.43 ft (30 m) RS485 link Shielded cable <49.21 ft (15 m) RS232 |
| Insulation | Between fast input and internal logic 550 V AC Non-insulated between inputs Between output and internal logic 550 V AC Non-insulated between outputs Between input and output 550 V AC Between supply and internal logic 550 V AC Non-insulated between supply and ground |
| Encoder type | Incremental encoder |
| Surge withstand | 1 KV power lines (DC) common mode EN/IEC 61000-4-5 1 KV shielded cable common mode EN/IEC 61000-4-5 0.5 KV relay output differential mode EN/IEC 61000-4-5 1 KV input common mode EN/IEC 61000-4-5 1 kV transistor output common mode EN/IEC 61000-4-5 |
| Mounting support | Top hat type TH35-15 rail IEC 60715 Top hat type TH35-7.5 rail IEC 60715 Plate or panel with fixing kit |
| Height | 3.94 in (100 mm) |
| Depth | 3.54 in (90 mm) |
| Width | 4.92 in (125 mm) |
| Net Weight | 1.48 lb(US) (0.67 kg) |

Environment

| | |
|---------------------------------------|--|
| Standards | UL 61010-1 UL 61010-2-201 CSA C22.2 No 61010-1 CSA C22.2 No 61010-2-201 CSA C22.2 No 213 ANSI/ISA 12-12-01 EN 61131-2 |
| Product Certifications | CE CULus CULus HazLoc Class I Division 2 CSA 22-2 No 213 RCM EAC Achilles KC |
| Resistance to electrostatic discharge | 4 KV on contact EN/IEC 61000-4-2 8 kV on air EN/IEC 61000-4-2 |
| Resistance to electromagnetic fields | 9.14 V/m (10 V/m) 80 MHz...1 GHz EN/IEC 61000-4-3 2.74 V/m (3 V/m) 1.4 GHz...2 GHz EN/IEC 61000-4-3 0.91 V/m (1 V/m) 2 GHz...3 GHz EN/IEC 61000-4-3 |
| Resistance to fast transients | 2 KV EN/IEC 61000-4-4 power lines) 1 KV EN/IEC 61000-4-4 Ethernet line) 1 KV EN/IEC 61000-4-4 serial link) 1 KV EN/IEC 61000-4-4 input) 1 kV EN/IEC 61000-4-4 transistor output) |
| Resistance to conducted disturbances | 10 V 0.15...80 MHz EN/IEC 61000-4-4 3 V 0.1...80 MHz 10 V spot frequency (2, 3, 4, 6.2, 8.2, 12.6, 16.5, 18.8, 22, 25 MHz) |

| | |
|---------------------------------------|--|
| Electromagnetic emission | Conducted emissions 120...69 dB μ V/m (QP power lines)10...150 kHz EN/IEC 55011 Conducted emissions 63 dB μ V/m (QP power lines)1.5...30 MHz EN/IEC 55011 Radiated emissions 40 dB μ V/m30...230 kHz EN/IEC 55011 Conducted emissions 79...63 dB μ V/m (QP power lines)150...1500 kHz EN/IEC 55011 Radiated emissions230...1000 MHz EN/IEC 55011 |
| Immunity to microbreaks | 0.01 ms |
| Ambient air temperature for operation | -4...140 °F (-20...60 °C) horizontal installation) -4...122 °F (-20...50 °C) vertical installation) -4...113 °F (-20...45 °C) flat mounting) |
| Ambient Air Temperature for Storage | -40...185 °F (-40...85 °C) |
| Relative humidity | 10...95 %, without condensation in operation) 10...95 %, without condensation in storage) |
| IP degree of protection | IP20 |
| Pollution degree | 2 |
| Operating altitude | 0...6561.68 ft (0...2000 m) |
| Storage altitude | 0.00...9842.52 ft (0...3000 m) |
| Vibration resistance | 3.5 mm 2...8.4 Hz symmetrical rail 1 gn 8.4...200 Hz symmetrical rail 3.5 mm 2...8.4 Hz panel mounting 1 gn 8.4...200 Hz panel mounting |
| Shock resistance | 15 gn 11 ms |

Ordering and shipping details

| | |
|-----------------------|----------------------|
| Category | 22534 - MODICON M262 |
| Discount Schedule | MSX |
| GTIN | 3606489604226 |
| Nbr. of units in pkg. | 1 |
| Package weight(Lbs) | 29.98 oz (850 g) |
| Returnability | Yes |
| Country of origin | ID |

Packing Units

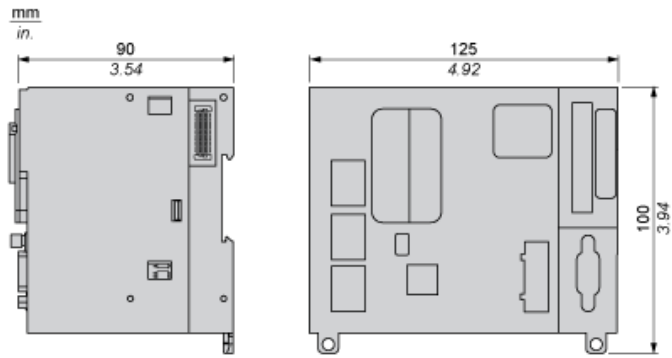
| | |
|------------------------------|-----------------------|
| Unit Type of Package 1 | PCE |
| Package 1 Height | 5.43 in (13.8 cm) |
| Package 1 width | 7.20 in (18.3 cm) |
| Package 1 Length | 5.16 in (13.1 cm) |
| Unit Type of Package 2 | S03 |
| Number of Units in Package 2 | 8 |
| Package 2 Weight | 16.53 lb(US) (7.5 kg) |
| Package 2 Height | 11.81 in (30 cm) |
| Package 2 width | 11.81 in (30 cm) |
| Package 2 Length | 15.75 in (40 cm) |

Offer Sustainability

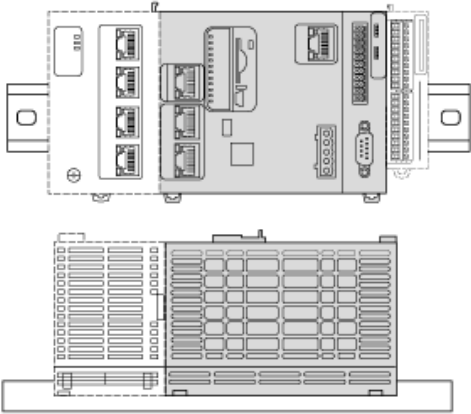
| | |
|----------------------------|---|
| Sustainable offer status | Green Premium product |
| California proposition 65 | WARNING: This product can expose you to chemicals including: Lead and lead compounds, which is known to the State of California to cause cancer and birth defects or other reproductive harm. For more information go to www.P65Warnings.ca.gov |
| REACH Regulation | REACH Declaration |
| EU RoHS Directive | Pro-active compliance (Product out of EU RoHS legal scope) EU RoHS Declaration |
| Mercury free | Yes |
| RoHS exemption information | Yes |
| China RoHS Regulation | China RoHS Declaration |
| Environmental Disclosure | Product Environmental Profile |

| | |
|---------------------|--|
| Circularity Profile | End Of Life Information |
| WEEE | The product must be disposed on European Union markets following specific waste collection and never end up in rubbish bins. |
| PVC free | Yes |

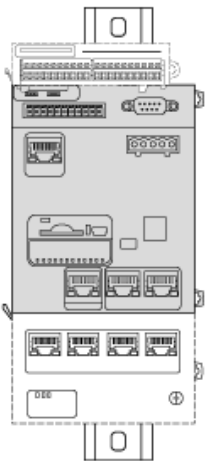
Side and Front Views



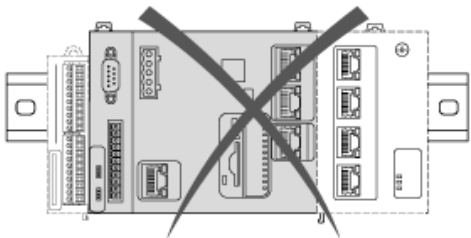
Correct Mounting Position

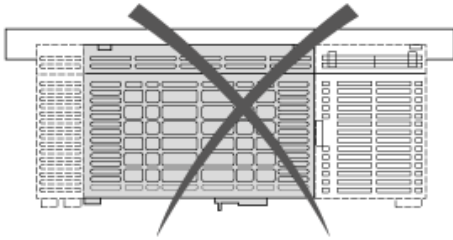
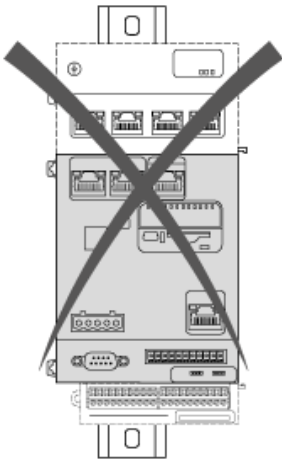


Acceptable Mounting Position

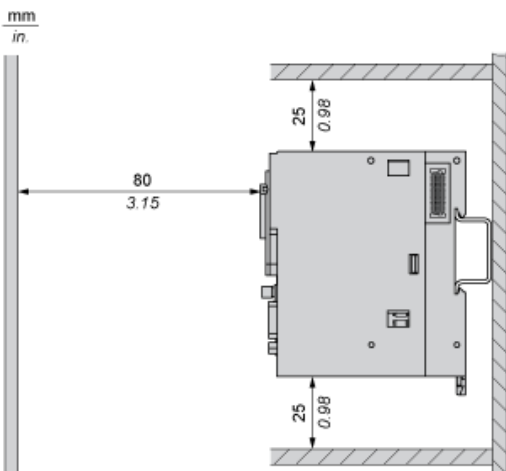
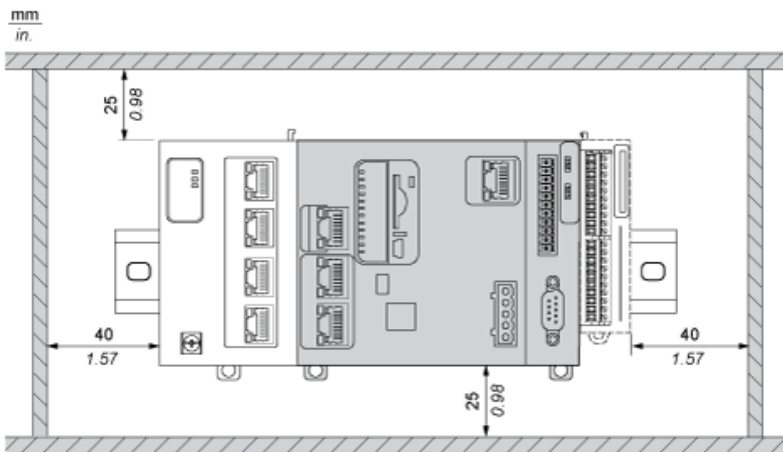


Incorrect Mounting Positions

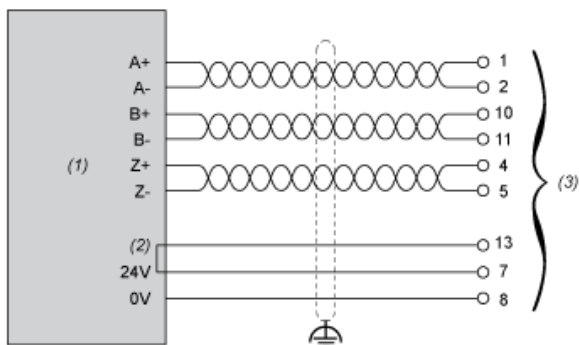




Minimum Clearances

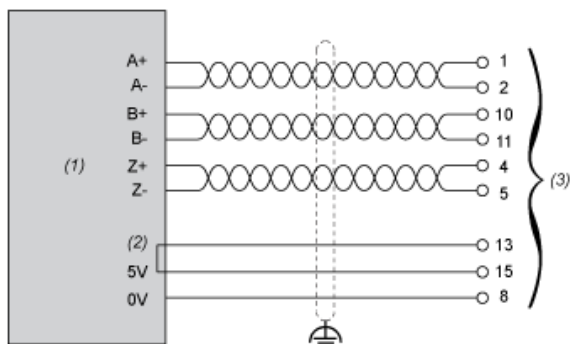


Encoder RS422 / 24 VDC



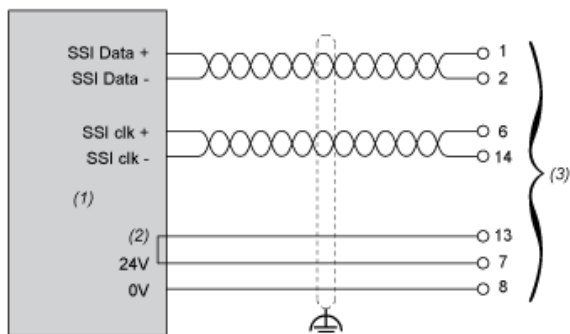
- (1) Encoder
- (2) Return Option
- (3) Encoder Sub-D

Encoder RS422 / 5 VDC or Push Pull



- (1) Encoder
- (2) Return Option
- (3) Encoder Sub-D

Encoder SSI



- (1) Encoder
- (2) Return Option
- (3) Encoder Sub-D