


SERIES: CP110 | **DESCRIPTION:** PELTIER MODULE

FEATURES

- arcTEC™ structure
- enhanced reliability for high thermal cycling
- superior thermal performance
- silicon sealed
- wide ΔT_{max}
- precise temperature control
- solid state construction


MODEL

| | input voltage ¹ max [Vdc] | input current ² max [A] | internal resistance ³ typ [$\Omega \pm 10\%$] | output Qmax ⁴ | | output ΔT_{max} ⁵ | |
|-------------|---|---|---|-----------------------------|-----------------------------|---|------------------------------|
| | | | | T _h =27°C [W] | T _h =50°C [W] | T _h =27°C [°C] | T _h =50°C [°C] |
| CP1130325 | 11.8 | 11.0 | 0.9 | 74.7 | 82 | 68 | 75 |
| CP1140203 | 7.6 | 11.0 | 0.53 | 48 | 52 | 70 | 77 |
| CP11404432 | 24.1 | 11.0 | 1.65 | 156 | 171 | 70 | 77 |
| CP115035335 | 16.8 | 11.0 | 1.18 | 106 | 116 | 70 | 77 |
| CP115559405 | 24.6 | 11.0 | 1.66 | 154 | 169 | 70 | 77 |

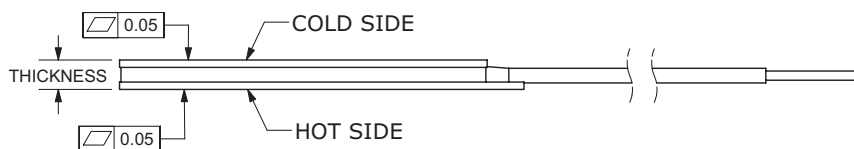
Notes: 1. Maximum voltage at ΔT_{max} and T_h=27°C
 2. Maximum current to achieve ΔT_{max}
 3. Measured by AC 4-terminal method at 25°C
 4. Maximum heat absorbed at cold side occurs at I_{max}, V_{max}, and $\Delta T=0^\circ\text{C}$
 5. Maximum temperature difference occurs at I_{max}, V_{max}, and Q=0W (ΔT_{max} measured in a vacuum at 1.3 Pa)

SPECIFICATIONS

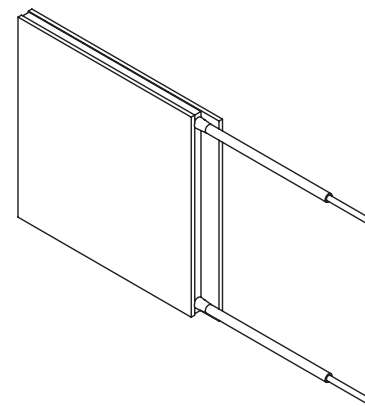
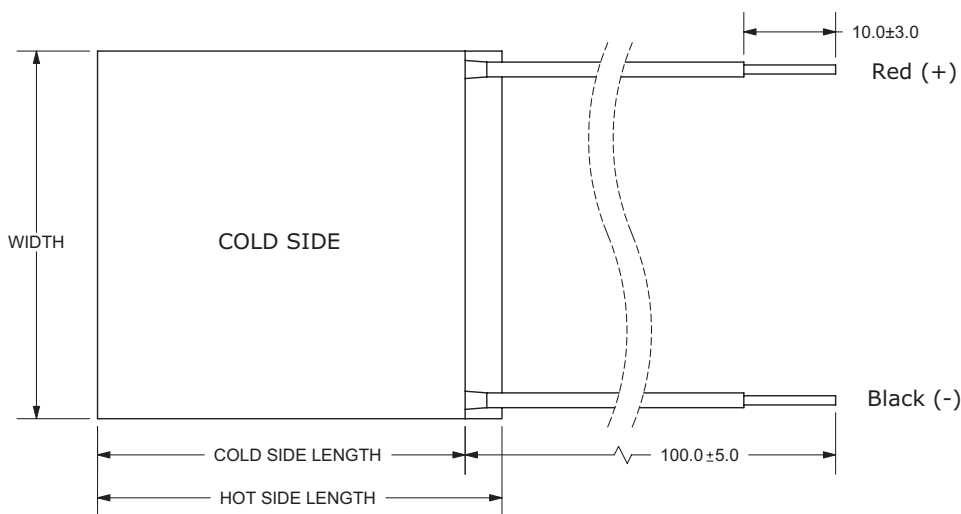
| parameter | conditions/description | min | typ | max | units |
|----------------------------|---|-----|-----|-----|-------|
| solder melting temperature | connection between thermoelectric pairs | 235 | | | °C |
| assembly compression | | | | 1 | MPa |
| RoHS | yes | | | | |

MECHANICAL DRAWING

units: mm

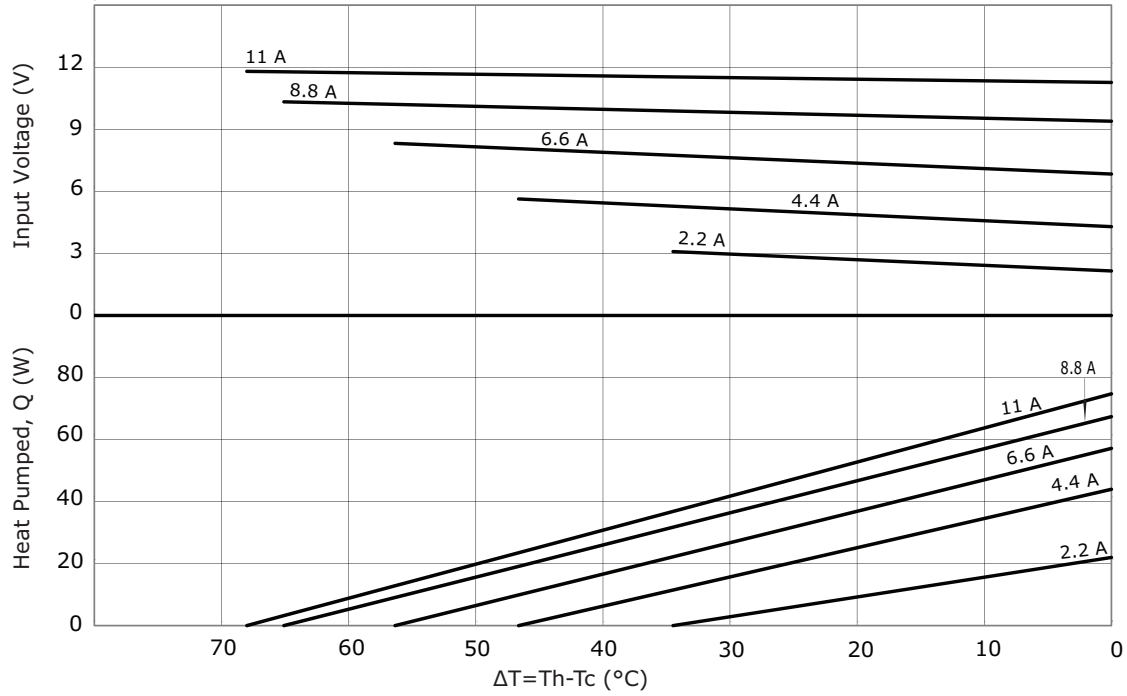


| | MATERIAL | PLATING |
|-------------------------------|---|---------|
| ceramic plate | 96% Al_2O_3 | |
| wire leads [CP1140203] | 22 AWG | tin |
| wire leads [CP115559405] | 18 AWG | tin |
| wire leads [all other models] | 20 AWG | tin |
| sealer | silicon rubber 703 RTV (between cold and hot side plates) | |
| joint cover | silicon rubber 703 RTV | |
| marking | P/N & S/N printed on cold side surface | |

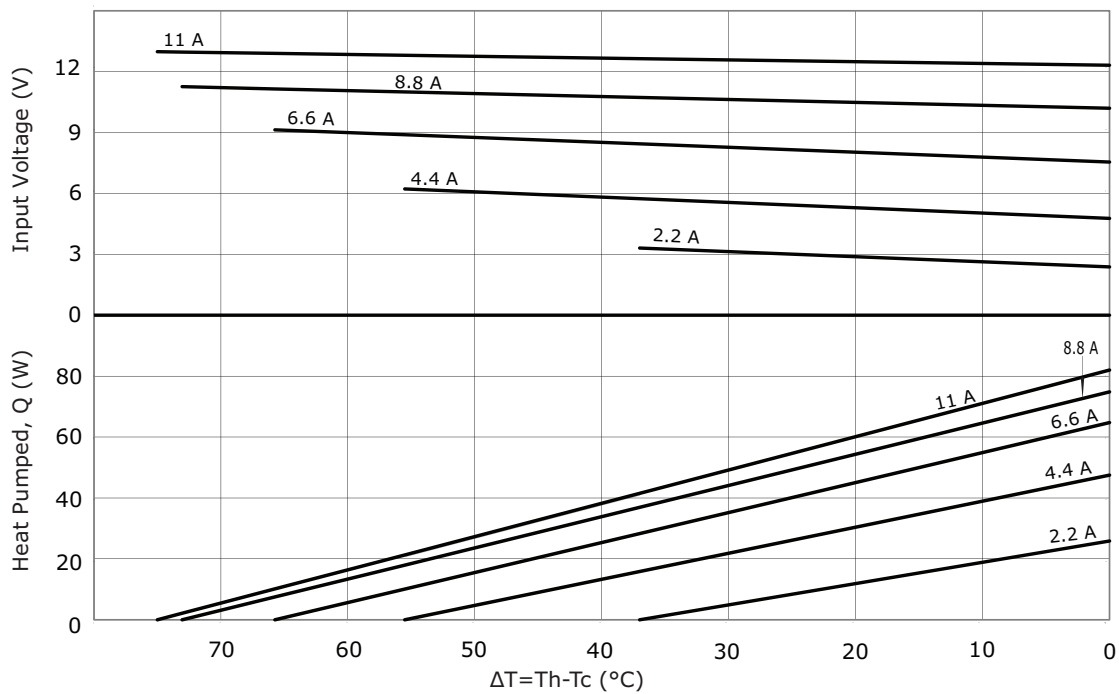


| MODEL NO. | HOT SIDE LENGTH [mm] | COLD SIDE LENGTH [mm] | WIDTH [mm] | THICKNESS [mm] |
|-------------|----------------------|-----------------------|------------|----------------|
| CP1130325 | 30 ±0.3 | 30 ±0.3 | 30 ±0.3 | 3.25 ±0.025 |
| CP1140203 | 40 ±0.3 | 40 ±0.3 | 20 ±0.3 | 3.0 ±0.05 |
| CP11404432 | 44 ±0.3 | 40 ±0.3 | 40 ±0.3 | 3.2 ±0.1 |
| CP115035335 | 50 ±0.3 | 50 ±0.3 | 35 ±0.3 | 3.35 ±0.05 |
| CP115559405 | 59 ±0.3 | 55 ±0.3 | 55 ±0.3 | 4.05 ±0.1 |

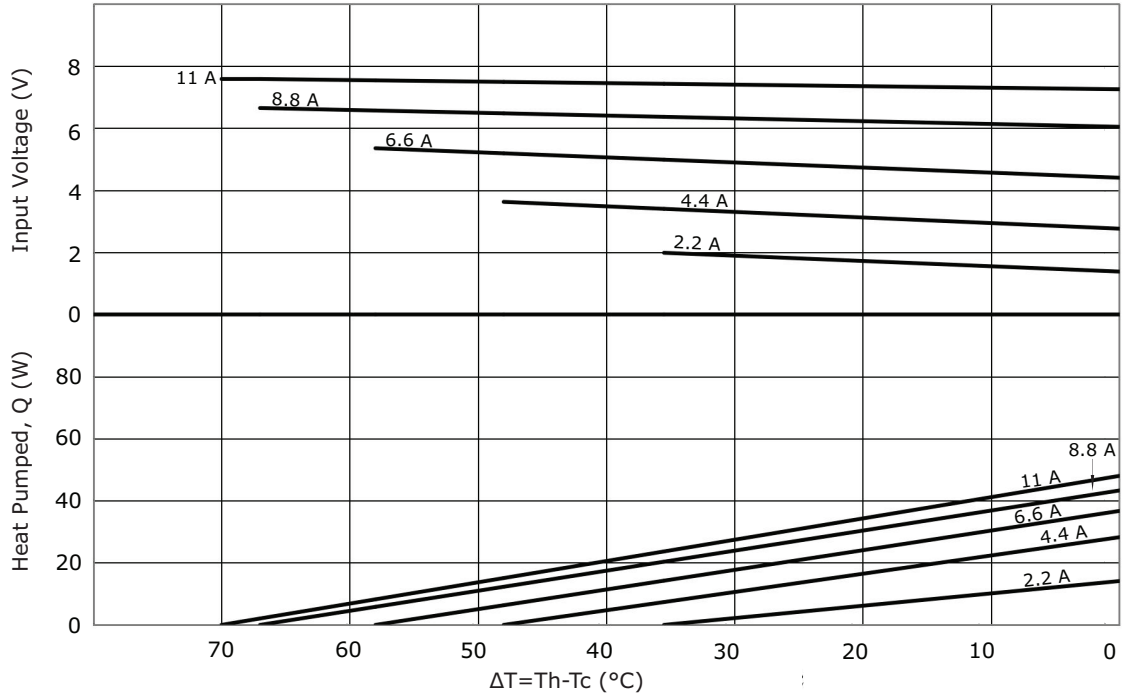
CP1130325 PERFORMANCE (Th=27°C)



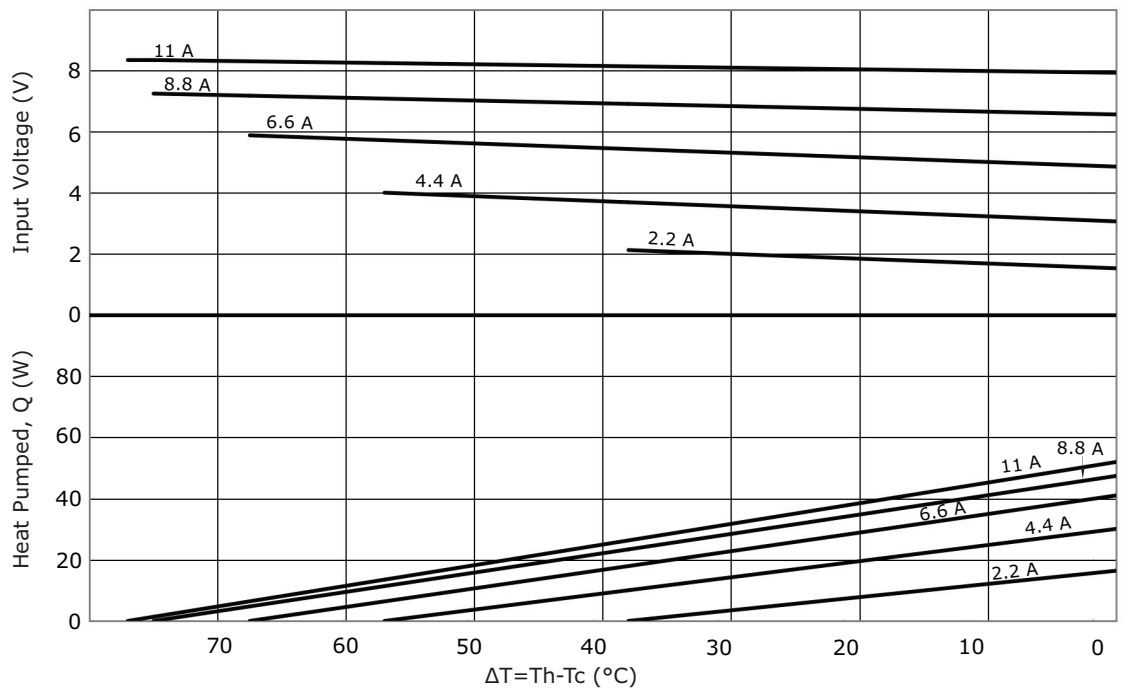
CP1130325 PERFORMANCE (Th=50°C)



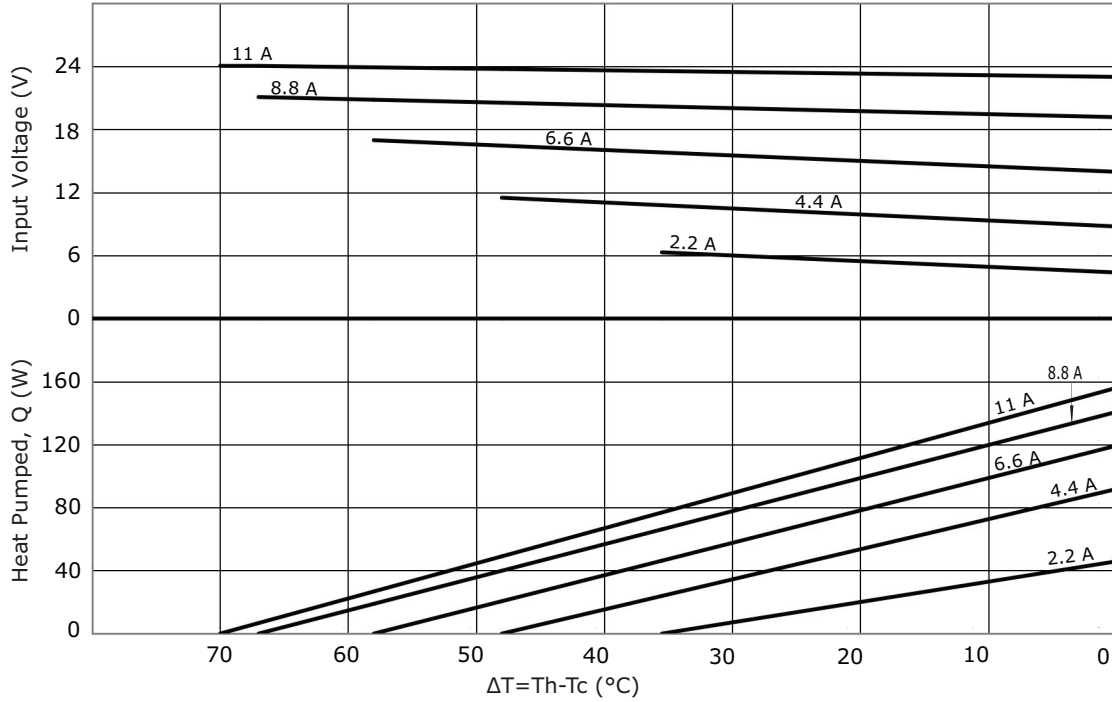
CP1140203 PERFORMANCE (Th=27°C)



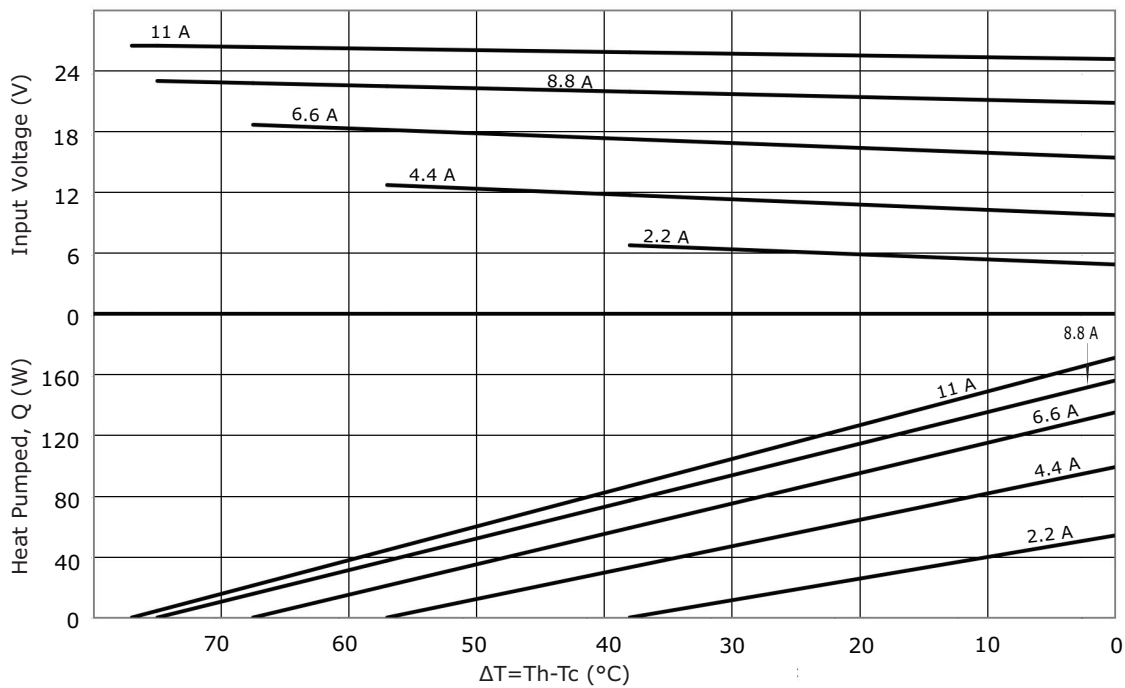
CP1140203 PERFORMANCE (Th=50°C)



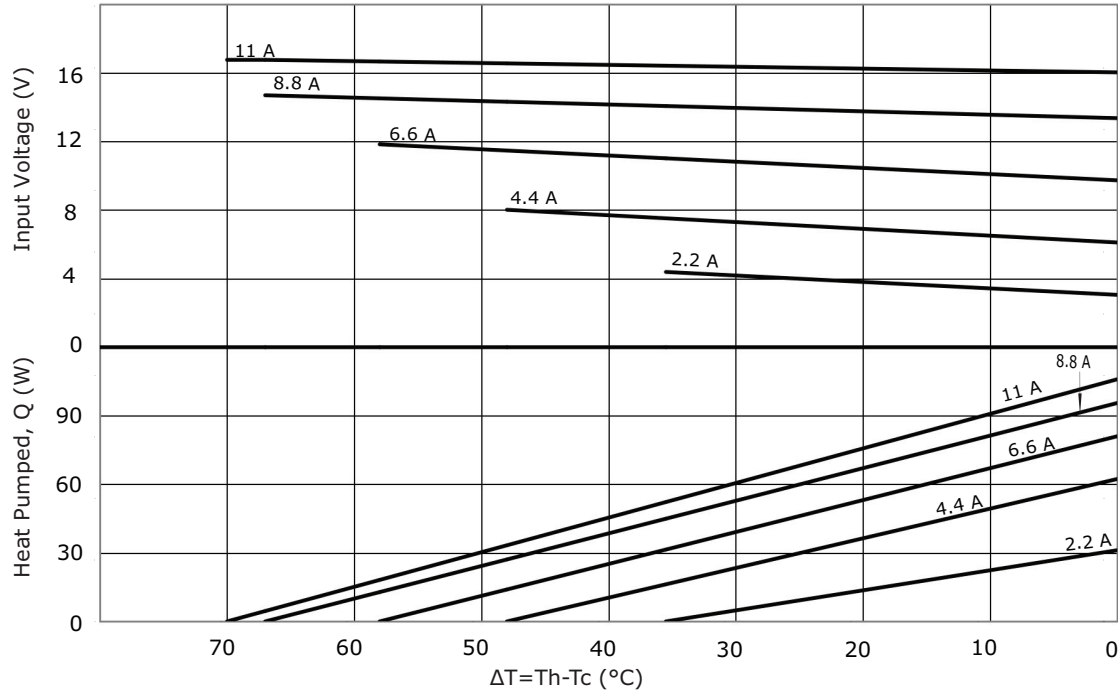
CP11404432 PERFORMANCE (Th=27°C)



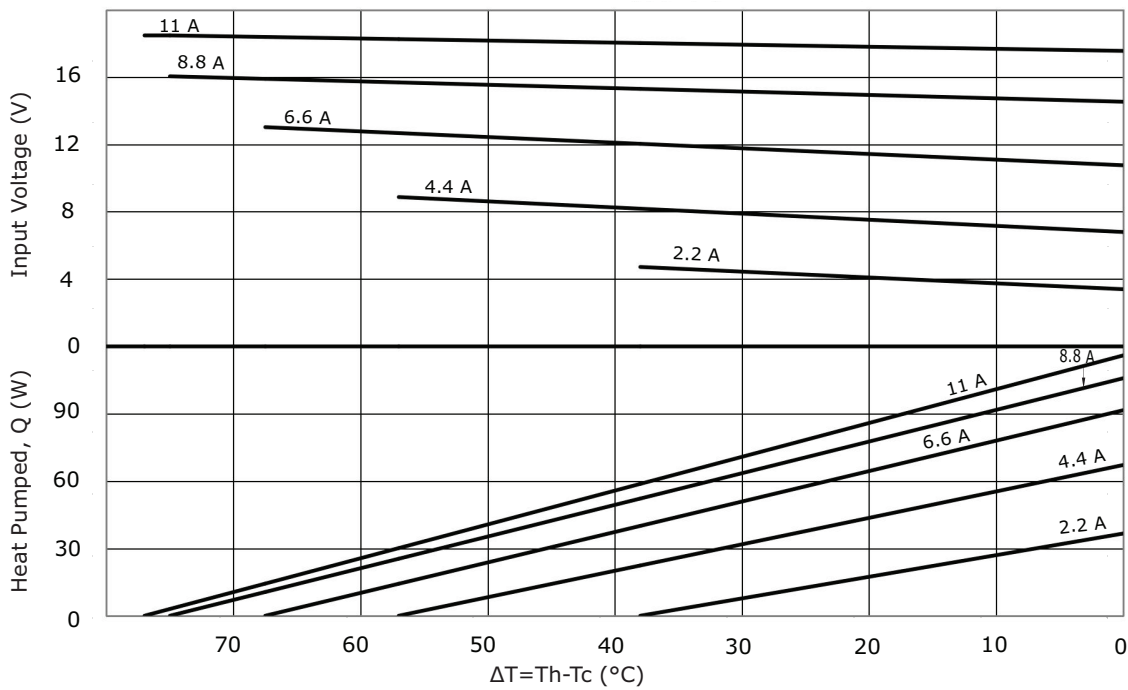
CP11404432 PERFORMANCE (Th=50°C)



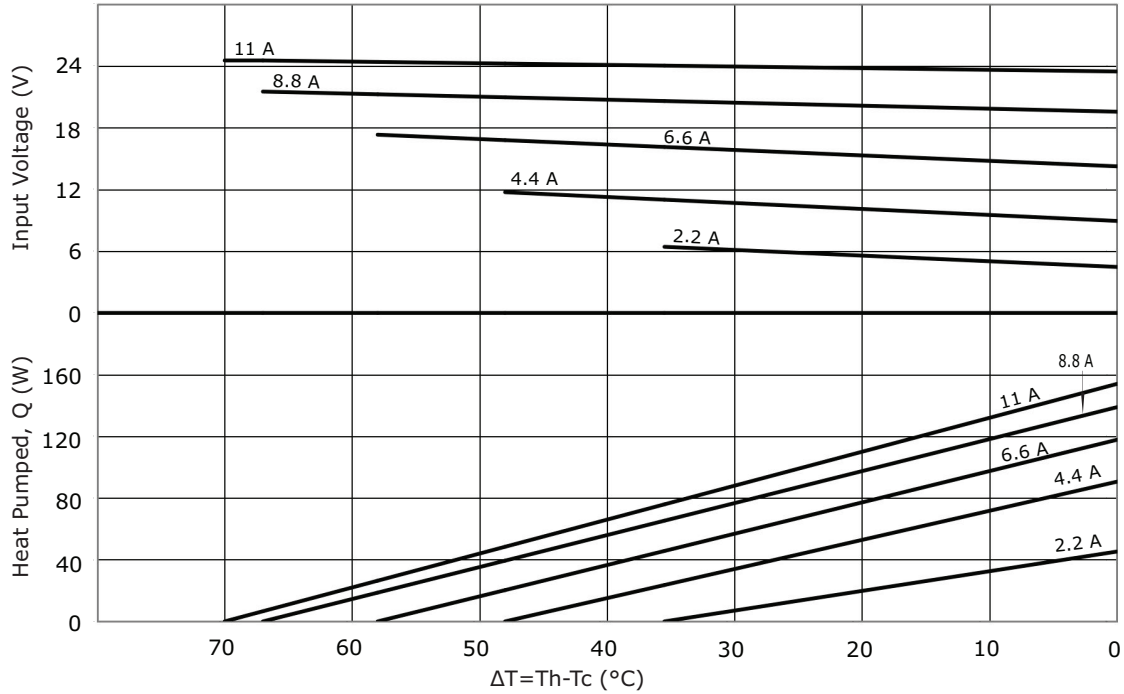
CP115035335 PERFORMANCE (Th=27°C)



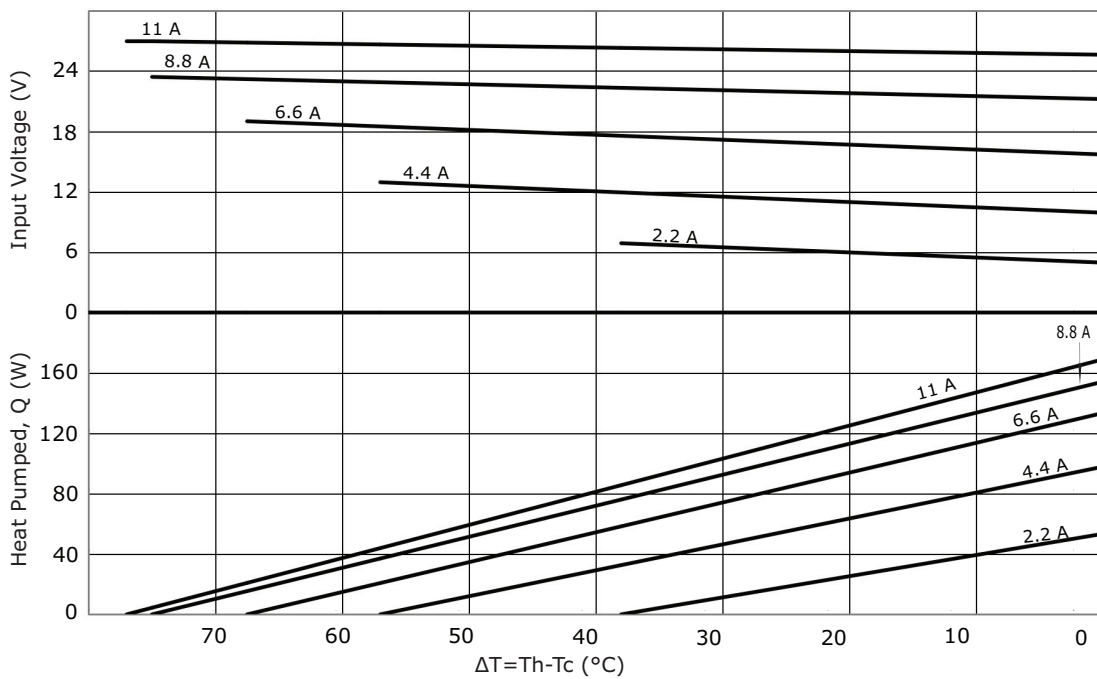
CP115035335 PERFORMANCE (Th=50°C)



CP11559405 PERFORMANCE (Th=27°C)



CP11559405 PERFORMANCE (Th=50°C)



REVISION HISTORY

| rev. | description | date |
|------|------------------------------|------------|
| 1.0 | initial release | 11/05/2019 |
| 1.01 | added model CP115035335 | 11/10/2020 |
| 1.02 | logo, datasheet style update | 08/05/2022 |

The revision history provided is for informational purposes only and is believed to be accurate.



CUI Devices offers a one (1) year limited warranty. Complete warranty information is listed on our website.

CUI Devices reserves the right to make changes to the product at any time without notice. Information provided by CUI Devices is believed to be accurate and reliable. However, no responsibility is assumed by CUI Devices for its use, nor for any infringements of patents or other rights of third parties which may result from its use.

CUI Devices products are not authorized or warranted for use as critical components in equipment that requires an extremely high level of reliability. A critical component is any component of a life support device or system whose failure to perform can be reasonably expected to cause the failure of the life support device or system, or to affect its safety or effectiveness.

cuidevices.com