



circuit breaker 3VA5 UL frame 125 breaking capacity class H 50kA @ 277 V 1-pole, line protection TM210, FTFM, In=30A overload protection Ir=30A fixed short-circuit protection li=10 x In UL489 SB (naval), 50 deg. cel. cable connection on both sides

| Model | |
|--|-----------------------------|
| product brand name | SENTRON |
| product designation | Molded-case circuit breaker |
| product designation / according to UL file | H5EAM |
| Product version | System protection |
| design of the load switch / according to UL 489 / Heating, Air Conditioning, and Refrigeration circuit breaker (HACR Type) | Yes |
| design of the load switch / according to UL 489 / High-Intensity-Discharge circuit breaker (HID Type) | Yes |
| design of the load switch / according to UL 489 / Switching Duty circuit breaker (SWD Type) | No |
| design of the overcurrent release | TM210 |
| protection function of the overcurrent release | LI |
| number of poles | 1 |
| General technical data | |
| operating voltage / at AC / rated value | 415 V |
| power loss [W] / maximum | 3.2 W |
| Active power loss / for rated value of the current / at AC / in hot operating state / per pole | 3.2 W |
| mechanical service life (switching cycles) / typical | 20 000 |
| Electrical endurance (switching cycles) / at AC-1 / at 380/415 V 50/60 Hz | 8 000 |
| Electrical endurance (switching cycles) / at AC-1 / at 690 V 50/60 Hz | 4 000 |
| electrical endurance (switching cycles) / at 480 V | 8 000 |
| electrical endurance (switching cycles) / at 600 V | 4 000 |
| Neutral conductors / upgradeable/retrofitable | No |
| ground-fault monitoring version | without |
| product function | |
| • communication function | No |
| • other measurement function | No |
| Net Weight | 0.398 kg |
| Current | |
| marking / according to UL 489 / 100%-rated breaker | No |
| operational current | |
| • at 40 °C | 30 A |
| • at 45 °C | 29 A |
| • at 50 °C | 29 A |
| • at 55 °C | 28 A |
| • at 60 °C | 28 A |
| • at 65 °C | 28 A |
| • at 70 °C | 27 A |

Switching capacity according to IEC 60947

| | |
|---|--|
| switching capacity class of the circuit breaker | H |
| design of short-circuit protection | For switching power values in DC networks, see the 3VA molded case circuit breaker device manual; link to be found under Service & Support in the last chapter |

Switching capacity according to UL 489

| | |
|---------------------------|--------|
| breaking capacity current | |
| • at 120 V | 100 kA |
| • at 277 V | 50 kA |
| • at 347 V | 18 kA |

Adjustable parameters

| | |
|---|----------------------------------|
| product feature / for L-tripping / selectable characteristic function | No |
| type of value list setting current (I _r) / for L-tripping / with I _{2t} characteristic | St |
| reference value setting current (I _r) / for L-tripping / with I _{2t} characteristic | x I _n |
| set values setting current (I _r) / for L-tripping / with I _{2t} characteristic | 1 |
| adjustable response factor setting current (I _r) / for L-tripping / with I _{2t} characteristic / minimum | 1 |
| adjustable response factor setting current (I _r) / for L-tripping / with I _{2t} characteristic / maximum | 1 |
| adjustable response value setting current (I _r) / of the L-trip / with I _{2t} characteristic / minimum | 30 A |
| adjustable response value setting current (I _r) / of the L-trip / with I _{2t} characteristic / maximum | 30 A |
| type of value list delay time (t _r) / for L-tripping / with I _{2t} characteristic | Fest |
| reference value delay time (t _r) / for L-tripping / with I _{2t} characteristic | s |
| set values delay time (t _r) / for L-tripping / with I _{2t} characteristic | 1 |
| adjustable response value delay time (t _r) / for L-tripping / with I _{2t} characteristic / minimum | 1 s |
| adjustable response value delay time (t _r) / for L-tripping / with I _{2t} characteristic / maximum | 1 s |
| product feature / for S-tripping / independent of direction / selectable characteristic function | No |
| product feature / for I-tripping / can be switched on/off | No |
| design of I-trip / adjustable | No |
| reference value setting current (I _i) / for I-tripping | x I _n |
| set values setting current (I _i) / for I-tripping | 10 |
| adjustable response factor setting current (I _i) / for I-tripping / minimum | 10 |
| adjustable response factor setting current (I _i) / for I-tripping / maximum | 10 |
| adjustable response value setting current (I _i) / for I-tripping / minimum | 300 A |
| adjustable response value setting current (I _i) / for I-tripping / maximum | 300 A |
| product feature / for G-tripping / selectable characteristic function | No |
| product feature / with neutral conductor protection / can be switched on/off | No |
| product feature / with neutral conductor protection / adjustable | Yes |
| type of value list setting current (I _{nN}) / for N-tripping | St |
| reference value setting current (I _{nN}) / for N-tripping | x I _n |
| adjustable absolute value setting current (I _{nN}) / for N-tripping / minimum | 0 A |
| adjustable absolute value setting current (I _{nN}) / for N-tripping / maximum | 0 A |
| tripping characteristic / of the lower tolerance band | AK_3VA5_1_30A_TM2_SuMuH_uT |
| tripping characteristic / of the upper tolerance band | AK_3VA5_1_30A_TM2_SuMuH_oT |
| let-through energy characteristic / at 240 V | DE_3VA5_1_30A_TM210_line_1p_240V |
| let-through energy characteristic / at 415 V | DE_3VA5_1_30A_TM210_line_1p_415V |
| type of value list setting current (I _i) / for I-tripping | Fest |

| | |
|--|----------------------------------|
| tripping characteristic / of the let-through current characteristic / at 240 V | DS_3VA5_1_30A_TM210_line_1p_240V |
| tripping characteristic / of the let-through current characteristic / at 415 V | DS_3VA5_1_30A_TM210_line_1p_415V |
| Adjustable response value current / I _g min. | 30 A |
| adjustable current response value current / of the current-dependent overload release / full-scale value | 30 A |
| Ground fault protection / tripping switchable / I _{2t} =ON/OFF | No |

Mechanical Design

| | |
|---|-------------------|
| product component | |
| • undervoltage release | No |
| • voltage trigger | No |
| • trip indicator | No |
| height [in] | 5.51 in |
| Height | 140 mm |
| width [in] | 1 in |
| Type of connectable conductor cross-section, round conductor terminal, stranded | 1 x (8 AWG - 3/0) |
| Width | 25.4 mm |
| depth [in] | 3.01 in |
| depth | 76.5 mm |

Connections

| | |
|---|---|
| arrangement of electrical connectors / for main current circuit | Front connection |
| type of electrical connection / for main current circuit | circular conductor terminal on both sides |

Auxiliary circuit

| | |
|--|---|
| number of CO contacts / for auxiliary contacts | 0 |
|--|---|

Accessories

| | |
|--|----|
| product extension / optional / motor drive | No |
|--|----|

Environmental conditions

| | |
|------------------------------------|--------|
| protection class IP / on the front | IP40 |
| ambient temperature | |
| • during operation / minimum | -25 °C |
| • during operation / maximum | 70 °C |
| • during storage / minimum | -40 °C |
| • during storage / maximum | 80 °C |

Certificates

| | |
|--|-----|
| certificate of suitability / as approval for NAVAL (no combat vessels) / supplement SB | Yes |
|--|-----|

General Product Approval

[Confirmation](#)



[Miscellaneous](#)

EMC Declaration of Conformity Marine / Shipping



Marine / Shipping other



[Miscellaneous](#)

Further information

Information- and Downloadcenter (Catalogs, Brochures,...)

<http://www.siemens.com/lowvoltage/catalog>

Industry Mall (Online ordering system)

<https://mall.industry.siemens.com/mall/en/en/Catalog/product?mlfb=3VA5130-6ED16-1AA0>

Service&Support (Manuals, Certificates, Characteristics, FAQs,...)

<https://support.industry.siemens.com/cs/ww/en/ps/3VA5130-6ED16-1AA0>

Image database (product images, 2D dimension drawings, 3D models, device circuit diagrams, ...)

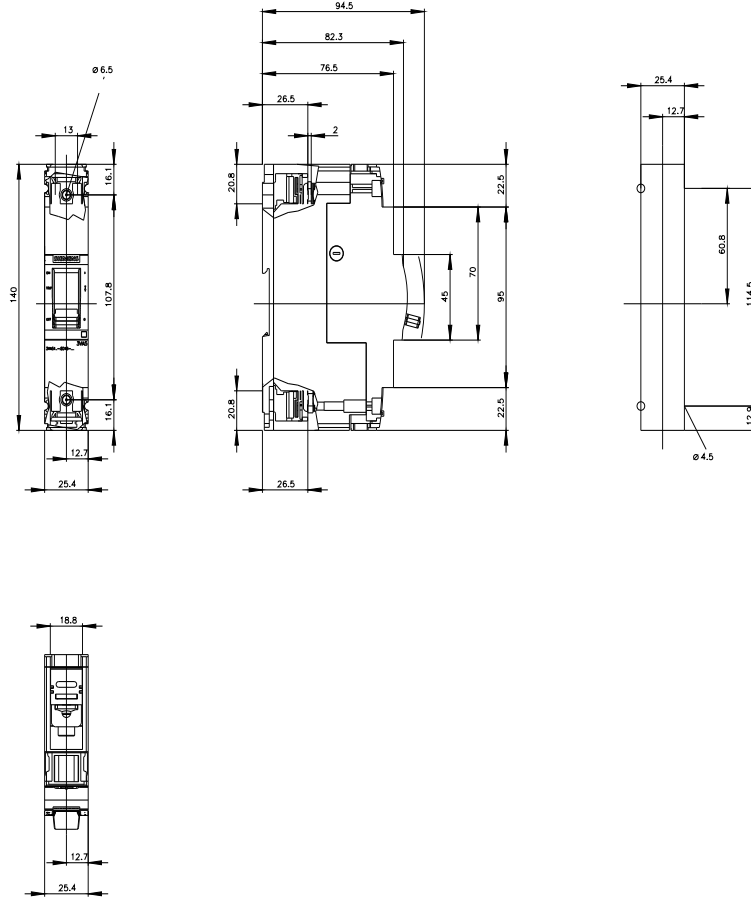
http://www.automation.siemens.com/bilddb/cax_en.aspx?mlfb=3VA5130-6ED16-1AA0

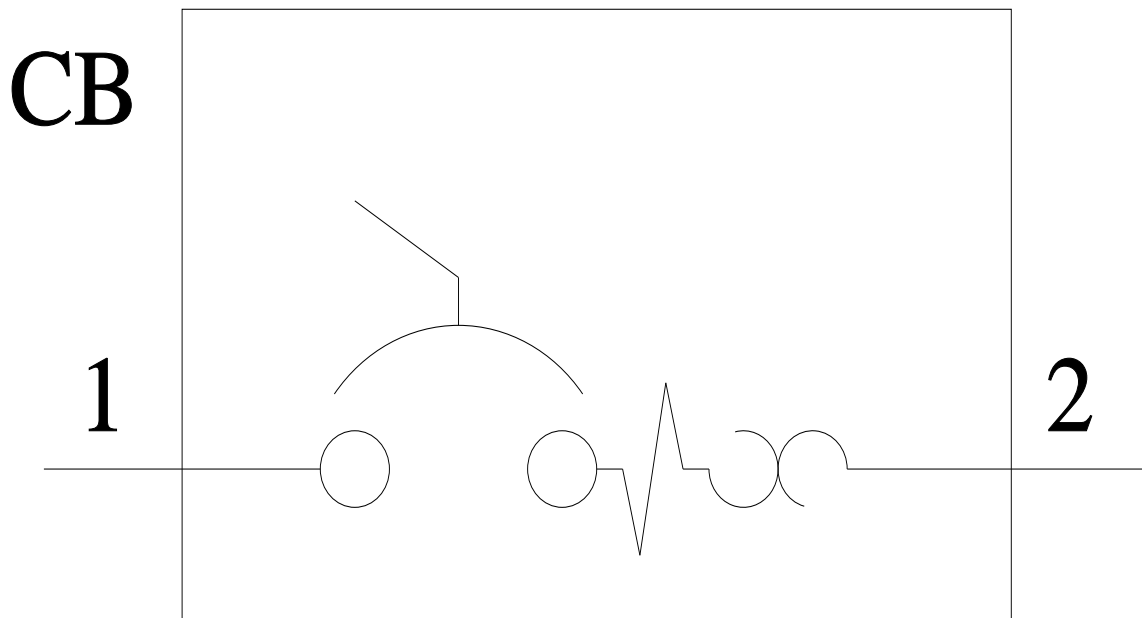
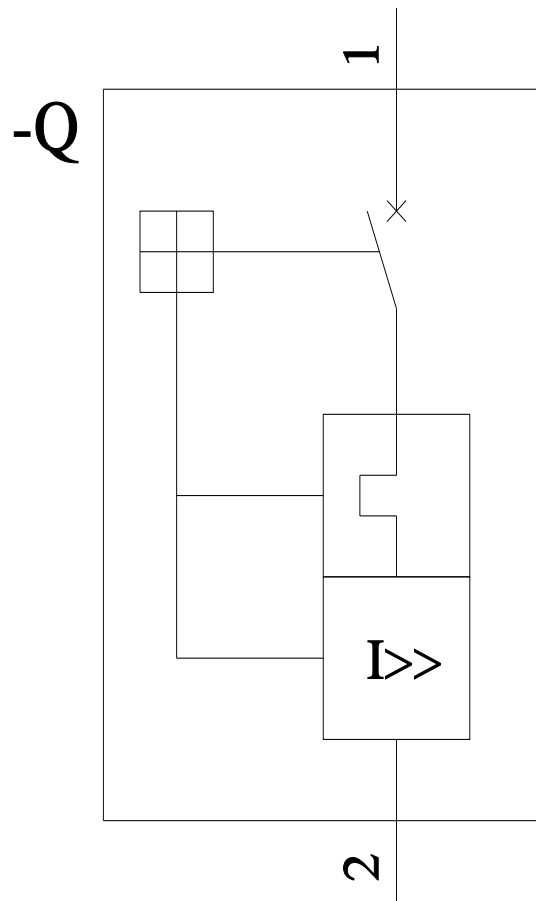
CAX-Online-Generator

<http://www.siemens.com/cax>

Tender specifications

<http://www.siemens.com/specifications>





last modified:

7/14/2022 

