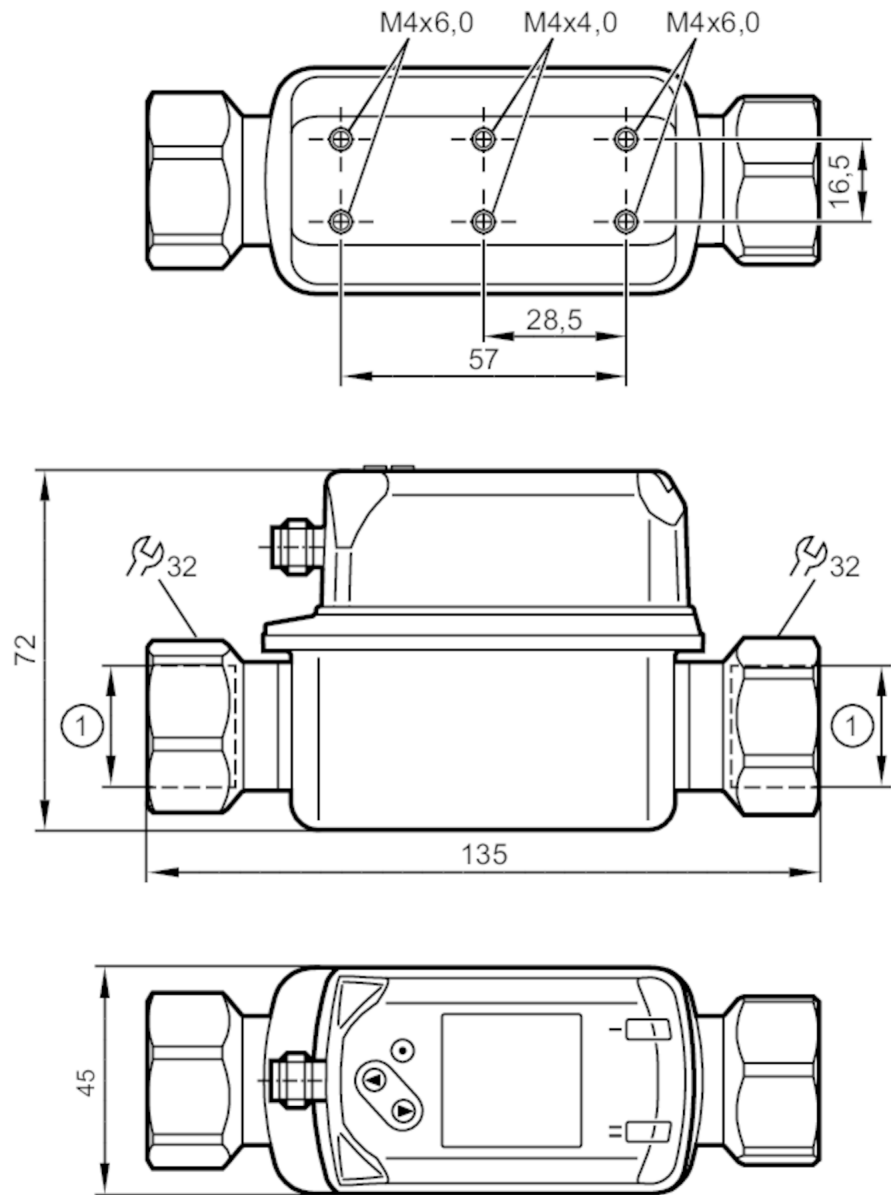


SV7500



Vortex flow meter with display

SVK34XXXIRKG/US-100



1 Rc 3/4
DN 20



Product characteristics

Number of inputs and outputs	Number of digital outputs: 2	
Measuring range	5...100 l/min	0.3...6 m³/h
Process connection	threaded connection Rc 3/4 internal thread DN20	

Application

Special feature	Gold-plated contacts
Application	for industrial applications
Media	water; glycol solutions; coolants
Medium temperature [°C]	-10...90



Vortex flow meter with display

SVK34XXXIRKG/US-100

Pressure rating	[bar]	12
Pressure rating	[Mpa]	1.2
Note on pressure rating		up to 40 °C

Electrical data

Operating voltage	[V]	18...30 DC
Current consumption	[mA]	< 30
Min. insulation resistance	[MΩ]	100; (500 V DC)
Protection class		III
Reverse polarity protection		yes
Power-on delay time	[s]	< 3

Inputs / outputs

Number of inputs and outputs	Number of digital outputs: 2
------------------------------	------------------------------

Outputs

Total number of outputs	2
Output signal	switching signal; frequency signal; IO-Link; (configurable)
Electrical design	PNP/NPN
Number of digital outputs	2
Output function	normally open / normally closed; (parameterisable)
Max. voltage drop switching output DC	[V] 2.5
Permanent current rating of switching output DC	[mA] 100
Short-circuit protection	yes
Overload protection	yes

Measuring/setting range

Measuring range	5...100 l/min	0.3...6 m³/h
Display range	0...120 l/min	0...7.2 m³/h
Resolution	0.5 l/min	0.02 m³/h
Set point SP	6...100 l/min	0.36...6 m³/h
Reset point rP	5...99 l/min	0.3...5.94 m³/h
Frequency end point, FEP	20...100 l/min	1.2...6 m³/h
In steps of	0.5 l/min	0.02 m³/h
Frequency at the end point FRP	[Hz]	100...1000
Measuring dynamics		1:20

Temperature monitoring

Measuring range	[°C]	-10...90
Display range	[°C]	-30...110
Resolution	[°C]	0.5
Set point SP	[°C]	-9...90
Reset point rP	[°C]	-10...89
In steps of	[°C]	0.5
Frequency start point, FSP	[°C]	-10...70
Frequency end point, FEP	[°C]	10...90
Frequency at the end point FRP	[Hz]	100...1000



Vortex flow meter with display

SVK34XXXIRKG/US-100

Accuracy / deviations		
Flow monitoring		
Accuracy (in the measuring range)		± 2 % MEW; (water)
Repeatability		± 0,5 % MEW
Temperature monitoring		
Accuracy	[K]	± 1
Response times		
Flow monitoring		
Response time	[s]	1; (dAP = 0)
Damping process value dAP	[s]	0...5
Temperature monitoring		
Dynamic response T05 / T09	[s]	T09 = 6
Software / programming		
Parameter setting options	hysteresis / window; normally open / normally closed; switching logic; frequency output; switch-on/switch-off delay; Damping; Display unit	
Interfaces		
Communication interface	IO-Link	
Transmission type	COM2 (38,4 kBaud)	
IO-Link revision	1.1	
SDCI standard	IEC 61131-9	
Profiles	Smart Sensor: Process Data Variable; Device Identification, Device Diagnosis	
SIO mode	yes	
Required master port type	A	
Process data analogue	2	
Process data binary	2	
Min. process cycle time	[ms]	3
Supported DeviceIDs	Type of operation	DeviceID
	Default	492
Operating conditions		
Ambient temperature	[°C]	0...60
Note on ambient temperature	medium temperature < 80 °C	
	medium temperature < 90 °C: 0...50 °C	
Storage temperature	[°C]	-20...80
Protection	IP 65; IP 67	
Tests / approvals		
EMC	DIN EN 61000-6-2	
	DIN EN 61000-6-3	
CPA approval	model number	001VO
	accuracy class	-
	maximum allowable error	± 2 % FS
	Q (min)	0,36 m³/h
	Q (t)	1,2 m³/h
	Q (max)	6 m³/h
Shock resistance	DIN EN 60068-2-27	5 g (11 ms)

SV7500



Vortex flow meter with display

SVK34XXXIRKG/US-100

Vibration resistance	DIN EN 60068-2-6	with water / 10...50 Hz 1 mm
		with water / 50...2000 Hz 2 g
MTTF [years]		342
UL approval	UL Approval no.	I001
Pressure Equipment Directive	Sound engineering practice; can be used for group 2 fluids; group 1 fluids on request	

Mechanical data		
Weight [g]		487.5
Materials	stainless steel (1.4404 / 316L); PC; PBT+PC-GF30; PPS; TPE-U	
Materials (wetted parts)	stainless steel (1.4404 / 316L); ETFE; PA 6T; PPS; FKM	
Tightening torque [Nm]		30
Process connection	threaded connection Rc 3/4 internal thread DN20	

Remarks		
Remarks		MW = measured value
		MEW = Final value of the measuring range
Pack quantity		1 pcs.

Electrical connection

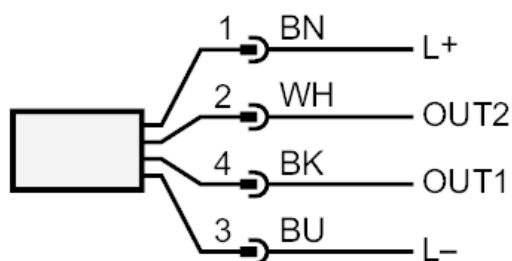
Connector: 1 x M12; coding: A; Contacts: gold-plated



Vortex flow meter with display

SVK34XXXIRKG/US-100

Connection

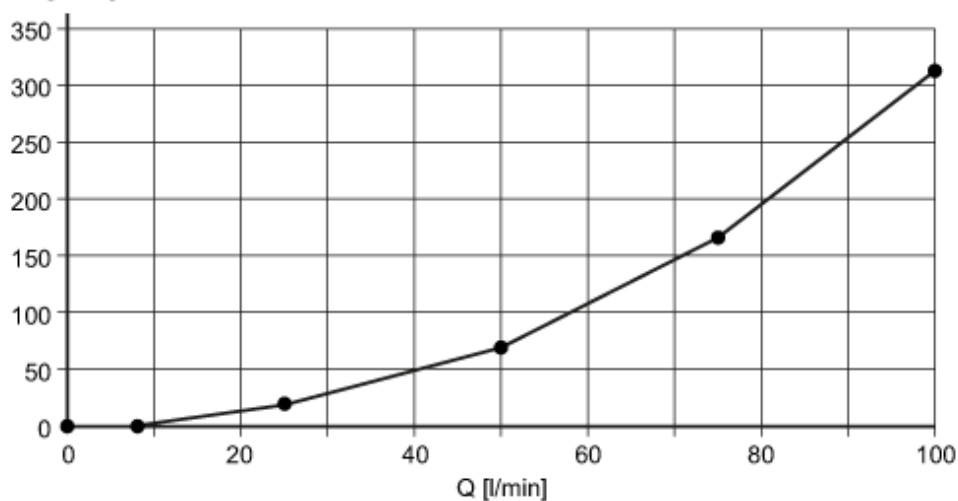


OUT1:	Flow monitoring
-	switching output
-	frequency output
-	IO-Link
OUT2:	flow monitoring and temperature monitoring
-	switching output
-	frequency output
	colours to DIN EN 60947-5-2
	Core colours :
BK =	black
BN =	brown
BU =	blue
WH =	white

Diagrams and graphs

Pressure loss

dP [mbar] DN20



dP Pressure loss

Q volumetric flow quantity

SV7500



Vortex flow meter with display

SVK34XXXIRKG/US-100

pressure rating (bar)

