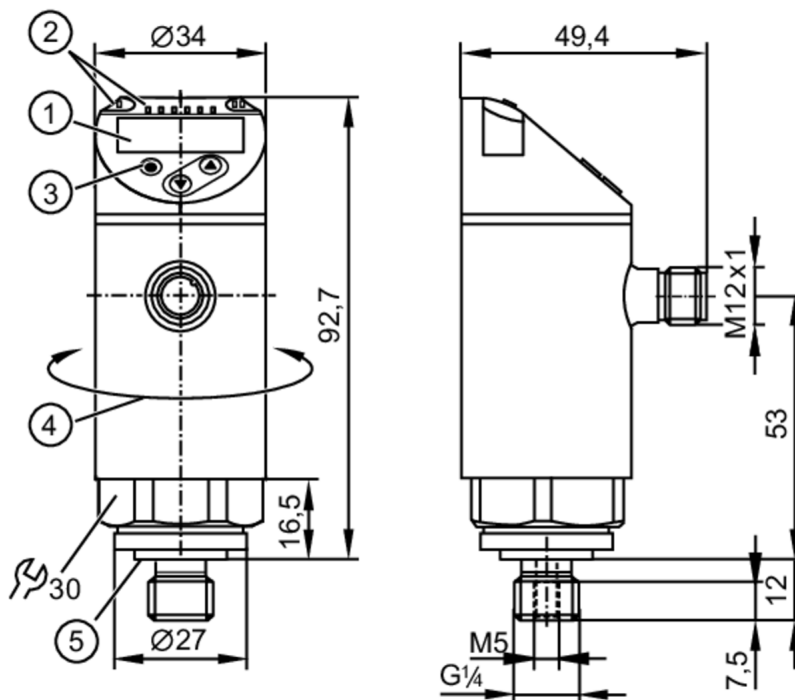




Pressure sensor with display

PN-2,5-REG14-MFRKG/US/ IV



- 1 alphanumeric display 4-digit red/green
- 2 LEDs Display unit / switching status
- 3 programming button
- 4 upper part of the housing can be rotated 345°
- 5 Sealing



Product characteristics

Number of inputs and outputs	Number of digital outputs: 2; Number of analogue outputs: 1			
Measuring range	-0.125...2.5 bar	-125...2500 mbar	-1.8...36.25 psi	-12.5...250 kPa
Process connection	threaded connection G 1/4 external thread (DIN EN ISO 1179-2); internal thread:M5			

Application

Special feature	Gold-plated contacts		
Measuring element	ceramic-capacitive pressure measuring cell		
Application	for industrial applications		
Media	liquids and gases		
Medium temperature [°C]	-25...80		
Min. bursting pressure	50 bar	725 psi	5000 kPa
Pressure rating	20 bar	290 psi	2000 kPa
Vacuum resistance [mbar]	-1000		
Type of pressure	relative pressure		

Electrical data

Operating voltage [V]	18...30 DC; (to SELV/PELV)
Current consumption [mA]	< 35
Min. insulation resistance [MΩ]	100; (500 V DC)
Protection class	III
Reverse polarity protection	yes



Pressure sensor with display

PN-2,5-REG14-MFRKG/US/ IV

Power-on delay time	[s]	0.3
Integrated watchdog		yes

Inputs / outputs

Number of inputs and outputs	Number of digital outputs: 2; Number of analogue outputs: 1
------------------------------	---

Outputs

Total number of outputs	2
Output signal	switching signal; analogue signal; IO-Link; (configurable)
Electrical design	PNP/NPN
Number of digital outputs	2
Output function	normally open / normally closed; (parameterisable)
Max. voltage drop switching output DC	[V] 2
Permanent current rating of switching output DC	[mA] 250
Switching frequency DC	[Hz] < 500
Number of analogue outputs	1
Analogue current output	[mA] 4...20; (scalable 1:5)
Max. load	[Ω] 500
Analogue voltage output	[V] 0...10; (scalable 1:5)
Min. load resistance	[Ω] 2000
Short-circuit protection	yes
Type of short-circuit protection	pulsed
Overload protection	yes

Measuring/setting range

Measuring range	-0.125...2.5 bar	-125...2500 mbar	-1.8...36.25 psi	-12.5...250 kPa
Set point SP	-0.11...2.5 bar	-1.6...36.25 psi	-11...250 kPa	
Reset point rP	-0.12...2.49 bar	-1.75...36.1 psi	-12...249 kPa	
Analogue start point	-0.125...2 bar	-1.8...29 psi	-12.5...200 kPa	
Analogue end point	0.375...2.5 bar	5.45...36.25 psi	37.5...250 kPa	
In steps of	0.005 bar	0.05 psi	0.5 kPa	

Accuracy / deviations

Switch point accuracy	[% of the span]	< ± 0,4; (Turn down 1:1)
Repeatability	[% of the span]	< ± 0,1; (with temperature fluctuations < 10 K; Turn down 1:1)
Characteristics deviation	[% of the span]	< ± 0,25 (BFSL) / < ± 0,5 (LS); (Turn down 1:1; BFSL = Best Fit Straight Line; LS = limit value setting)
Hysteresis deviation	[% of the span]	< ± 0,1; (Turn down 1:1)
Long-term stability	[% of the span]	< ± 0,05; (Turn down 1:1; per 6 months)
Temperature coefficient zero point	[% of the span / 10 K]	< ± 0,2; (-0...80 °C)
Temperature coefficient span	[% of the span / 10 K]	< ± 0,2; (-0...80 °C)



Pressure sensor with display

PN-2,5-REG14-MFRKG/US/ IV

Notes on the accuracy / deviation	switch point accuracy, linearity error under DNV GL: < ± 1%: < ± 1%	
Response times		
Response time [ms]	< 1.5	
Delay time programmable dS, dr [s]	0...50	
Damping process value dAP [s]	0...4	
Damping for the analogue output dAA [s]	0...4	
Max. response time analogue output [ms]	3	
Software / programming		
Parameter setting options	hysteresis / window; normally open / normally closed; switch-on/switch-off delay; Damping; Display unit; current/voltage output	
Interfaces		
Communication interface	IO-Link	
Transmission type	COM2 (38,4 kBaud)	
IO-Link revision	1.1	
SDCI standard	IEC 61131-9	
Profiles	Smart Sensor: Process Data Variable; Device Identification, Device Diagnosis	
SIO mode	yes	
Required master port type	A	
Process data analogue	1	
Process data binary	2	
Min. process cycle time [ms]	2.3	
Supported DeviceIDs	Type of operation	DeviceID
	Default	464
Operating conditions		
Ambient temperature [°C]	-25...80	
Storage temperature [°C]	-40...100	
Protection	IP 65; IP 67	
Tests / approvals		
EMC	DIN EN 61000-6-2	
	DIN EN 61000-6-3	
Shock resistance	DIN EN 60068-2-27	50 g (11 ms)
Vibration resistance	DIN EN 60068-2-6	20 g (10...2000 Hz)
MTTF [years]	138	
UL approval	UL Approval no.	J012
Pressure Equipment Directive	Sound engineering practice; can be used for group 2 fluids; group 1 fluids on request	
Mechanical data		
Weight [g]	263	
Materials	stainless steel (1.4404 / 316L); PBT+PC-GF30; PBT-GF20; PC	
Materials (wetted parts)	stainless steel (1.4404 / 316L); Al2O3 (96%; ceramics); FKM	
Min. pressure cycles	100 million	
Tightening torque [Nm]	25...35; (recommended tightening torque; depends on lubrication, seal and pressure rating)	
Process connection	threaded connection G 1/4 external thread (DIN EN ISO 1179-2); internal thread:M5	

PN2596



Pressure sensor with display

PN-2,5-REG14-MFRKG/US/ IV

Process connection sealing	FKM (DIN EN ISO 1179-2)
Restrictor element integrated	no (can be retrofitted)

Displays / operating elements


Display	Display unit	3 x LED, green (bar, psi, MPa)
	switching status	2 x LED, yellow
	measured values	alphanumeric display, red/green 4-digit

Remarks

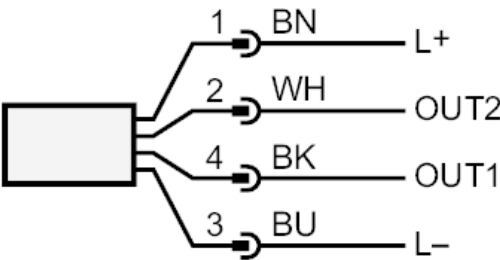
Pack quantity	1 pcs.
---------------	--------

Electrical connection

Connector: 1 x M12; coding: A; Contacts: gold-plated



Connection



- OUT1

switching output
- OUT2

switching output
- IO-Link
- analogue output
- Core colours :
- BK =

black
- BN =

brown
- BU =

blue
- WH =

white