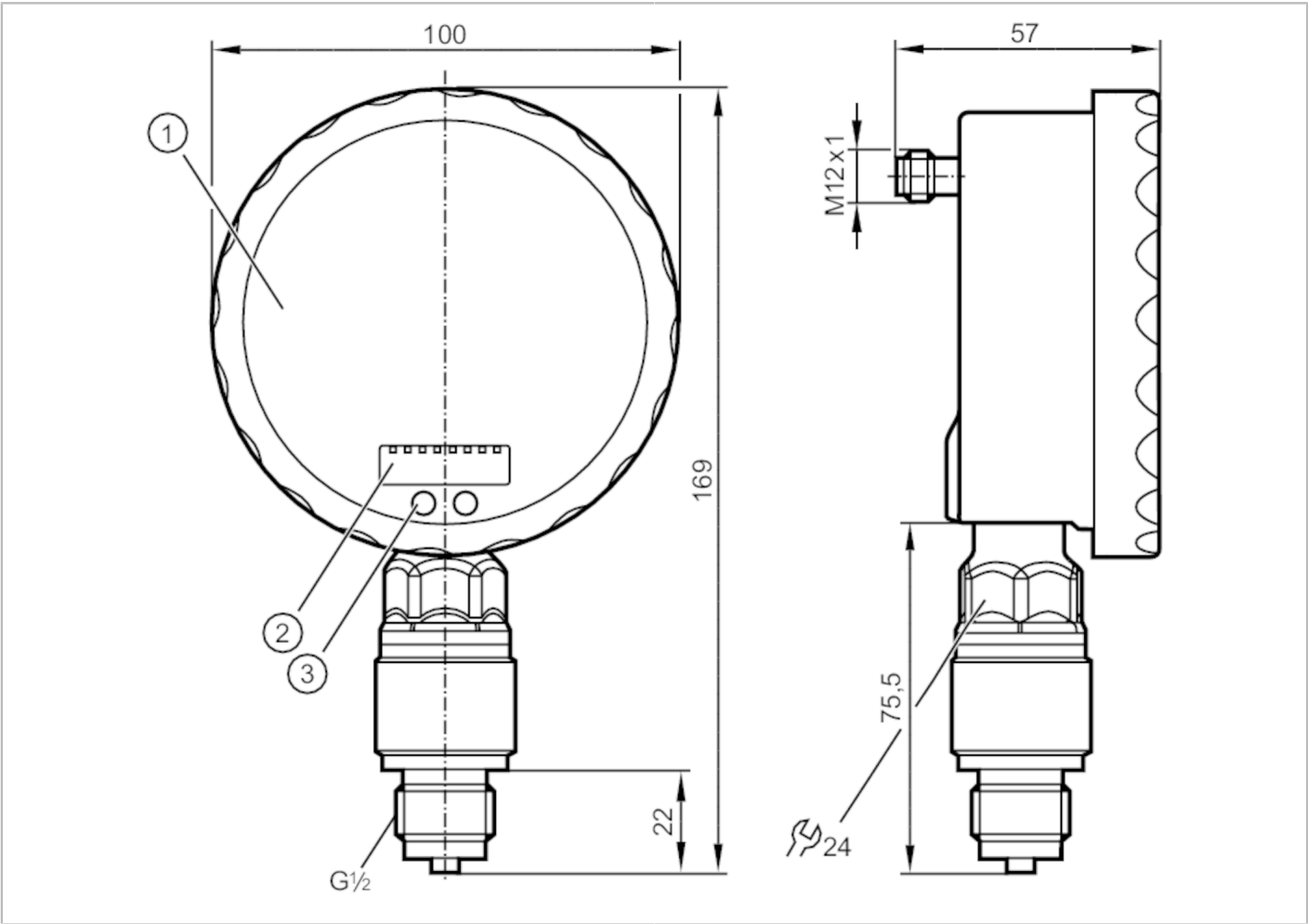


PG2450



Pressure sensor with analogue display

PG-400-REB12-MFRKG/US/ /P



Product characteristics		
Number of inputs and outputs	Number of digital outputs: 1; Number of analogue outputs: 1	
Measuring range	0...400 bar	0...5800 psi
Process connection	threaded connection G 1/2 external thread	
Application		
Special feature	Gold-plated contacts	
Application	for industrial applications	
Media	liquids and gases	
Conditionally suitable for	use in gases at pressures > 25 bar only on request	
Medium temperature [°C]	-25...80	
Min. bursting pressure	1200 bar	17400 psi
Pressure rating	800 bar	11600 psi
Type of pressure	relative pressure	
Electrical data		
Operating voltage [V]	18...32 DC	
Current consumption [mA]	< 70; (24 V)	
Min. insulation resistance [MΩ]	100; (500 V DC)	
Protection class	III	



Pressure sensor with analogue display

PG-400-REB12-MFRKG/US/ /P

Reverse polarity protection	yes
Power-on delay time [s]	6
Integrated watchdog	yes

Inputs / outputs

Number of inputs and outputs	Number of digital outputs: 1; Number of analogue outputs: 1
------------------------------	---

Outputs

Total number of outputs	2
Output signal	switching signal; analogue signal; (configurable)
Electrical design	PNP/NPN
Number of digital outputs	1
Output function	normally open / normally closed; (parameterisable)
Max. voltage drop switching output DC [V]	2
Permanent current rating of switching output DC [mA]	250
Switching frequency DC [Hz]	75
Number of analogue outputs	1
Analogue current output [mA]	4...20, invertible; (scalable)
Max. load [Ω]	(U _b - 10 V) / 20 mA
Short-circuit protection	yes
Type of short-circuit protection	pulsed
Overload protection	yes

Measuring/setting range

Measuring range	0...400 bar	0...5800 psi
Set point SP	2...600 bar	30...8700 psi
Reset point rP	0...598 bar	0...8670 psi
Analogue start point	0...500 bar	0...7250 psi
Analogue end point	100...600 bar	1450...8700 psi
In steps of	1 bar	10 psi

Accuracy / deviations

Switch point accuracy [% of the span]	< ± 0,6; (Turn down 1:1)
Repeatability [% of the span]	< ± 0,1; (with temperature fluctuations < 10 K; Turn down 1:1)
Characteristics deviation [% of the span]	< ± 0,35 (BFSL) / < ± 0,6 (LS); (Turn down 1:1; BFSL = Best Fit Straight Line)
Hysteresis deviation [% of the span]	< ± 0,5; (Turn down 1:1)
Long-term stability [% of the span]	< ± 0,1; (Turn down 1:1; per 6 months)
Temperature coefficient zero point [% of the span / 10 K]	< ± 0,3; (0...70 °C)
Temperature coefficient span [% of the span / 10 K]	< ± 0,3; (0...70 °C)



Pressure sensor with analogue display

PG-400-REB12-MFRKG/US/ /P

Response times		
Response time	[ms]	< 9
Damping process value dAP	[s]	0.01...30
Damping for the analogue output dAA	[s]	0.01...30
Step response time analogue output	[ms]	28
Operating conditions		
Ambient temperature	[°C]	-20...80
Storage temperature	[°C]	-40...100
Protection		IP 67; IP 69K
Tests / approvals		
EMC	EN 61000-4-2 ESD	4 kV CD / 8 kV AD
	EN 61000-4-3 HF radiated	10 V/m
	EN 61000-4-4 Burst	2 kV
	EN 61000-4-5 Surge	0,5/1 kV
	EN 61000-4-6 HF conducted	10 V
Shock resistance	DIN IEC 68-2-27	50 g (11 ms)
Vibration resistance	DIN IEC 68-2-6	20 g (10...2000 Hz)
MTTF	[years]	100
Pressure Equipment Directive	Sound engineering practice; can be used for group 2 fluids; group 1 fluids on request	
Mechanical data		
Weight	[g]	568.3
Materials	stainless steel (1.4404 / 316L); PA; FKM; PTFE; viewing glass: laminated safety glass 4 mm	
Materials (wetted parts)	Al2O3 (ceramics); FKM; stainless steel (1.4404 / 316L)	
Min. pressure cycles	100 million	
Process connection	threaded connection G 1/2 external thread	
Restrictor element integrated	yes	
Displays / operating elements		
Display	Display unit	2 x LED, green
	switching status	LED, yellow
	switch points	LED ring, red
	function display	alphanumeric display, red 4-digit
	measured values	analogue display, 0...350° rotatable, pointer not visible when unit disconnected
	measured values	alphanumeric display, red 4-digit
With scale	yes	
Extended display range (max.)	600 bar	8700 psi
Remarks		
Remarks	switch point accuracy in the extended display range: 1.5 % of the span	
Pack quantity	1 pcs.	

PG2450



Pressure sensor with analogue display

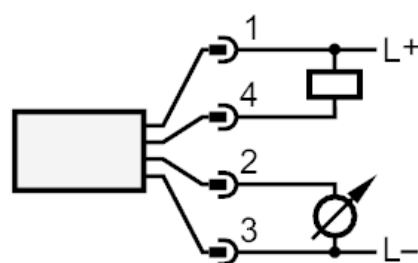
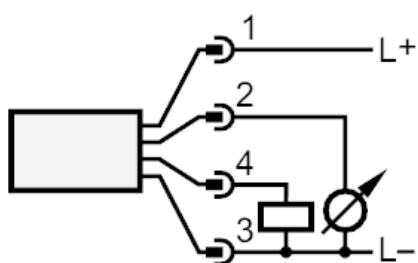
PG-400-REB12-MFRKG/US/ /P

Electrical connection

Connector: 1 x M12; coding: A; Contacts: gold-plated



Connection



OUT1
OUT2

switching output
analogue output