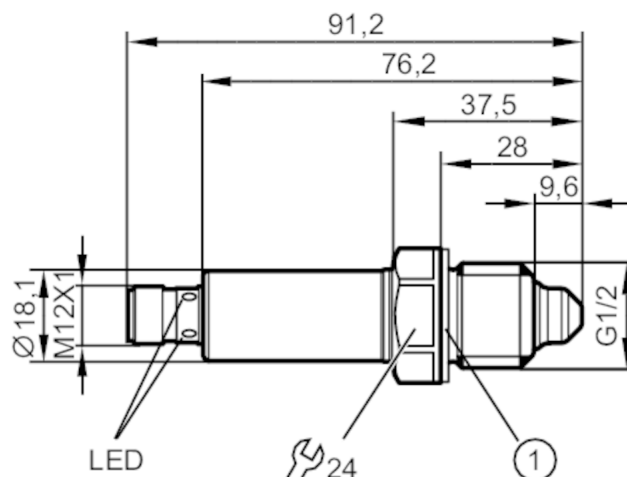


# LMC100



## Sensor for point level detection

LMFCE-B12E-QSKG-0/US



1 Sealing



### Product characteristics

Number of inputs and outputs	Number of digital outputs: 2
Factory setting	water; hydrous media
Process connection	G 1/2 external thread

### Application

Special feature	Gold-plated contacts
Media	water; hydrous media; oils; oil-based media; coolants; powder
Cannot be used for	See the operating instructions, chapter "Function and features".
Medium temperature [°C]	-25...100
Probe length [mm]	28
Tank pressure [bar]	-1...40
MAWP (for applications according to CRN) [bar]	40

Oil	
Medium temperature [°C]	-25...100

### Electrical data

Operating voltage [V]	18...30 DC
Current consumption [mA]	< 35
Protection class	III
Reverse polarity protection	yes

### Inputs / outputs

Number of inputs and outputs	Number of digital outputs: 2
------------------------------	------------------------------

### Outputs

Total number of outputs	2
Output signal	switching signal; IO-Link
Electrical design	PNP/NPN
Number of digital outputs	2

# LMC100



## Sensor for point level detection

LMFCE-B12E-QSKG-0/US

Output function	normally open / normally closed; (parameterisable)	
Max. voltage drop switching output DC [V]	2.5	
Permanent current rating of switching output DC [mA]	50; (100 (...60 °C))	
Short-circuit protection	yes	
Type of short-circuit protection	thermal, pulsed	
Overload protection	yes	
Measuring/setting range		
Factory setting	water; hydrous media	
Response times		
Response time [s]	< 0.5	
Interfaces		
Communication interface	IO-Link	
Transmission type	COM2 (38,4 kBaud)	
IO-Link revision	1.1	
SDCI standard	IEC 61131-9	
Profiles	Smart Sensor: Process Data Variable; Device Identification, Device Diagnosis	
SIO mode	yes	
Required master port type	A	
Process data analogue	1	
Process data binary	2	
Min. process cycle time [ms]	2.3	
Supported DeviceIDs	Type of operation	DeviceID
	Default	674
Operating conditions		
Ambient temperature [°C]	-25...85	
Storage temperature [°C]	-40...85	
Protection	IP 68; IP 69K; (7 days / 1 m water depth / 0.1 bar: IP 68)	
Tests / approvals		
EMC	DIN EN 61000-6-2	
	DIN EN 61000-6-3	: closed tanks
	DIN EN 61000-6-4	: open tanks
Shock resistance	DIN EN 60068-2-27	50 g (11 ms)
Vibration resistance	DIN EN 60068-2-6	20 g (10...2000 Hz)
MTTF [years]	534	
UL approval	UL Approval no.	H003
Mechanical data		
Weight [g]	149	
Dimensions [mm]	Ø 18.1 / L = 76.2	
Materials	stainless steel (1.4404 / 316L); PEEK; PEI; FKM	
Materials (wetted parts)	stainless steel (1.4404 / 316L); PEEK; FKM	
Process connection	G 1/2 external thread	

# LMC100



## Sensor for point level detection

LMFCE-B12E-QSKG-0/US

### Displays / operating elements

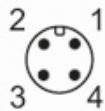
Display	switching status	LED, yellow
	operating status	LED, green

### Remarks

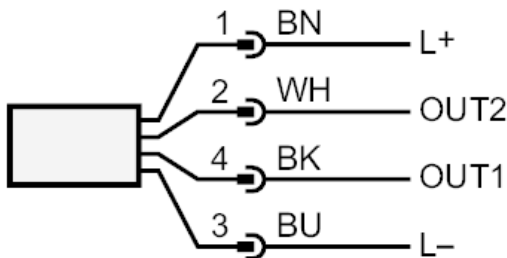
Pack quantity	1 pcs.
---------------	--------

### Electrical connection

Connector: 1 x M12; coding: A; Contacts: gold-plated



### Connection



OUT1: switching output IO-Link  
OUT2: switching output  
colours to DIN EN 60947-5-2

Core colours :

BK = black  
BN = brown  
BU = blue  
WH = white