



## Main

|  |                                  |
|--|----------------------------------|
| Range of Product                             | Harmony Electromechanical Relays |
| Series name                                  | Universal                        |
| Product or Component Type                    | Plug-in relay                    |
| Device short name                            | RUM                              |
| Contacts type and composition                | 3 C/O                            |
| [Uc] control circuit voltage                 | 12 V DC                          |
| [Ithe] conventional enclosed thermal current | 10 A -40...131 °F (-40...55 °C)  |
| Status LED                                   | With                             |
| Control Type                                 | Without lockable test button     |
| Utilisation coefficient                      | 20 %                             |

## Complementary

|  |  |
|--|--|
| Shape of pin                           | Cylindrical  |
| [Ui] rated insulation voltage          | 250 V IEC<br>300 V CSA<br>300 V UL   |
| [Uimp] rated impulse withstand voltage | 4 kV 1.2/50 µs)  |
| Contacts material                      | AgNi   |
| [Ie] rated operational current         | 10 A at 277 V AC conforming to UL<br>10 A at 30 V DC conforming to UL<br>10 A at 277 V AC (same polarity) conforming to CSA<br>10 A at 30 V DC conforming to CSA<br>5 A at 250 V AC (NC) conforming to IEC<br>5 A at 28 V DC (NC) conforming to IEC<br>10 A at 250 V AC (NO) conforming to IEC<br>10 A at 28 V DC (NO) conforming to IEC |
| Maximum switching voltage              | 250 V IEC  |
| Resistive rated load                   | 10 A 250 V AC<br>10 A 28 V DC  |
| Maximum switching capacity             | 2500 VA/280 W  |
| Minimum switching capacity             | 170 mW 10 mA, 17 V   |
| Operating rate                         | <= 18000 cycles/hour no-load<br><= 1200 cycles/hour under load   |
| Mechanical durability                  | 5000000 cycles   |
| Electrical durability                  | 100000 cycles resistive  |
| Average coil consumption in W          | 1.4 W  |
| Drop-out voltage threshold             | >= 0.1 U <sub>c</sub> DC   |
| Operate time                           | 20 ms at nominal voltage   |
| Release time                           | 20 ms at nominal voltage   |
| Average coil resistance                | 120 Ohm 20 °C +/- 15 %   |
| Rated operational voltage limits       | 9.6...13.2 V DC  |
| Protection category                    | RT I   |
| Test levels                            | Level A  |
| Safety reliability data                | B10d = 100000  |
| Operating position                     | Any position   |

|                     |                        |
|---------------------|------------------------|
| Net Weight          | 0.19 lb(US) (0.086 kg) |
| Device presentation | Complete product       |

## Environment

|                                       |   |
|---------------------------------------|---|
| Dielectric strength                   | 1500 V AC between contacts with micro disconnection<br>2500 V AC between coil and contact with reinforced<br>2000 V AC between poles with basic |
| Product Certifications                | EAC<br>UL<br>CSA  |
| Standards                             | EN/IEC 61810-1<br>UL 508<br>CSA C22.2 No 14   |
| Ambient Air Temperature for Storage   | -40...185 °F (-40...85 °C)  |
| Ambient air temperature for operation | -40...131 °F (-40...55 °C)  |
| Vibration resistance                  | 3 gn +/- 1 mm 10...150 Hz)5 cycles in operation<br>4 gn +/- 1 mm 10...150 Hz)5 cycles not operating   |
| IP degree of protection               | IP40  |
| Shock resistance                      | 10 gn 11 ms) in operation EN/IEC 60068-2-27<br>10 gn 11 ms) not operating EN/IEC 60068-2-27   |
| Pollution degree                      | 2   |

## Ordering and shipping details

|                       |                               |
|-----------------------|-------------------------------|
| Category              | 21127 - ZELIO ICE CUBE RELAYS |
| Discount Schedule     | CP2                           |
| GTIN                  | 3606480627095                 |
| Nbr. of units in pkg. | 1                             |
| Package weight(Lbs)   | 3.20 oz (90.8 g)              |
| Returnability         | Yes                           |
| Country of origin     | CN                            |

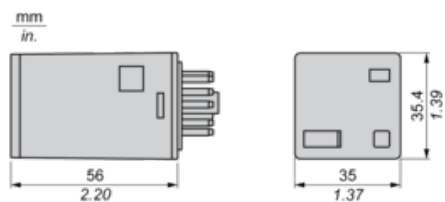
## Packing Units

|                              |                         |
|------------------------------|-------------------------|
| Unit Type of Package 1       | PCE                     |
| Package 1 Height             | 2.72 in (6.9 cm)        |
| Package 1 width              | 1.40 in (3.55 cm)       |
| Package 1 Length             | 1.38 in (3.5 cm)        |
| Unit Type of Package 2       | BB1                     |
| Number of Units in Package 2 | 10                      |
| Package 2 Weight             | 34.64 oz (982 g)        |
| Package 2 Height             | 1.57 in (4 cm)          |
| Package 2 width              | 5.79 in (14.7 cm)       |
| Package 2 Length             | 7.87 in (20 cm)         |
| Unit Type of Package 3       | S02                     |
| Number of Units in Package 3 | 60                      |
| Package 3 Weight             | 14.29 lb(US) (6.482 kg) |
| Package 3 Height             | 5.91 in (15 cm)         |
| Package 3 width              | 11.81 in (30 cm)        |
| Package 3 Length             | 15.75 in (40 cm)        |

## Offer Sustainability

|                            |  |
|----------------------------|--|
| Sustainable offer status   | Green Premium product  |
| California proposition 65  | WARNING: This product can expose you to chemicals including: Nickel compounds, which is known to the State of California to cause cancer, and Di-isodecyl phthalate (DIDP), which is known to the State of California to cause birth defects or other reproductive harm. For more information go to <a href="http://www.P65Warnings.ca.gov">www.P65Warnings.ca.gov</a> |
| REACH Regulation           | <a href="#">REACH Declaration</a>  |
| REACH free of SVHC         | Yes  |
| EU RoHS Directive          | Pro-active compliance (Product out of EU RoHS legal scope) <a href="#">EU RoHS Declaration</a>   |
| Toxic heavy metal free     | Yes  |
| Mercury free               | Yes  |
| RoHS exemption information | <a href="#">Yes</a>  |
| China RoHS Regulation      | <a href="#">China RoHS Declaration</a>   |
| Environmental Disclosure   | <a href="#">Product Environmental Profile</a>  |

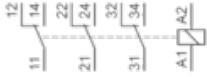
## Dimensions



---

## Wiring Diagram

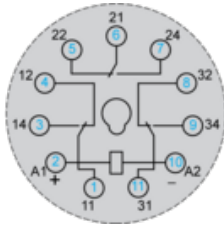
---



---

## Wiring Diagram

---

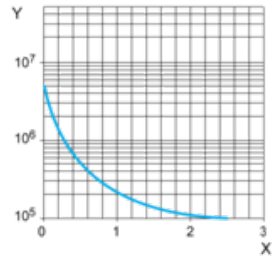


Symbols shown in blue correspond to Nema marking.

Electrical Durability of Contacts

Durability (inductive load) = durability (resistive load) x reduction coefficient.

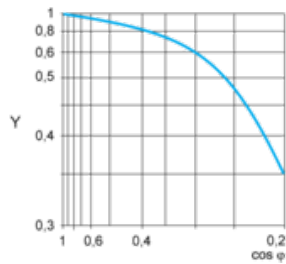
Resistive AC load



X Switching capacity (kVA)

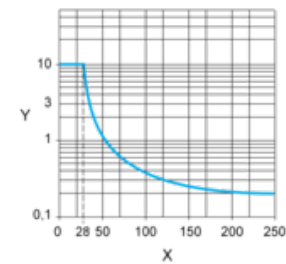
Y Durability (Number of operating cycles)

Reduction coefficient for inductive AC load (depending on power factor  $\cos \phi$ )



Y Reduction coefficient (A)

Maximum switching capacity on resistive DC load



X Voltage DC

Y Current DC

Note : These are typical curves, actual durability depends on load, environment, duty cycle, etc.