



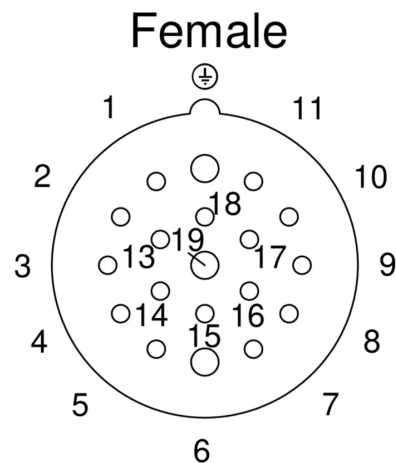
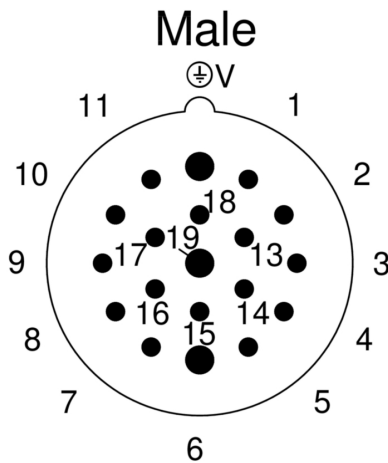
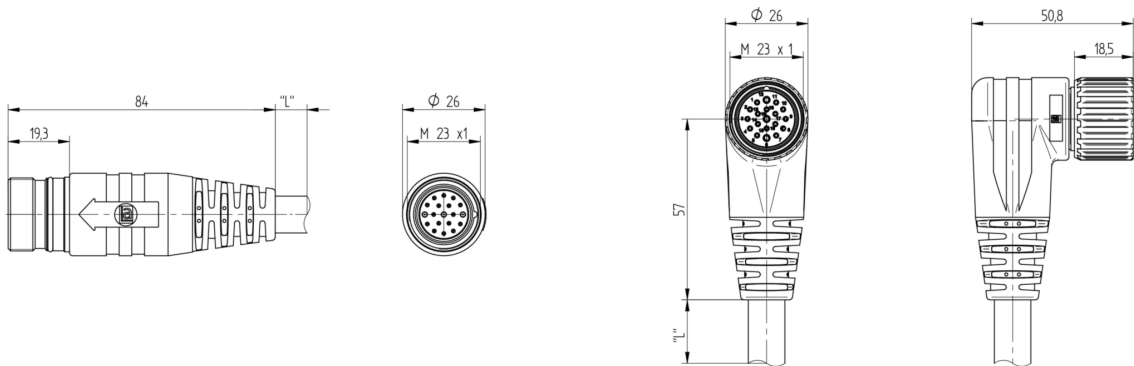
Product: [RSUF 19-RKWU 19-355](#)

M23 Power Double-Ended Cordset: Male straight to female angled, 19-pin, black body, 120 V AC/DC, 16x8 A + 3x10 A; PUR grey cable, 16x0.5 mm² + 3x1.0 mm²

Product Description

M23 Power Double-Ended Cordset: Male straight to female angled, 19-pin, black body, 120 V AC/DC, 16x8 A + 3x10 A; PUR grey cable, 16x0.5 mm² + 3x1.0 mm²

Technical Drawing



Technical Specifications

Face View Side 1

| Pin 1 | Pin 2 | Pin 3 | Pin 4 | Pin 5 | Pin 6 | Pin 7 | Pin 8 | Pin 9 | Pin 10 | Pin 11 | Pin 12 | Pin 13 | Pin 14 | Pin 15 | Pin 16 | Pin 17 | Pin 18 | Pin 19 |
|--------|-------|-------|----------|-------|-------|-----------|-------------|--------------|------------|--------|--------------|--------------|-------------|--------|--------|--------|------------|--------|
| violet | red | grey | red-blue | green | blue | grey-pink | white-green | white-yellow | white-grey | black | green-yellow | yellow-brown | brown-green | white | yellow | pink | grey-brown | brown |

Face View Side 2

| Pin 1 | Pin 2 | Pin 3 | Pin 4 | Pin 5 | Pin 6 | Pin 7 | Pin 8 | Pin 9 | Pin 10 | Pin 11 | Pin 12 | Pin 13 | Pin 14 | Pin 15 | Pin 16 | Pin 17 | Pin 18 | Pin 19 |
|--------|-------|-------|----------|-------|-------|-----------|-------------|--------------|------------|--------|--------------|--------------|-------------|--------|--------|--------|------------|--------|
| violet | red | grey | red-blue | green | blue | grey-pink | white-green | white-yellow | white-grey | black | green-yellow | yellow-brown | brown-green | white | yellow | pink | grey-brown | brown |

Product Description

| | |
|------------------------|--|
| Product Family: | Power Connector |
| Brand: | Lumberg Automation |
| Connector Type: | Cordset, double ended |
| Shielding: | Unshielded |
| Rated Voltage: | 125 V |
| Rated Impulse Voltage: | 1.5 kV |
| Operating Voltage: | 120 V AC/DC |
| Rated Current*: | 16 x 8 A (pin-Ø 1 mm), 3 x 10 A (contact-Ø 1.5 mm) |

Technical Data Side 1

| | |
|--------------------------------------|---|
| Product Sub Family: | M23 Power |
| Type of Contact / Gender: | male |
| Connector Design: | straight |
| Attachment Type: | External thread fixed |
| Number of Pins: | 19 |
| Insulation Resistance: | > 10 ⁹ Ohm |
| Mating Cycles: | ≤ 100 |
| Ambient Temperature (Operation)*: | -25°C to +80°C |
| Protection Degree / IP Rating**: | IP67 |
| Pollution Degree: | 3 acc. to DIN EN 60664-1 (VDE 0110-1) |
| Clearance / Creepage Distance: | acc. to DIN EN 60664-1 (VDE 0110-1) |
| Overvoltage Category: | II acc. to DIN EN 60664-1 (VDE 0110-1) |
| Contact Base Material: | CuZn |
| Contact Plating: | Cu/Au |
| Contact Bearer Material: | PBT |
| Contact Bearer Color: | white |
| Flammability Class (Contact Bearer): | UL 94 V0 |
| Molded Body Material: | TPU |
| Molded Body Color: | black |
| Flammability Class (Molded Body): | UL 94-HB |
| Attachment Material: | CuZn, nickel-plated |
| O-Ring Material: | FKM |
| Note: | Do not connect / disconnect under load. |

Cable Data

| | |
|---|--|
| Cable Number: | 355 |
| Conductor Size: | 16x0.5mm² + 3x1.0 mm² |
| Number of Wires: | 19 |
| Minimal Bending Radius (Fixed Inst): | > 5 x D |
| Minimal Bending Radius (Flexible Inst): | > 10 x D |
| Cycles (Bending): | > 5 M |
| Cycles (Torsion): | > 5 M @ ± 360 °/1 m |
| Conductor material: | Cu |
| Cable Jacket Material: | PUR |
| Cable Jacket Color: | grey |
| Cable Diameter D: | Ø 11.60 ±0.30 mm |
| Wire Insulation Material: | TPE-S |
| Insulated Wire Diameter: | 16x Ø1.60 mm + 3x Ø2.0 mm |
| Ambient Temperature (Fixed Installation): | -50°C to +80°C |
| Ambient Temperature (Flex Installation): | -25°C to +80°C |
| UL Cable Type: | AWM: 20549 |
| Flammability Class (Cable Jacket): | IEC 60332-2 , VDE 0482-265-2-2 , EN 50265-2-2, CSA-FT2; non fire propagating and self-extinguishing |
| Cable Characteristics: | Good microbes and hydrolysis resistance; Mainly plasticizer diffusion free; Exclusion of PVC and silicone; Coldness flexibility; Free of lacquer wetting disturbing substances |

Technical Data Side 2

| | |
|--|---|
| Product Sub Family, Side 2: | M23 Power |
| Type of Contact / Gender, Side 2: | female |
| Connector Design, Side 2: | angled |
| Attachment Type, Side 2: | Coupling Nut |
| Number of Pins, Side 2: | 19 |
| Insulation Resistance, Side 2: | > 10*9 Ohm |
| Mating Cycles, Side 2: | ≤ 100 |
| Ambient Temperature (Operation), Side 2*: | -25°C to +80°C |
| Protection Degree / IP Rating, Side 2**: | IP67 |
| Pollution Degree, Side 2: | 3 acc. to DIN EN 60664-1 (VDE 0110-1) |
| Clearance / Creepage Distance, Side 2: | acc. to DIN EN 60664-1 (VDE 0110-1) |
| Overvoltage Category, Side 2: | II acc. to DIN EN 60664-1 (VDE 0110-1) |
| Contact Base Material, Side 2: | 16 x CuSn/3 x CuZn |
| Contact Plating, Side 2: | Cu/Au |
| Contact Bearer Material, Side 2: | PA 66 |
| Contact Bearer Color, Side 2: | black |
| Flammability Class (Contact Bearer), Side 2: | UL 94-HB |
| Molded Body Material, Side 2: | TPU |
| Molded Body Color, Side 2: | black |
| Flammability Class (Molded Body), Side 2: | UL 94-HB |
| Attachment Material, Side 2: | CuZn, nickel-plated |
| O-Ring Material, Side 2: | FKM |
| Note, Side 2: | Do not connect / disconnect under load. |

Safety & Environmental Compliance

| | |
|-----------------|-----|
| RoHS Compliant: | yes |
|-----------------|-----|

Resistances

| | |
|--------------|---|
| Halogenfree: | DIN EN 50267-2-1, IEC 60754-1, VDE 0482-267-2-1 |
|--------------|---|

Notes

| | |
|-------------------------------------|---|
| Protection Degree / IP Rating Note: | ** only if mounted and locked in combination with Hirschmann / Lumberg Automation connector. |
| Note Derating: | * Notice derating |
| Particularities: | When the connector is unlocked and in risk of pollution the connector has to be covered with a protective cap ≥ IP54. |

Variants

| Item # | Item Description | Cable Length |
|--------|--------------------------|--------------|
| 94806 | RSUF 19-RKWU 19-355/2 M | 2 m |
| 5627 | RSUF 19-RKWU 19-355/3 M | 3 m |
| 94807 | RSUF 19-RKWU 19-355/5 M | 5 m |
| 94808 | RSUF 19-RKWU 19-355/10 M | 10 m |
| 104038 | RSUF 19-RKWU 19-355/15 M | 15 m |
| 107550 | RSUF 19-RKWU 19-355/18 M | 18 m |
| 110002 | RSUF 19-RKWU 19-355/20 M | 20 m |

© 2023 Belden, Inc
All Rights Reserved.

Although Belden makes every reasonable effort to ensure their accuracy at the time of this publication, information and specifications described here in are subject to error or omission and to change without notice, and the listing of such information and specifications does not ensure product availability.

Belden provides the information and specifications herein on an "ASIS" basis, with no representations or warranties, whether express, statutory or implied. In no event will Belden be liable for any damages (including consequential, indirect, incidental, special, punitive, or exemplary damages) whatsoever, even if Belden has been advised of the possibility of such damages, whether in an action under contract, negligence or any other theory, arising out of or in connection with the use, or inability to use, the information or specifications described herein.

All sales of Belden products are subject to Belden's standard terms and conditions of sale.

Belden believes this product to be in compliance with all applicable environmental programs as listed in the data sheet. The information provided is correct to the best of Belden's knowledge, information and belief at the date of its publication. This information is designed only as a general guide for the safe handling, storage, and any other operation of the product itself or the one that it becomes a part of. The Product Disclosure is not to be considered a warranty or quality specification. Regulatory information is for guidance purposes only. Product users are responsible for determining the applicability of legislation and regulations based on their individual usage of the product.