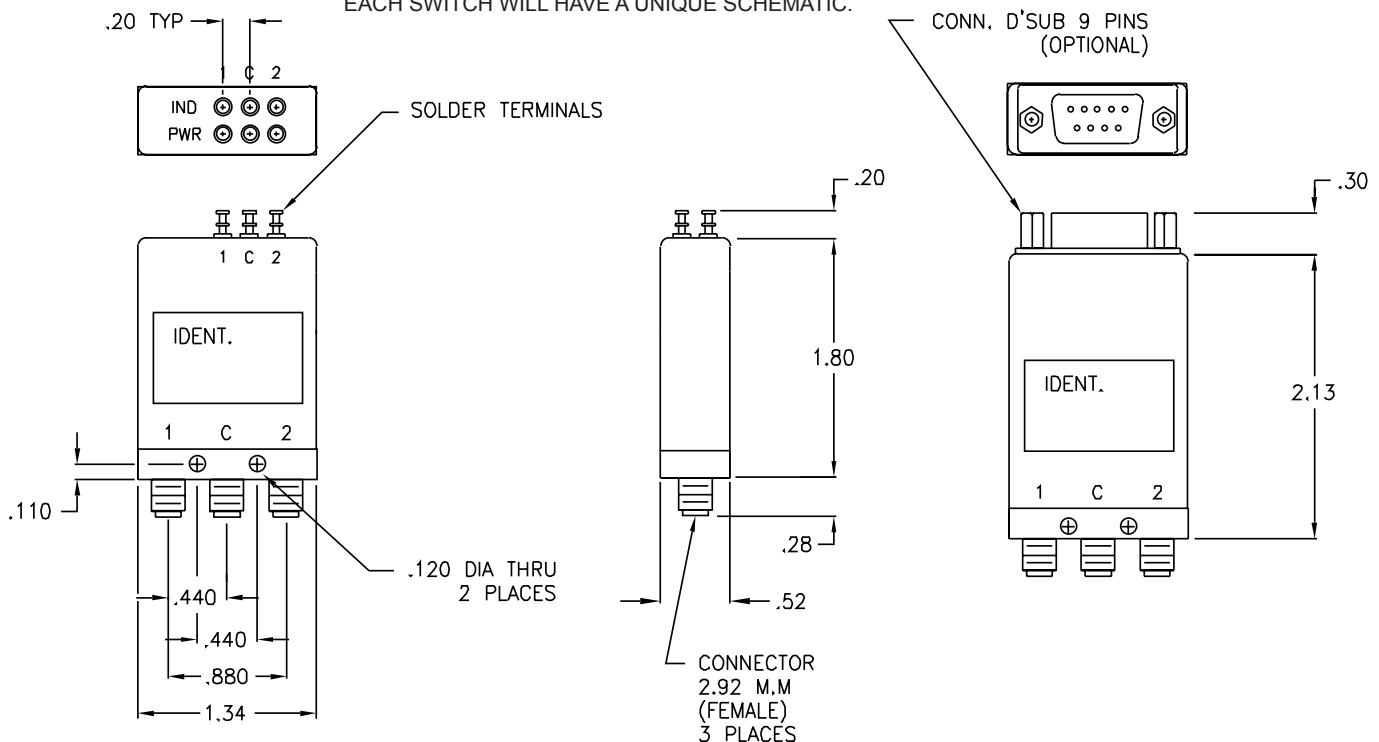


B40 SERIES SPDT DC - 40.0 GHz 2.92 mm

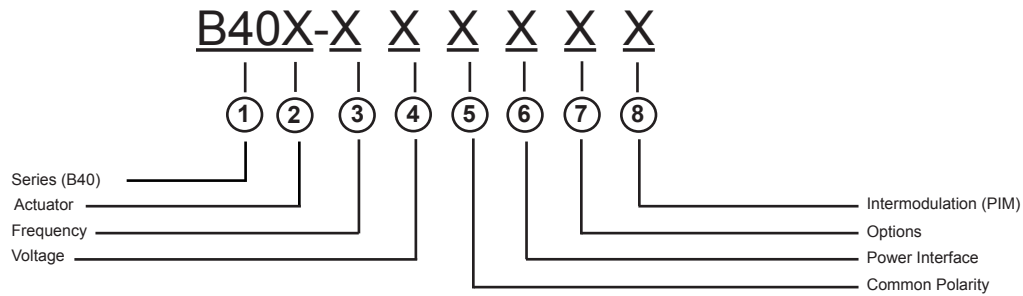


FREQUENCY: GHz	DC - 2.0	2.0 - 6.0	6.0 - 12.4	12.4 - 18.0	18.0 - 26.5	26.5 - 40.0
VSWR (MAX.)	1.20:1	1.30:1	1.40:1	1.50:1	1.60:1	1.60:1
INSERTION LOSS (MAX.)	0.20	0.30	0.40	0.50	0.60	0.60
ISOLATION (MIN.)	90	80	70	60	60	60
IMPEDANCE	50 Ohms					
MECHANICAL						
CONTACT ACTUATOR SWITCHING SPEED	: BREAK BEFORE MAKE : FAILSAFE, LATCHING, MOMENTARY : 20 mSEC MAX.					
ELECTRICAL						
ACTUATOR VOLTAGE ACTUATOR CURRENT POWER HANDLING	: 28.0, 12.0, 15.0, 24.0 Vdc : CONTACT CEI : 200 WCW @ 1.0 GHz					
ENVIRONMENTAL						
OPERATING TEMP SHOCK RANDOM VIBRATION LIFE	: -40 DEG. C TO 85 DEG. C : 50 G's (SAWTOOTH) : 15 G's rms (NON-OPERATING) : 1,000,000 CYCLES					
FINISH						
RF CAVITY ENCLOSURE CONTACT CONNECTOR SHELL NOTE	: ALUMINUM ELECTROLESS NICKEL PLATED : PER MIL-C-26074, CLASS 4 : (EXCEPT LOW OR ULTRA LOW IM MODELS) : ALUMINUM, BLUE OR BLACK : BERYLLIUM COPPER, GOLD PLATED : PER MIL-G-45204 : CRES, PASSIVATED PER QQ-P-35 OR BRASS : FINISH MAY VARY WITH /MS VERSION					
AVAILABLE OPTIONS						
INDICATOR CIRCUITRY SUPPRESSION DIODE TTL LOGIC LOW, ULTRA LOW, AND SUPERIOR INTERMODULATION (PIM)	: CUT OFF POWER CIRCUIT : D'SUB MINIATURE SERIES : BCD DECODER : FINISH MAY VARY WITH /MS VERSION					

NOTE: REFERENCE FOR DIMENSIONS ONLY.
EACH SWITCH WILL HAVE A UNIQUE SCHEMATIC.



B40 SERIES PART NUMBER & ORDERING INFORMATION

**1 - Switch Series**

B40 SPDT 2.92 mm (DC - 40.0 GHz)

2 - Actuator

F	FAILSAFE	R	MOMENTARY
G	FAILSAFE WITH SUPPRESSION DIODE	S	MOMENTARY WITH SUPPRESSION DIODE
H	FAILSAFE WITH INDICATOR	T	MOMENTARY WITH INDICATOR
J	FAILSAFE WITH SUPPRESSION DIODE AND INDICATOR	U	MOMENTARY WITH SUPPRESSION DIODE AND INDICATOR
L	LATCHING	Y	OTHER (SPECIFY)
M	LATCHING WITH SUPPRESSION DIODE		
N	LATCHING WITH INDICATOR		
P	LATCHING WITH SUPPRESSION DIODE AND INDICATOR		

3 - Frequency Bandwidth

A DC - 40.0 GHz
 0 OTHER (SPECIFY)

4 - Voltage

1	10 - 14 Vdc (12.0 NOMINAL)	4	26 - 30 Vdc (28.0 NOMINAL)
2	13 - 17 Vdc (15.0 NOMINAL)	5	OTHER
3	22 - 26 Vdc (24.0 NOMINAL)	0	NOT REQUIRED

5 - Common Polarity

1 POSITIVE (+) COMMON
 2 NEGATIVE (-) OR RETURN Vdc COMMON
 0 NOT REQUIRED

6 - Power Interface

1	SOLDER TERMINAL (TOP OF SWITCH)	5	D' SUB MINIATURE SERIES (TOP OF SWITCH)
		8	OTHER

7 - Options

1	CUT OFF POWER CIRCUIT (LATCHING ONLY)	8	OTHER (SPECIFY)
2	TTL LOGIC	9	CUSTOM (ORDER)
3	CUT OFF PWR CIRCUIT & TTL LOGIC (LATCHING ONLY)	0	NO OTHER OPTIONS REQUIRED
4	BCD TTL DECODER		

8 - Intermodulation

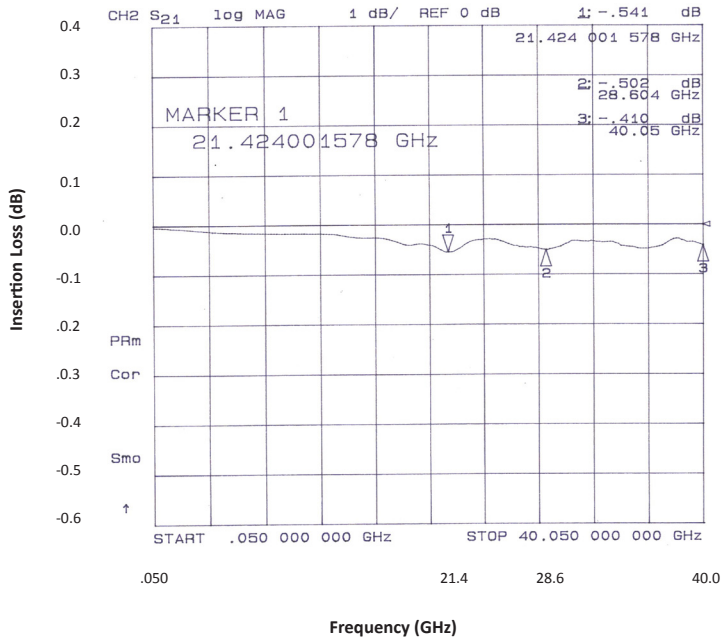
0 STANDARD SWITCH

SPDT - B40 Series

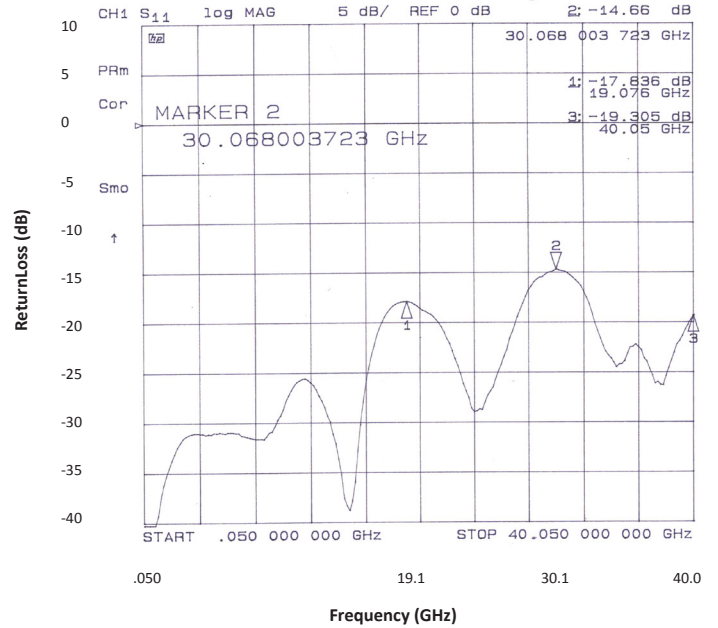
SPDT, DC-40.0 GHz
 Failsafe, Latching, Momentary
 2.92 mm

TYPICAL BROADBAND PERFORMANCE CURVES

Insertion Loss (DC - 40 GHz)



Return Loss (DC - 40 GHz)



Isolation (DC - 40 GHz)

