



FUSELESS LOAD FEEDER REVERSING OPERATION, 400 V AC, S00
0.55 TO 0.80 A 3 KW, 110/120 V AC 50/60 HZ SCREW TERMINAL FOR
60 MM BUSBAR SYSTEMS TYPE OF COORDINATION 2, IQ = 150 KA
(ALSO FULFILLS TYPE OF COORDINATION 1) 1NC (CONTACTOR)









product brand name	SIRIUS
product designation	non-fused load feeders 3RA2
design of the product	reversing starter
manufacturer's article number	
<ul style="list-style-type: none"> • of the supplied contactor • of the supplied circuit-breakers • of the supplied RS assembly kit • of the supplied busbar adapter • of the supplied link module 	3RT2015-1AK62 3RV2011-0HA10 8US1250-5AS10 8US1251-5DS10 3RA1921-1DA00
General technical data	
size of the circuit-breaker	S00
size of load feeder	S00
product extension auxiliary switch	Yes
insulation voltage with degree of pollution 3 at AC rated value	690 V
degree of pollution	3
surge voltage resistance rated value	6 kV
shock resistance according to IEC 60068-2-27	6g / 11 ms
mechanical service life (switching cycles) of contactor typical	30 000 000
type of assignment	2
Substance Prohibitance (Date)	10/01/2009
Ambient conditions	
ambient temperature	
<ul style="list-style-type: none"> • during operation • during storage • during transport 	-20 ... +60 °C -50 ... +80 °C -50 ... +80 °C
Main circuit	
number of poles for main current circuit	3
design of the switching contact	electromechanical
adjustable current response value current of the current-dependent overload release	0.55 ... 0.8 A
operating voltage	
<ul style="list-style-type: none"> • rated value • at AC-3 rated value maximum 	690 V 690 V
operating frequency rated value	50 ... 60 Hz
operational current at AC-3 at 400 V rated value	0.6 A
operating power at AC-3	
<ul style="list-style-type: none"> • at 400 V rated value • at 500 V rated value 	180 W 250 W

<ul style="list-style-type: none"> at 690 V rated value 	250 W	
Control circuit/ Control		
control supply voltage at AC		
<ul style="list-style-type: none"> at 50 Hz rated value at 60 Hz rated value 	110 V 120 V	
apparent holding power of magnet coil at AC	4.2 VA	
Protective and monitoring functions		
trip class	CLASS 10	
design of the overload release	thermal (bimetallic)	
response value current of instantaneous short-circuit trip unit	10.4 A	
Short-circuit protection		
product function short circuit protection	Yes	
design of the short-circuit trip	magnetic	
conditional short-circuit current (I_q)		
<ul style="list-style-type: none"> at 690 V according to IEC 60947-4-1 rated value at 400 V according to IEC 60947-4-1 rated value at 500 V according to IEC 60947-4-1 rated value 	100 000 A 153 000 A 100 000 A	
Installation/ mounting/ dimensions		
mounting position	vertical	
fastening method	for snapping onto 60 mm busbar systems	
height	200 mm	
width	90 mm	
depth	155.1 mm	
required spacing		
<ul style="list-style-type: none"> for grounded parts <ul style="list-style-type: none"> forwards backwards upwards at the side downwards for live parts <ul style="list-style-type: none"> forwards backwards upwards downwards at the side 	0 mm 0 mm 20 mm 9 mm 10 mm 0 mm 0 mm 20 mm 10 mm 9 mm	
Connections/ Terminals		
type of electrical connection for main current circuit	screw-type terminals	
type of connectable conductor cross-sections		
<ul style="list-style-type: none"> for main contacts stranded at AWG cables for main contacts 	0.5 ... 4 mm ² , 2x (0.75 ... 2.5 mm ²) 2x (20 ... 16), only for contactor 2x (18 ... 14), 2x 12	
connectable conductor cross-section for main contacts finely stranded with core end processing	0.5 ... 2.5 mm ²	
Safety related data		
B10 value with high demand rate according to SN 31920	1 000 000	
proportion of dangerous failures with high demand rate according to SN 31920	73 %	
protection class IP on the front according to IEC 60529	IP20	
touch protection on the front according to IEC 60529	finger-safe, for vertical contact from the front	
Certificates/ approvals		
General Product Approval	For use in hazardous locations	Declaration of Conformity



[Confirmation](#)



Declaration of Conformity	Test Certificates		Marine / Shipping		
	Special Test Certificate	Type Test Certificates/Test Report			
Marine / Shipping				other	Railway
				Confirmation	Vibration and Shock

Further information

Information- and Downloadcenter (Catalogs, Brochures,...)

<https://www.siemens.com/ic10>

Industry Mall (Online ordering system)

<https://mall.industry.siemens.com/mall/en/en/Catalog/product?mlfb=3RA2210-0HD15-2AK6>

Cax online generator

<http://support.automation.siemens.com/WW/CAXorder/default.aspx?lang=en&mlfb=3RA2210-0HD15-2AK6>

Service&Support (Manuals, Certificates, Characteristics, FAQs,...)

<https://support.industry.siemens.com/cs/ww/en/ps/3RA2210-0HD15-2AK6>

Image database (product images, 2D dimension drawings, 3D models, device circuit diagrams, EPLAN macros, ...)

http://www.automation.siemens.com/bilddb/cax_de.aspx?mlfb=3RA2210-0HD15-2AK6&lang=en

Characteristic: Tripping characteristics, I²t, Let-through current

<https://support.industry.siemens.com/cs/ww/en/ps/3RA2210-0HD15-2AK6/char>

Further characteristics (e.g. electrical endurance, switching frequency)

<http://www.automation.siemens.com/bilddb/index.aspx?view=Search&mlfb=3RA2210-0HD15-2AK6&objecttype=14&gridview=view1>

last modified:

12/29/2021 