

- 10/100 BaseT for LAN and other Ethernet based applications
- Compliant to IEEE802.3
- Industrial Operating Temp: -40°C to +85°C

Electrical Specifications @ 25°C

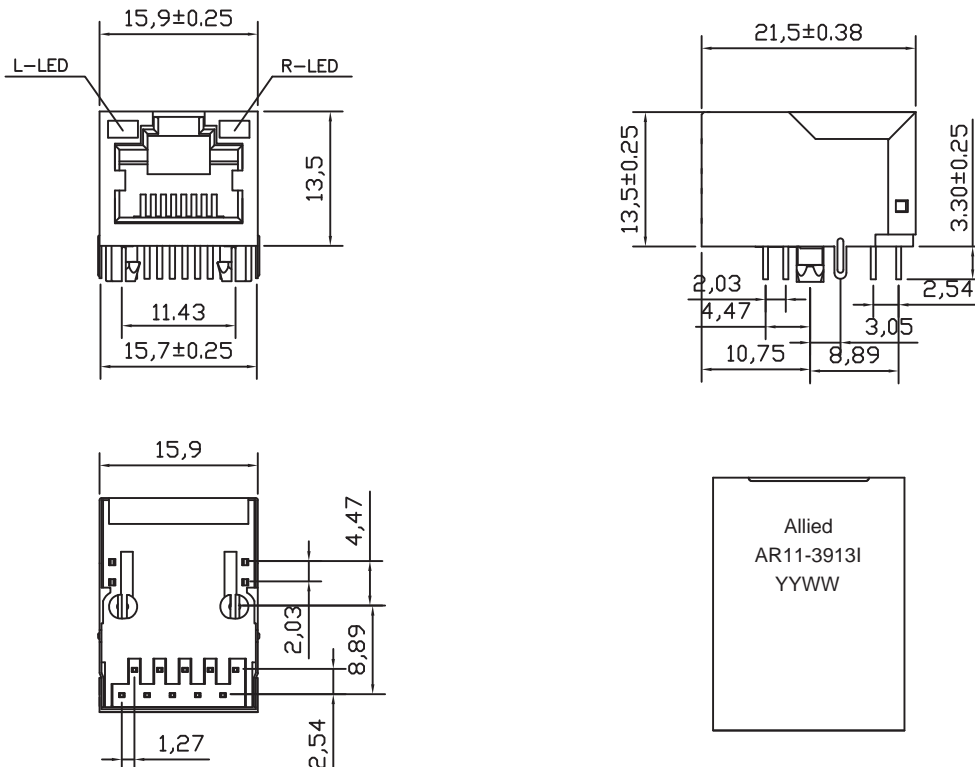
Part Number	OCL(uH Min) @ 100kHz, 0.1V With 8mA DC Bias	Turns Ratio chip: cable (± 2%)	Cross Talk (dB Min)				HI-POT 1.0 mA(V)	
			0.5-10MHz	30MHz	50MHz	100MHz	Without Capacitance	With Capacitance
AR11-3913I	350	1CT:1CT	-50	-40	-35	-30	1500AC	2250DC

Electrical Specifications @ 25°C

Part Number	Insertion Loss (dB Max)		Return Loss (dB Min) @ Load 100 Ohm				CMR (dB Min)	
	1-100MHz	100-125MHz	1-30MHz	30-50MHz	60MHz	60-80MHz	80-100MHz	1-100MHz
AR11-3913I	-1.0	-1.2	-18	-16	-14	-12	-10	-30

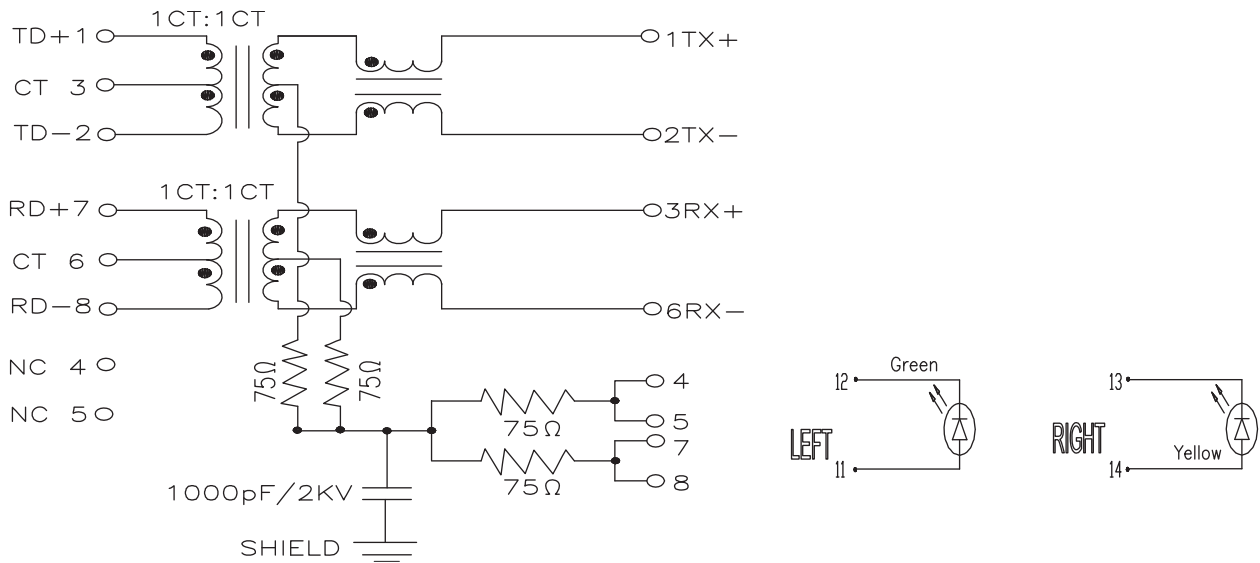
All specifications subject to change without notice.

MECHANICAL

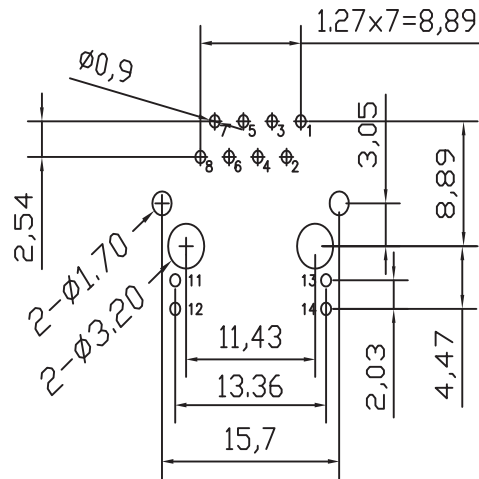




SCHEMATICS



PCB LAYOUT



NOTES

1. Shielded - 0.20mm THICKNESS BRASS C2680 H.
PLATING NICKEL 20u" Min.
2. Housing - Standard Material Nylon66, Glass Filled
Polyester UL94V-0 Standed Color Black.
3. RJ Terminal - Plastic: Nylon66 GF UL94V-0, Standard Color Black.
Pin: 0.35mm Thickness Phos-Bronze C5210 EH.
Plating: Nickel 40u"~60u" for all and Sn 100%
, and Gold Plating 6u".
4. Input Terminal - Plastic: Nylon66, Glass Filled, UL94V-0,
Standard Color Black.
Pin: 0.35mm Thickness SUS430.
Plating: Nickel 40u"~60u" for all and Sn 100%.