

# XS9E111A2L5

Inductive proximity sensors XS, inductive sensor XS9 26x26x13, PBT, Sn10mm, 24 VDC, cable 5 m



## Main

Range of Product	Telemecanique Inductive proximity sensors XS
Series name	Application
Sensor Type	Inductive proximity sensor
Device Application	-
Sensor name	XS9
Sensor design	Flat form 26 x 26 x 13
Size	13 mm
Body type	Fixed
Detector flush mounting acceptance	Flush mountable
Material	Plastic
Enclosure Material	PBT
Type of output signal	Analogue
Wiring Technique	2-wire
[Sn] nominal sensing distance	0.39 in (10 mm)
Output circuit type	DC
Analogue output range	4...20 mA
Electrical connection	Cable
Cable length	16.40 ft (5 m)
[Us] rated supply voltage	24 V DC
IP degree of protection	IP68 double insulation conforming to IEC 60529

## Complementary

Detection face	Frontal
Front material	PBT
Operating zone	0.04...0.39 in (1...10 mm)
Repeat accuracy	<= 3% of Sr
Linearity error	+/- 2 mA
Cable composition	3 x 0.34 mm <sup>2</sup>
Wire insulation material	PvR
Status LED	without
Supply voltage limits	15...36 V DC
Switching frequency	<= 1000 Hz
Current consumption	0...4 mA no-load
Maximum output current drift	10 %
Marking	CE
Depth	0.51 in (13 mm)
Height	1.02 in (26 mm)
Width	1.02 in (26 mm)

The information provided in this documentation contains general descriptions and/or technical characteristics of the performance of the products contained herein. This documentation is not intended as a substitute for and is not to be used for determining suitability or reliability of these products for specific user applications. It is the duty of any such user or integrator to perform the appropriate and complete risk analysis, evaluation and testing of the products with respect to the relevant specific application or use thereof. Neither Schneider Electric Industries SAS nor any of its affiliates or subsidiaries shall be responsible or liable for misuse of the information contained herein.

## Environment

Product Certifications	UL CSA
Ambient Air Temperature for Operation	-13...158 °F (-25...70 °C)
Ambient Air Temperature for Storage	-40...185 °F (-40...85 °C)
Vibration resistance	25 gn +/- 2 mm 10...55 Hz)IEC 60068-2-6
Shock resistance	50 gn 11 ms IEC 60068-2-27

## Ordering and shipping details

Category	22486-SENSORS, PROXIMITY
Discount Schedule	DS2
GTIN	3389110127508
Nbr. of units in pkg.	1
Package weight(Lbs)	6.03 oz (171.0 g)
Returnability	No
Country of origin	FR

## Packing Units

Unit Type of Package 1	PCE
Package 1 Height	5.12 in (13 cm)
Package 1 width	2.60 in (6.6 cm)
Package 1 Length	3.74 in (9.5 cm)
Unit Type of Package 2	S02
Number of Units in Package 2	22
Package 2 Weight	8.96 lb(US) (4.066 kg)
Package 2 Height	5.91 in (15 cm)
Package 2 width	11.81 in (30 cm)
Package 2 Length	15.75 in (40 cm)

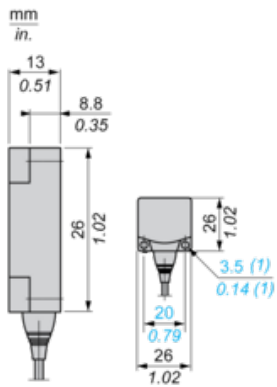
## Offer Sustainability

California proposition 65	WARNING: This product can expose you to chemicals including: Diisononyl phthalate (DINP), which is known to the State of California to cause cancer, and Di-isodecyl phthalate (DIDP), which is known to the State of California to cause birth defects or other reproductive harm. For more information go to <a href="http://www.P65Warnings.ca.gov">www.P65Warnings.ca.gov</a>
REACH Regulation	<a href="#">REACH Declaration</a>
EU RoHS Directive	Pro-active compliance (Product out of EU RoHS legal scope) <a href="#">EU RoHS Declaration</a>
Mercury free	Yes
RoHS exemption information	<a href="#">Yes</a>

## Contractual warranty

Warranty	18 months
----------	-----------

Dimensions



(1) For CHC type screws

---

Setting-up

---

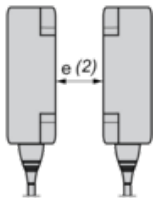
Minimum Mounting Distances (mm)

Side by Side



$$e (1) \geq 30$$

Face to Face



$$e (2) \geq 72$$

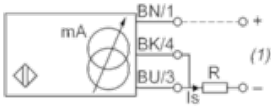
Facing a Metal Object



$$e (3) \geq 30$$

Wiring Schemes

2-Wire Connection



BU : Blue

BN : Brown

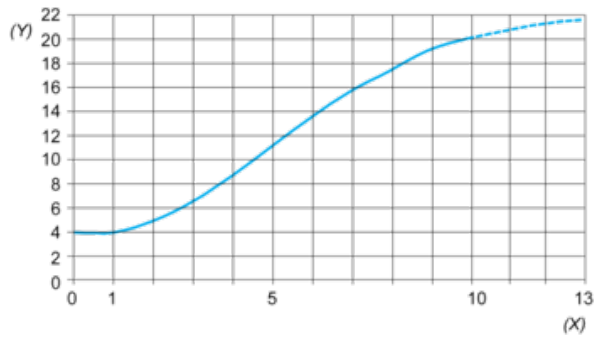
BK : Black

(1) Output current

Ensure a minimum of 10 V between the + (terminal 1) and - (terminal 3) of the sensor

	Output current	Load impedance value
12 V	4...20 mA	$R \leq 8.2 \Omega$
24 V	4...20 mA	$R \leq 470 \Omega$

Output Curves



(Y) Is (mA)

(X) Sensors - object distance (mm)