

DO NOT SCALE FROM THIS PRINT

DESIGNED & DIMENSIONED IN MILLIMETERS [INCHES]

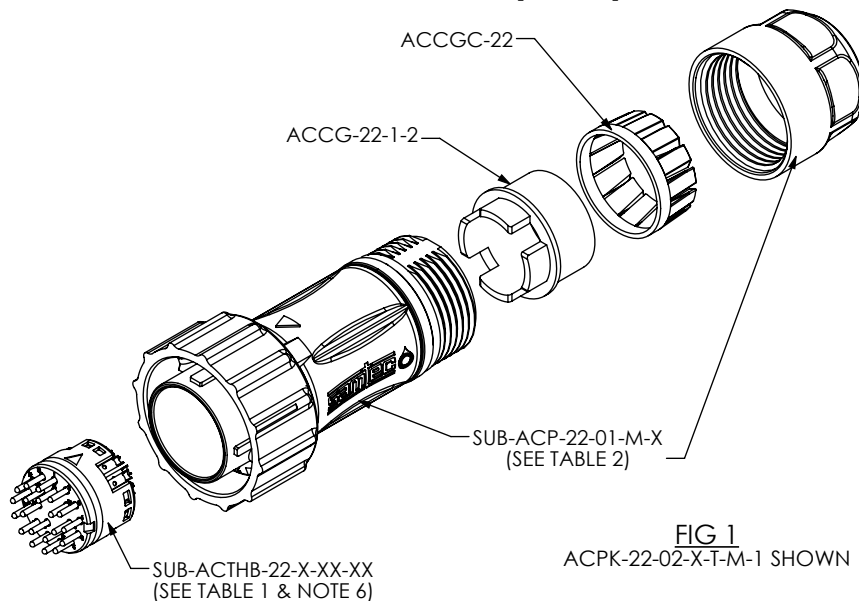


FIG 1  
ACPK-22-02-X-T-M-1 SHOWN

ACPK-22-XX-X-X-M-X

PLUG KIT

SIZE

KEY FEATURE

- (SEE NOTE 2, SEE SHT. 4)
- 1: ORANGE
- 2: GREEN
- 3: BLUE
- 4: YELLOW

STYLE

-M: METAL

GENDER

- T: TERMINAL
- S: SOCKET

PLATING

- G: 10µ" GOLD ON CONTACT
- H: 30µ" GOLD ON CONTACT

LEAD STYLE

- 01: 30 POS (1.0 TERM/SKT), 20 - 24 AWG
- 02: 20 POS (1.0 TERM/SKT), 20 - 24 AWG
- 03: 8 POS PWR (1.5 TERM/SKT), 14 - 18 AWG
- \* -04: 6 POS (COAX PLUG/JACK), CCA-316
- 05: 20 POS COMBO (4 X 1.5 TERM/SKT, 14 - 18 AWG) (16 X 1.0 TERM/SKT, 20 - 24 AWG)
- \* -06: 16 POS COMBO (4 X COAX PLUG/JACK, CCA-316) (12 X 1.0 TERM/SKT, 20 -24 AWG)

\* = NOT RELEASED FOR PRODUCTION

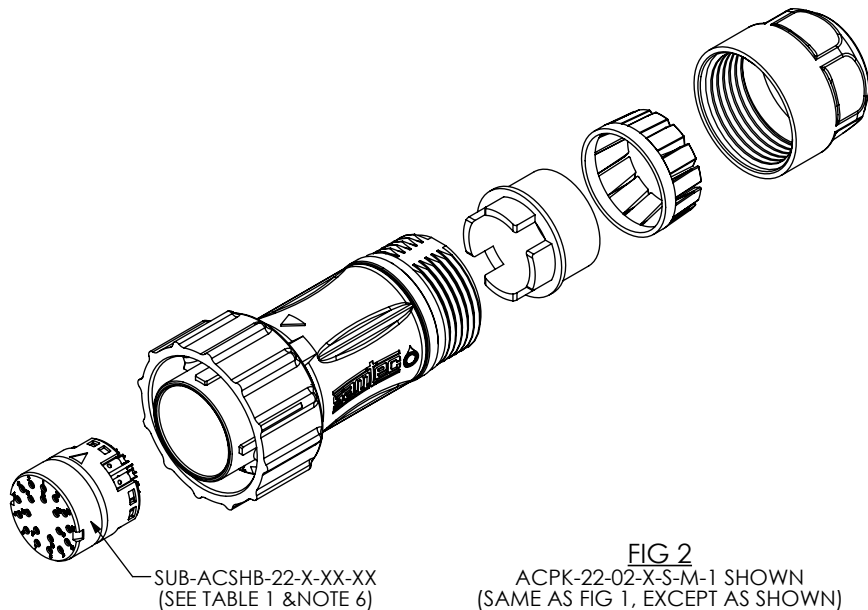


FIG 2  
ACPK-22-02-X-S-M-1 SHOWN  
(SAME AS FIG 1, EXCEPT AS SHOWN)

NOTES:

1. KIT COMPONENTS TO BE PACKAGED IN BAGS PER PACKAGING STANDARD CO-RF-WI-3001-M.
2. KEY FEATURE DETERMINES COLOR OF KEY RING AND DUSTCAP LANYARD IF APPLICABLE.
3. REFER TO DCA-ACP-22-M-X PRINT FOR DUST CAP.
4. TORQUE SPECIFICATION FOR CABLE NUT: 1.1Nm [10.00 IN-LB] - 1.7Nm [15.00 IN-LB].
5. CABLE DIAMETER SPECIFICATION: 8.38[.330] - 14.22[.560].
6. RECOMMENDED INSERTION TOOL: CAT-AC-22-M.
7. NOTE DELETED.

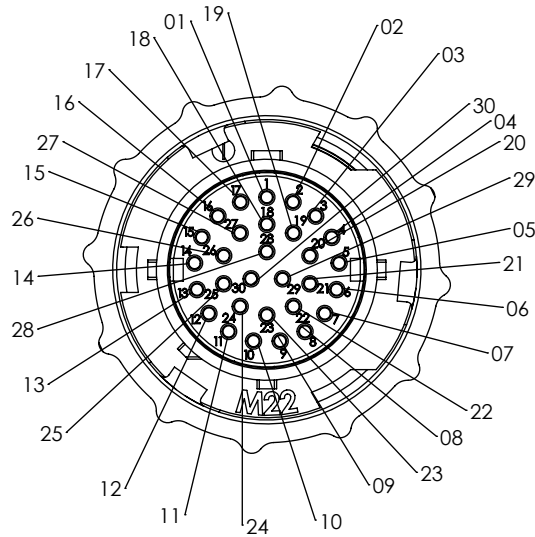
TABLE 2	
KEY FEATURE	SUB-ACP-22-XX-M-X
-1	SUB-ACP-22-01-M-1
-2	SUB-ACP-22-01-M-2
-3	SUB-ACP-22-01-M-3
-4	SUB-ACP-22-01-M-4

TABLE 1					
LEAD STYLES	GENDER	SUB-ASSEMBLY/HOLDER BODY PART #		COAX PLUG/JACK PART #	
		PLATING			
		-G	-H	AC-X-C-H-ST-CA1	QTY
-01	-T	SUB-ACTHB-22-G-01	SUB-ACTHB-22-H-01	NA	
-02	-T	SUB-ACTHB-22-G-02	SUB-ACTHB-22-H-02	NA	
-03	-T	SUB-ACTHB-22-G-03	SUB-ACTHB-22-H-03	NA	
* -04	-T	ACTHB-22-6	ACTHB-22-6	AC-P-C-H-ST-CA1	6
-05	-T	SUB-ACTHB-22-G-05	SUB-ACTHB-22-H-05	NA	
* -06	-T	SUB-ACTHB-22-G-06	SUB-ACTHB-22-H-06	AC-P-C-H-ST-CA1	4
-01	-S	SUB-ACSHB-22-G-01	SUB-ACSHB-22-H-01	NA	
-02	-S	SUB-ACSHB-22-G-02	SUB-ACSHB-22-H-02	NA	
-03	-S	SUB-ACSHB-22-G-03	SUB-ACSHB-22-H-03	NA	
* -04	-S	ACSHB-22-6	ACSHB-22-6	AC-J-C-H-ST-CA1	6
-05	-S	SUB-ACSHB-22-G-05	SUB-ACSHB-22-H-05	NA	
* -06	-S	SUB-ACSHB-22-G-06	SUB-ACSHB-22-H-06	AC-J-C-H-ST-CA1	4

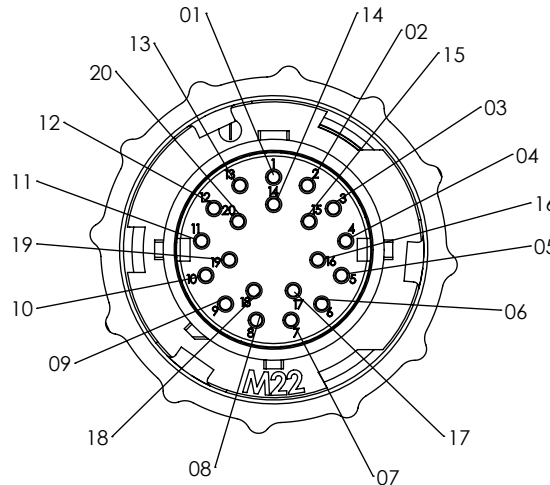
<p>UNLESS OTHERWISE SPECIFIED, DIMENSIONS ARE IN MILLIMETERS. TOLERANCES ARE:</p> <p>DECIMALS ANGLES</p> <p>X.X: ±0.3 [.01] 2°</p> <p>X.XX: ±0.13 [.005]</p> <p>X.XXX: ±0.051 [.0020]</p>	<p>PROPRIETARY NOTE</p> <p>THIS DOCUMENT CONTAINS CONFIDENTIAL AND PROPRIETARY INFORMATION AND ALL DESIGN, MANUFACTURING, REPRODUCTION, USE, PATENT RIGHTS AND SALES RIGHTS ARE EXPRESSLY RESERVED BY SAMTEC, INC. THIS DOCUMENT SHALL NOT BE DISCLOSED, IN WHOLE OR PART, TO ANY UNAUTHORIZED PERSON OR ENTITY NOR REPRODUCED, TRANSFERRED OR INCORPORATED IN ANY OTHER PRODUCT IN ANY MANNER WITHOUT THE EXPRESS WRITTEN CONSENT OF SAMTEC, INC.</p>	<p>520 PARK EAST BLVD, NEW ALBANY, IN 47150 PHONE: 812-944-6733 FAX: 812-948-5047 e-Mail: info@SAMTEC.com code 53322</p>

-T END OPTIONS

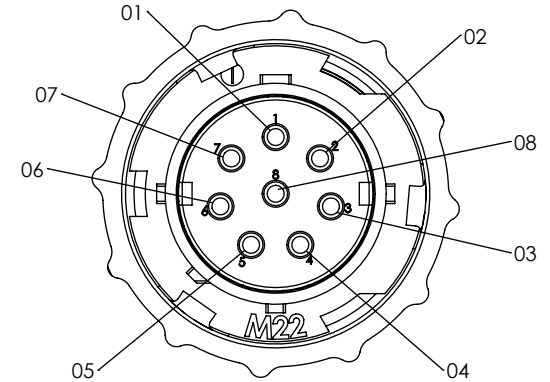
-01: 30 POS  
Ø 1.0 TERMINALS



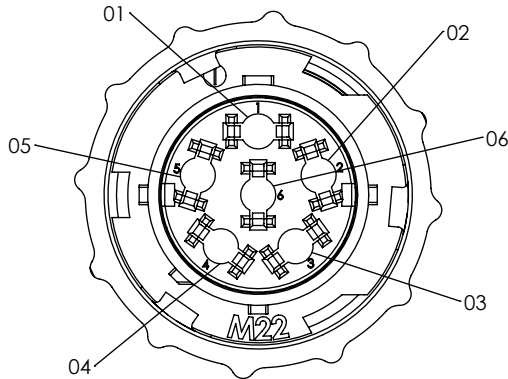
-02: 20 POS  
Ø 1.0 TERMINALS



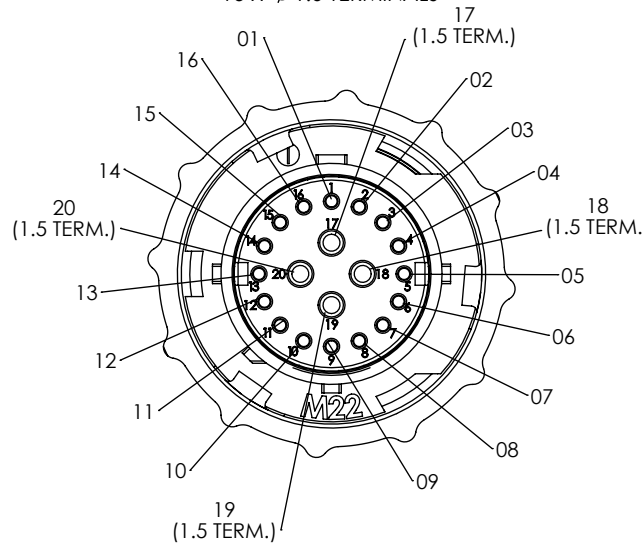
-03: 8 POS  
Ø 1.5 TERMINALS



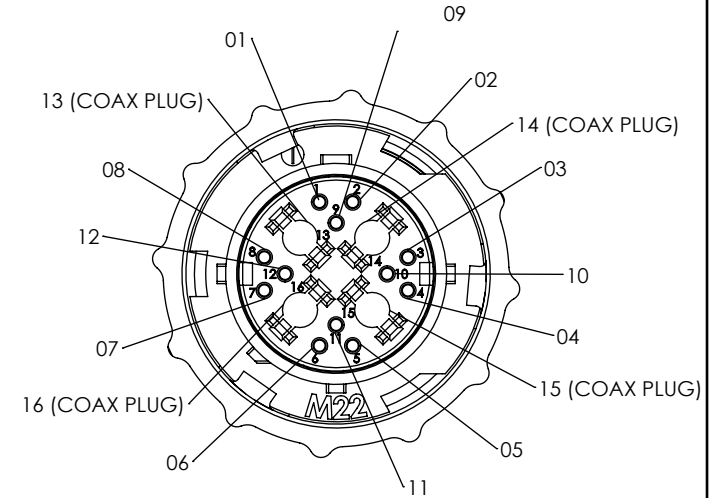
\*-04: 6 POS  
COAX PLUG



-05: 20 POS COMBO  
4 X Ø 1.5 TERMINALS  
16 X Ø 1.0 TERMINALS



\*-06: 16 POS COMBO  
4 X COAX PLUG  
12 X Ø 1.0 TERMINALS



\* = NOT RELEASED FOR PRODUCTION

**PROPRIETARY NOTE**  
THIS DOCUMENT CONTAINS CONFIDENTIAL AND PROPRIETARY INFORMATION AND ALL DESIGN, MANUFACTURING, REPRODUCTION, USE, PATENT RIGHTS AND SALES RIGHTS ARE EXPRESSLY RESERVED BY SAMTEC, INC. THIS DOCUMENT SHALL NOT BE DISCLOSED, IN WHOLE OR PART, TO ANY UNAUTHORIZED PERSON OR ENTITY NOR REPRODUCED, TRANSFERRED OR INCORPORATED IN ANY OTHER PROJECT IN ANY MANNER WITHOUT THE EXPRESS WRITTEN CONSENT OF SAMTEC, INC.

DO NOT SCALE DRAWING

SHEET SCALE: 3:2

**samtec**

520 PARK EAST BLVD. NEW ALBANY, IN 47150  
PHONE: 812-944-6733 FAX: 812-948-5047  
e-Mail info@SAMTEC.com code 55322

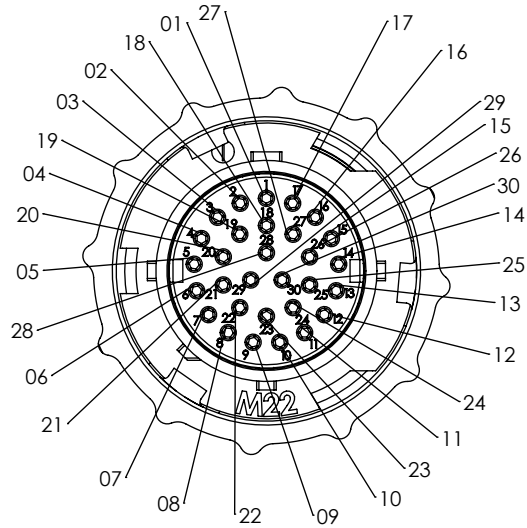
DESCRIPTION: ACCLIMATE CIRC. FIELD TERM. KIT

DWG. NO. ACPK-22-XX-X-X-M-X

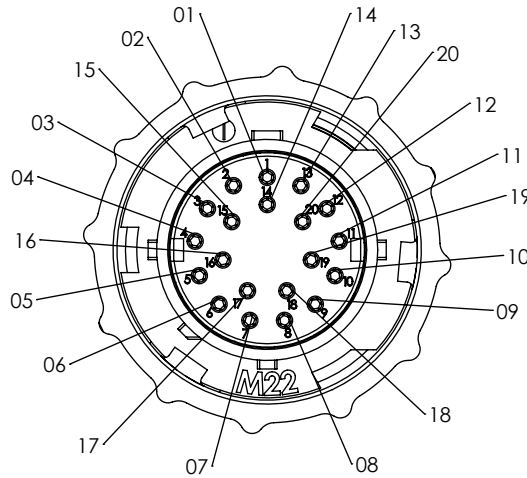
BY: ROY LUO 6/17/2011 SHEET 2 OF 4

-S END OPTIONS

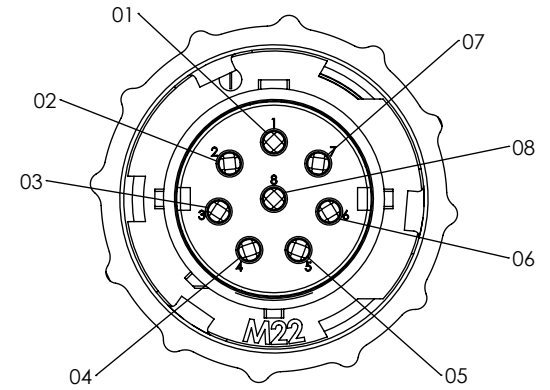
-01: 30 POS  
Ø 1.0 SOCKETS



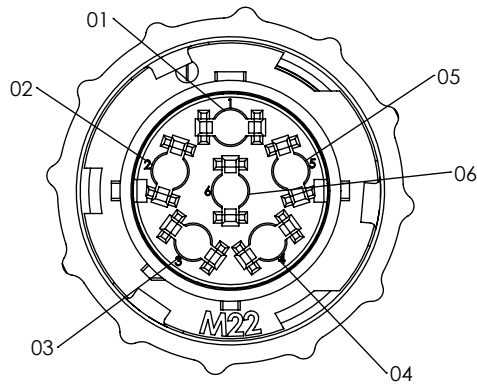
-02: 20 POS  
Ø 1.0 SOCKETS



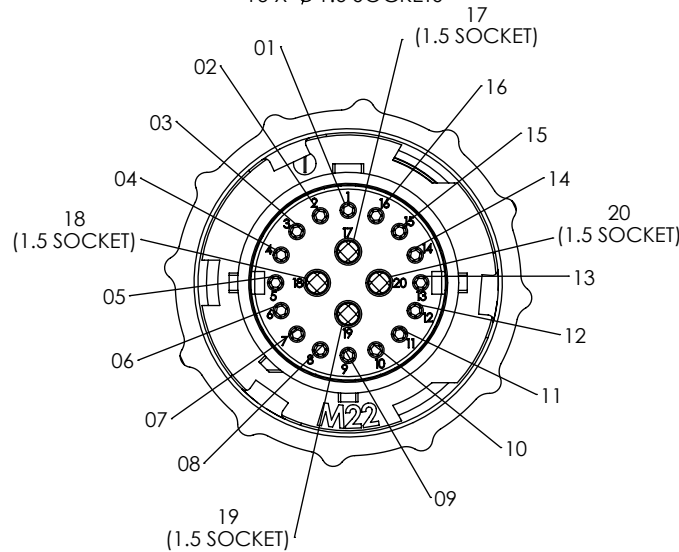
-03: 8 POS  
Ø 1.5 SOCKETS



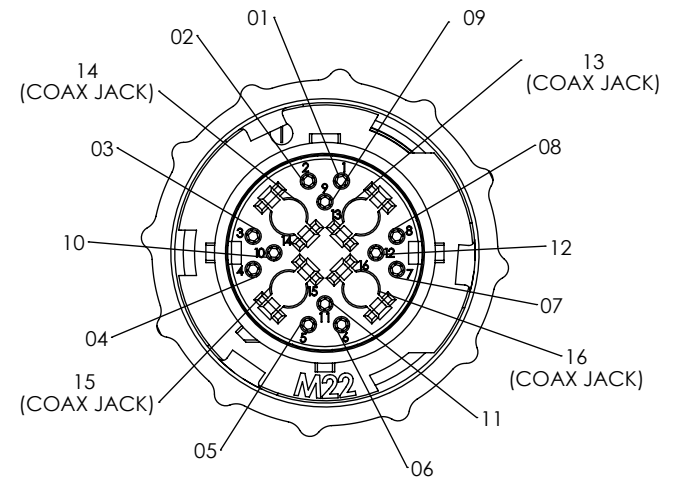
\*-04: 6 POS  
COAX JACK



-05: 20 POS COMBO  
4 X Ø 1.5 SOCKETS  
16 X Ø 1.0 SOCKETS



\*-06: 16 POS COMBO  
4 X COAX JACK  
12 X Ø 1.0 SOCKETS



\* = NOT RELEASED FOR PRODUCTION

**PROPRIETARY NOTE**  
THIS DOCUMENT CONTAINS CONFIDENTIAL AND PROPRIETARY INFORMATION AND ALL DESIGN, MANUFACTURING, REPRODUCTION, USE, PATENT RIGHTS AND SALES RIGHTS ARE EXPRESSLY RESERVED BY SAMTEC, INC. THIS DOCUMENT SHALL NOT BE DISCLOSED, IN WHOLE OR PART, TO ANY UNAUTHORIZED PERSON OR ENTITY NOR REPRODUCED, TRANSFERRED OR INCORPORATED IN ANY OTHER PROJECT IN ANY MANNER WITHOUT THE EXPRESS WRITTEN CONSENT OF SAMTEC, INC.

DO NOT SCALE DRAWING

SHEET SCALE: 3:2

**samtec**

520 PARK EAST BLVD, NEW ALBANY, IN 47150  
PHONE: 812-944-6733 FAX: 812-948-5047  
e-Mail info@SAMTEC.com code 55322

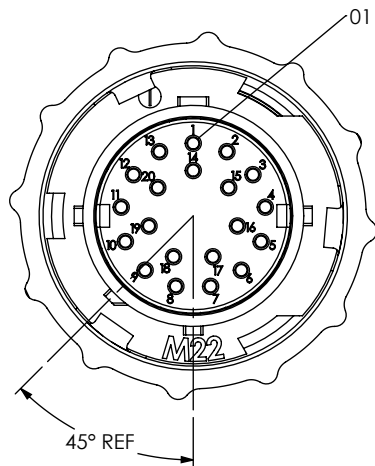
DESCRIPTION: ACCLIMATE CIRC. FIELD TERM. KIT

DWG. NO. ACPK-22-XX-X-X-M-X

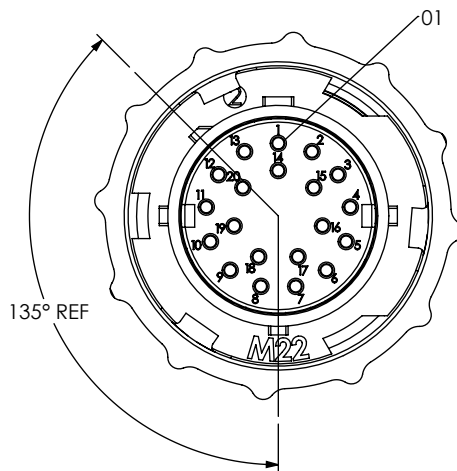
BY: ROY LUO 6/17/2011 SHEET 3 OF 4

KEY FEATURE  
(SEE NOTE 2)

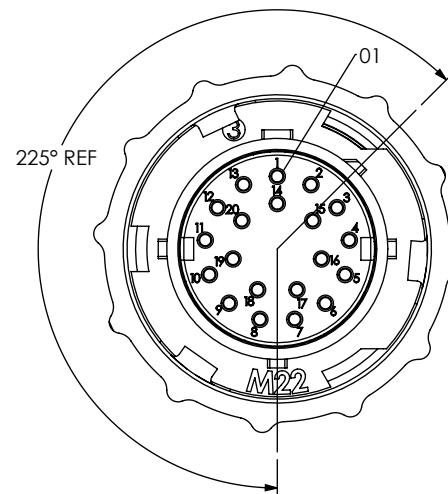
-1  
ORANGE KEY RING



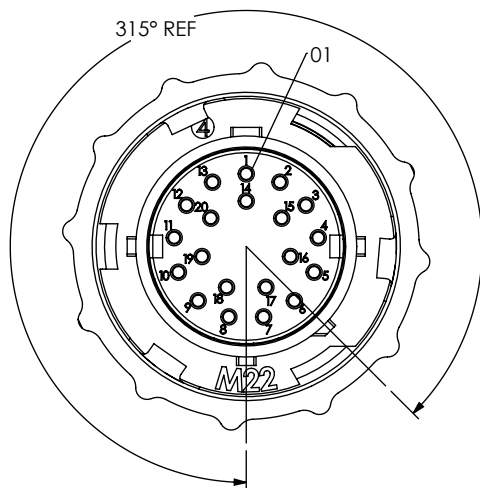
-2  
GREEN KEY RING



-3  
BLUE KEY RING



-4  
YELLOW KEY RING



**PROPRIETARY NOTE**  
THIS DOCUMENT CONTAINS CONFIDENTIAL AND PROPRIETARY INFORMATION AND ALL DESIGN, MANUFACTURING, REPRODUCTION, USE, PATENT RIGHTS AND SALES RIGHTS ARE EXPRESSLY RESERVED BY SAMTEC, INC. THIS DOCUMENT SHALL NOT BE DISCLOSED, IN WHOLE OR PART, TO ANY UNAUTHORIZED PERSON OR ENTITY NOR REPRODUCED, TRANSFERRED OR INCORPORATED IN ANY OTHER PROJECT IN ANY MANNER WITHOUT THE EXPRESS WRITTEN CONSENT OF SAMTEC, INC.

DO NOT SCALE DRAWING

SHEET SCALE: 1.5:1

**samtec**

520 PARK EAST BLVD, NEW ALBANY, IN 47150  
PHONE: 812-944-6733 FAX: 812-948-5047  
e-Mail info@SAMTEC.com code 55322

DESCRIPTION: ACCLIMATE CIRC. FIELD TERM. KIT

DWG. NO. ACPK-22-XX-X-X-M-X

BY: ROY LUO 6/17/2011 SHEET 4 OF 4