



## Main

Range of Product	Harmony XB7
Product or Component Type	Push-button
Device short name	XB7
Mounting diameter	0.87 in (22 mm)
Sale per indivisible quantity	10
IP degree of protection	IP20 IEC 60529 rear face) IP65 IEC 60529 front face)
Shape of signaling unit head	Round
Type of operator	Spring return
Operator profile	White flush, up arrow black)
Contacts type and composition	1 NO
Connections - terminals	Screw clamp terminals, $\leq 2 \times 1.5 \text{ mm}^2$ with cable end EN/IEC 60947-1 Screw clamp terminals, $1 \times 0.34 \dots 2 \times 2.5 \text{ mm}^2$ without cable end EN/IEC 60947-1
Device presentation	Monolithic product

## Complementary

CAD overall width	1.14 in (29 mm)
CAD overall height	1.14 in (29 mm)
CAD overall depth	2.03 in (51.5 mm)
Terminals description ISO n°1	(13-14)NO
Net Weight	0.05 lb(US) (0.021 kg)
Device mounting	Fixing hole 0.89 in (22.5 mm) 22.3 +0.4/0 EN/IEC 60947-1
Fixing center	$\geq 30 \times 40 \text{ mm}$ support panel) metal 0.04...0.24 in (1...6 mm) $\geq 30 \times 40 \text{ mm}$ support panel) plastic 0.08...0.24 in (2...6 mm)
Fixing mode	Fixing nut beneath head 17.70...21.24 lbf.in (2...2.4 N.m)
Contact operation	Slow-break
Positive opening	With (only NO)
Mechanical durability	1000000 cycles
Tightening torque	7.08...10.62 lbf.in (0.8...1.2 N.m) EN 60947-1
Shape of screw head	Cross JIS No 1 Cross Philips no 1 Cross pozidriv No 1 Slotted flat Ø 4 mm Slotted flat Ø 5.5 mm
Short-circuit protection	4 A cartridge fuse gG EN/IEC 60947-5-1
[Ui] rated insulation voltage	250 V 3)EN/IEC 60947-1
[Uimp] rated impulse withstand voltage	4 kV EN/IEC 60947-1
[Ie] rated operational current	0.1 A 250 V, DC-13, R300 EN/IEC 60947-5-1 0.22 A 125 V, DC-13, R300 EN/IEC 60947-5-1 0.3 A 240 V, AC-14, D300 EN/IEC 60947-5-1 0.6 A 120 V, AC-14, D300 EN/IEC 60947-5-1

Electrical durability	1000000 Cycles, DC-13, 0.3 A 24 V 216000 cyc/mn 0.5 EN/IEC 60947-5-1 appendix C 1000000 Cycles, AC-15, 0.03 A 230 V 216000 cyc/mn 0.5 EN/IEC 60947-5-1 appendix C 1000000 cycles, AC-15, 0.09 A 240 V 108000 cyc/mn 0.5 EN/IEC 60947-5-1 appendix C
Electrical reliability	$\Lambda \leq 10 \exp(-6)$ 17 V, 5 mA EN/IEC 60947-5-4

## Environment

Protective treatment	TH
Ambient Air Temperature for Storage	-40...158 °F (-40...70 °C)
Ambient air temperature for operation	-13...158 °F (-25...70 °C)
Overvoltage category	Class II IEC 61140
NEMA degree of protection	NEMA 12 UL 50 E NEMA 3 UL 50 E
Standards	JIS C8201-5-1 EN/IEC 60947-5-1 UL 508 CSA C22.2 No 14 EN/IEC 60947-1 JIS C8201-1
Product Certifications	CCC GOST
Vibration resistance	5 gn 2...500 Hz)IEC 60068-2-6
Shock resistance	50 gn 11 ms) half sine wave acceleration IEC 60068-2-27 30 gn 18 ms) half sine wave acceleration IEC 60068-2-27

## Ordering and shipping details

Category	22464 - PUSHBUTTONS, XB7-22MM
Discount Schedule	CS2
GTIN	3606480469794
Nbr. of units in pkg.	1
Package weight(Lbs)	0.71 oz (20 g)
Returnability	No
Country of origin	ID

## Packing Units

Unit Type of Package 1	PCE
Package 1 Height	3.15 in (8 cm)
Package 1 width	1.97 in (5 cm)
Package 1 Length	5.91 in (15 cm)

## Offer Sustainability

Sustainable offer status	Green Premium product
California proposition 65	WARNING: This product can expose you to chemicals including: Di-isodecyl phthalate (DIDP), which is known to the State of California to cause birth defects or other reproductive harm. For more information go to <a href="http://www.P65Warnings.ca.gov">www.P65Warnings.ca.gov</a>
REACH Regulation	<a href="#">REACH Declaration</a>
EU RoHS Directive	Pro-active compliance (Product out of EU RoHS legal scope) <a href="#">EU RoHS Declaration</a>
Toxic heavy metal free	Yes
Mercury free	Yes
RoHS exemption information	<a href="#">Yes</a>
China RoHS Regulation	<a href="#">China RoHS Declaration</a>
Environmental Disclosure	<a href="#">Product Environmental Profile</a>
Circularity Profile	<a href="#">End Of Life Information</a>
WEEE	The product must be disposed on European Union markets following specific waste collection and never end up in rubbish bins.

## Contractual warranty

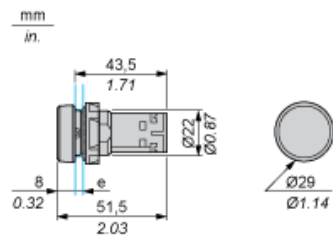
---

Warranty	18 months
----------	-----------

---

Pushbutton, Flush Type

Dimensions



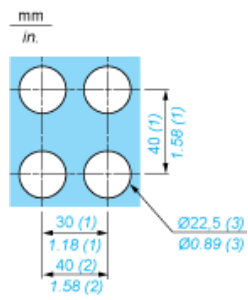
e Support panel thickness: 1 to 6 mm/0.4 to 0.24 in. (metal), 2 to 6 mm/0.8 to 0.24 in. (plastic).

---

## Mounting

---

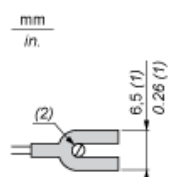
### Diameter of Finished Fixing Holes



- (1) Minimum value.
- (2) 40 mm/1.58 in. for Emergency switching off pushbutton only.
- (3) Standard value:  $\varnothing 22.3$  (0; + 0.4) mm/ $\varnothing 0.88$  (0; + 0.02) in.

### “U” Type Tag Connection

---



- (1) 6.5 mm/0.26 in. recommended, 7 mm/0.28 in. max.
- (2) M3 screw clamp terminal.

---

Wiring Diagram

---

