

CONSTANT VOLTAGE KEY PROGRAMMABLE LED DRIVER CASE: XWV METAL SIDE LEAD



GENERAL INFORMATION

| | |
|---------------------------------|--|
| LED Drive Type | Key Programmable Constant Voltage, Class 2 |
| Input Voltage | 120-277 (+/-10%) |
| Input Frequency | 50/60Hz |
| Programming Method | V-LOC Keys |
| Dimming Control | 0-10V, TOUCH Dimmer* |
| Dimming Range | Dims to Off |
| Power Factor @ Full Load | >0.95% |
| Efficiency @ Full Load | Up to 90% |
| Start-Up Time | <500ms** |
| Line Regulation | <3% |
| Load Regulation (Max Load) | <3% |
| Output Overload Protection | Yes, Latch Mode*** |
| Output Short-Circuit Protection | Yes, Latch Mode*** |
| Over Temperature Protection | Yes, Latch Mode*** |
| EMI Compliance | FCC Part 15 Class B |

* TOUCH Dimmer sold separately

** Complies with ENERGY STAR[®] and CA Title 24 Specifications

*** Power cycle required

ENVIRONMENTAL SPECIFICATIONS

| | |
|---------------------------|----------------------------------|
| Minimum Operating Temp. | -30°C |
| Maximum Case Temp. | 77.5°C |
| Maximum Storage Temp. | 70°C |
| Maximum Relative Humidity | 85% non-condensing |
| Transient Protection | NEMA SSL1-2010 Non-Roadway 2.5kV |
| UL Environment Rating | Dry & Damp |
| Sound Rating | Class A |

APPROVALS



ICES-005 (B)/NMB 005 (B)

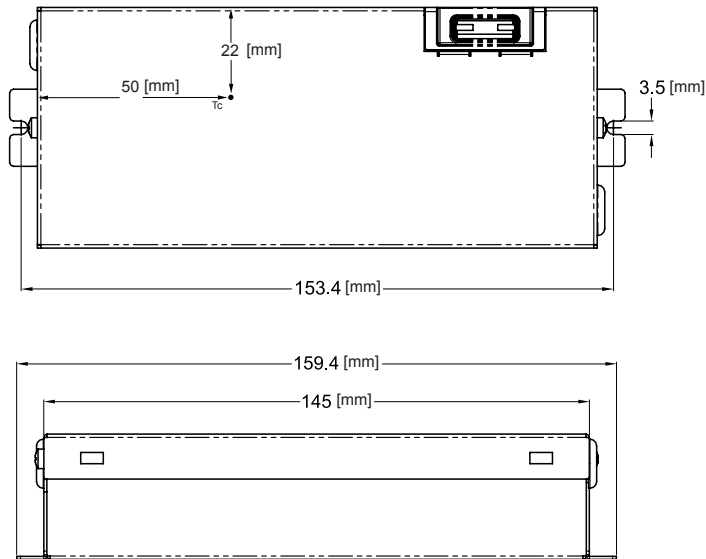
WARRANTY

- 5 year limited warranty

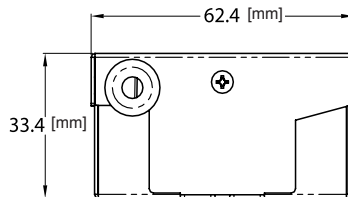
ELECTRICAL SPECIFICATIONS

| Max. Power (W) | Output Voltage (VDC) | Output Current (A) | THD @ Full Load (120/277V) | Input Current (A)(120/277V) | Part Number |
|----------------|----------------------|--------------------|----------------------------|-----------------------------|-------------------|
| 40W | 12 - 48 | 3.3 - 0.833 | <10%/<20% | 0.41/0.19 | XWV40-1248Z-UNV-I |
| 60W | 12 - 48 | 5.0 - 1.25 | <10%/<20% | 0.74/0.31 | XWV60-1248Z-UNV-I |
| 96W | 24 - 48 | 4.0 - 2 | <10%/<20% | 1.1/0.46 | XWV96-2448Z-UNV-I |

SIZING INFORMATION



Always confirm fit with a physical sample. Specifications subject to change without notice.



WIRING INFORMATION

| | |
|----------------|---|
| Input | 6" # 18AWG Black (L), White (N), Green (G) |
| Output | 6" # 18AWG Red (+), Black/White (-) |
| Dimming | 6" # 24AWG Purple (+), Grey (-) |

PACKAGING INFORMATION

| | |
|-----------------|--------------|
| Weight | 0.57 lbs |
| Quantity | 30 pc/carton |

KEY SELECTOR GUIDE

Hatch V-LOC Technology enables quick and easy setting of driver output voltage with the simple click of a key. Select the appropriate V-LOC key for the desired output voltage and click it into the driver. The keys are **interchangeable** across the Hatch V-LOC constant voltage LED Driver product family.

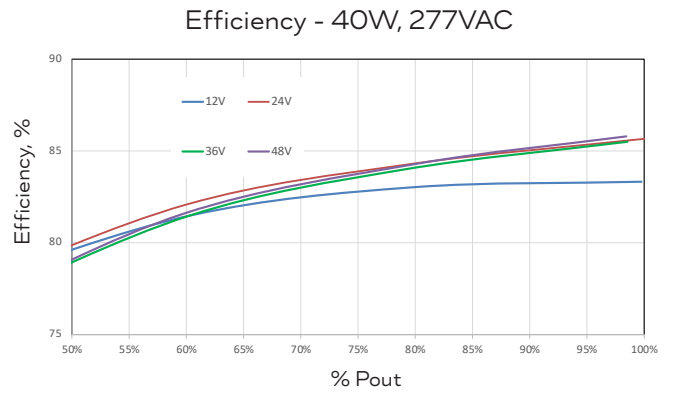
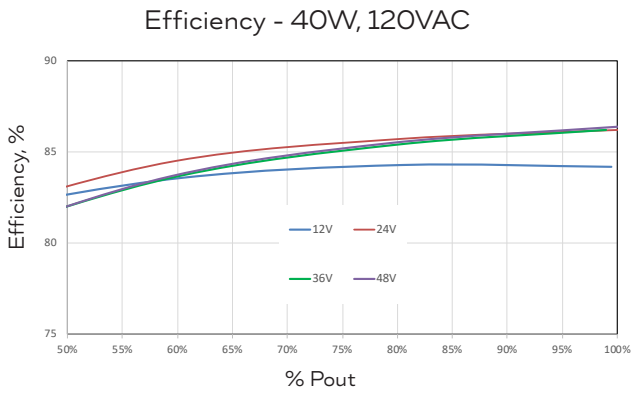
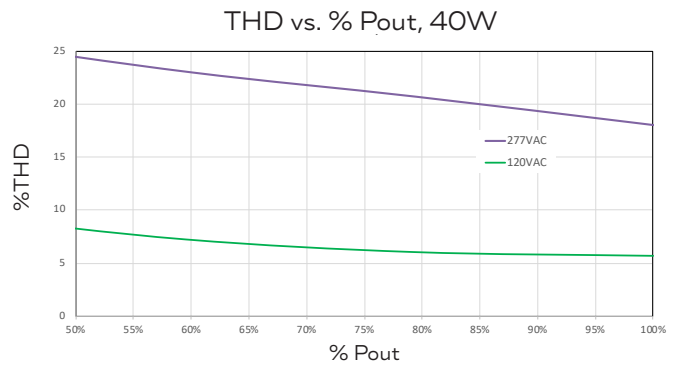
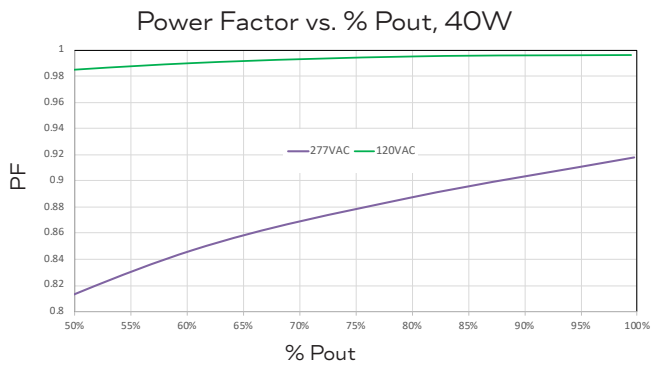
| Key Part Number | Output Voltage | Max lout (A) | | |
|-----------------|----------------|------------------|------------------|------------------|
| | | XWV40-1248-UNV-I | XWV60-1248-UNV-I | XWV96-2448-UNV-I |
| X12V | 12V | 3.33 | 5 | |
| X24V | 24V | 1.67 | 2.5 | 4 |
| X36V | 36V | 1.11 | 1.67 | 2.67 |
| X48V | 48V | 0.833 | 1.25 | 2 |

(Keys are marked with output voltage)

Contact Hatch for custom key values.

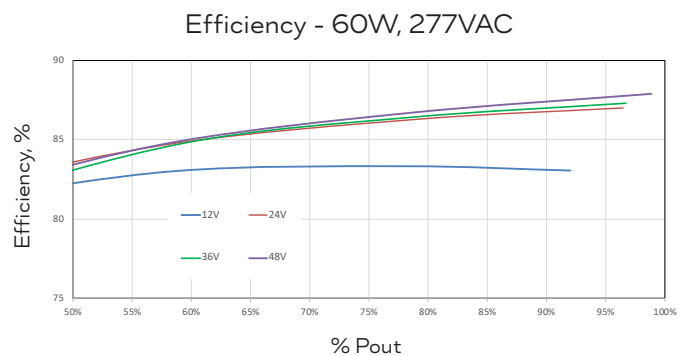
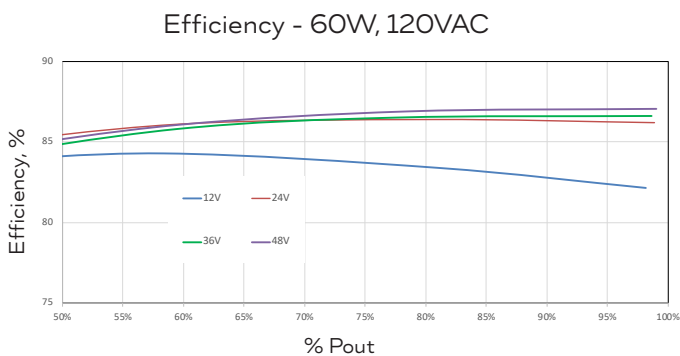
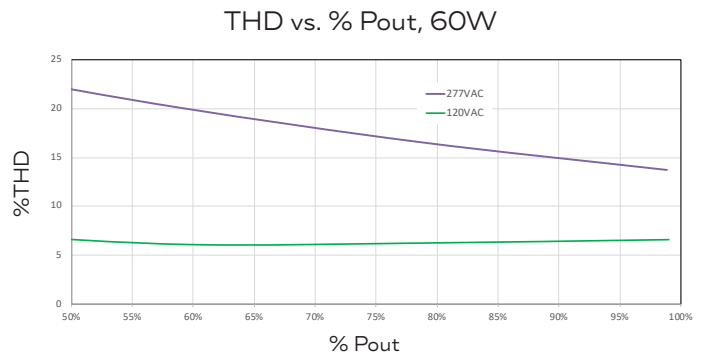
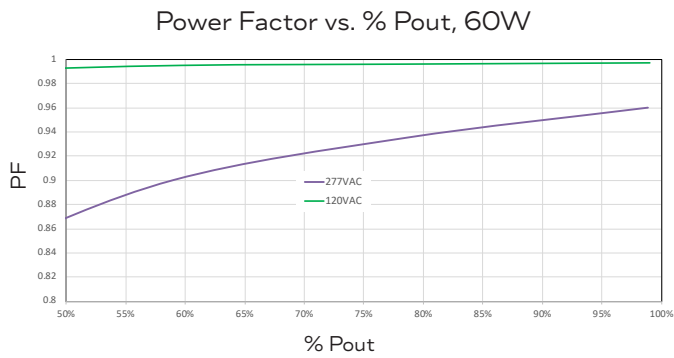


OUTPUT POWER - 40W



%Pout normalized for dimming level.

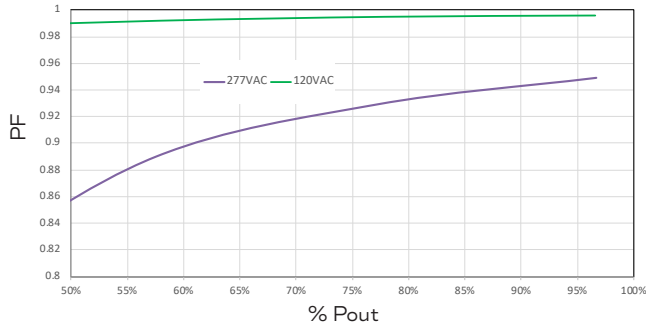
OUTPUT POWER - 60W



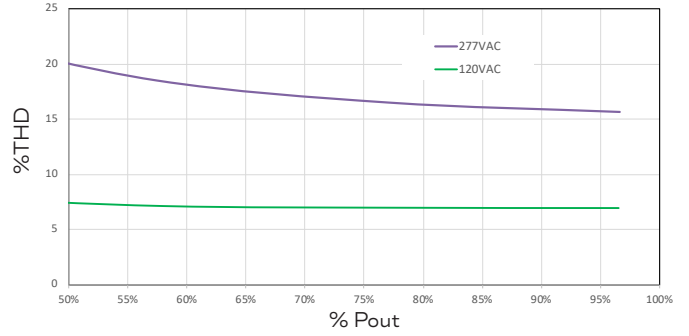
%Pout normalized for dimming level.

OUTPUT POWER - 96W

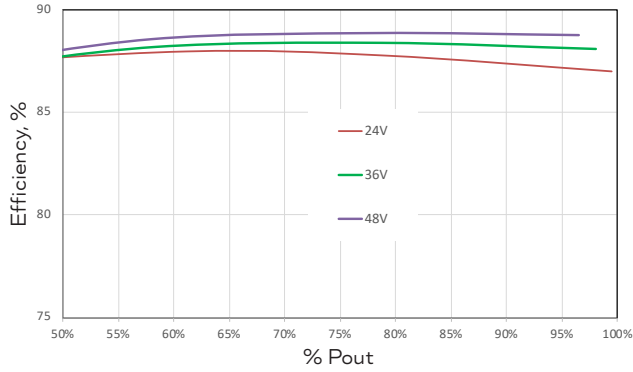
Power Factor vs. % Pout, 96W



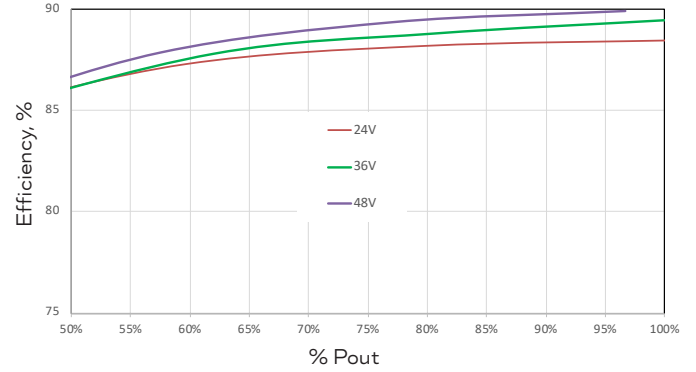
THD vs. % Pout, 96W



Efficiency - 96W, 120VAC



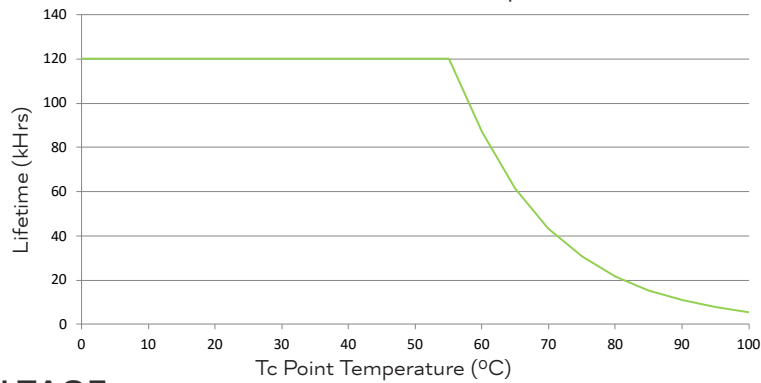
Efficiency - 96W, 277VAC



%Pout normalized for dimming level.

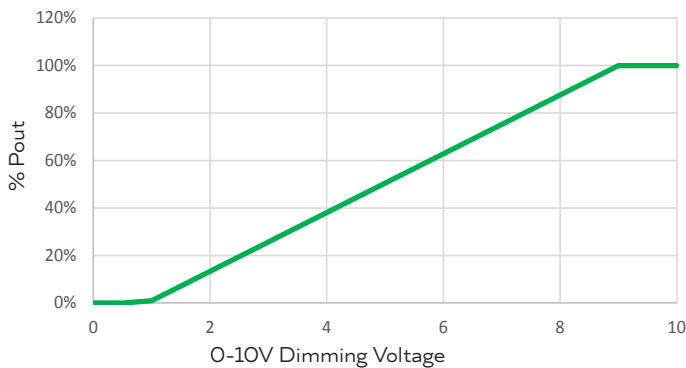
LIFETIME CURVE

Lifetime Vs. Tc Case Temp

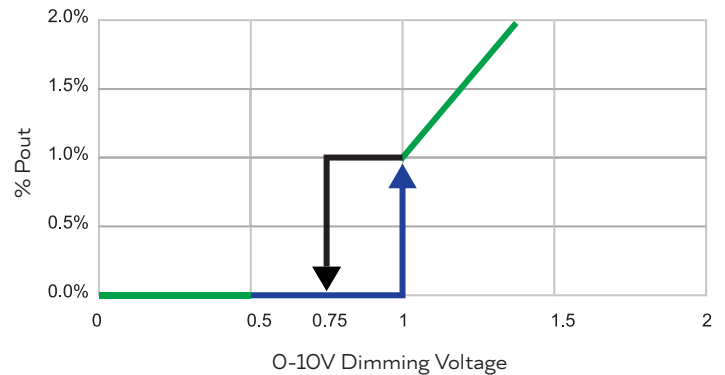


O-10V DIMMING VOLTAGE

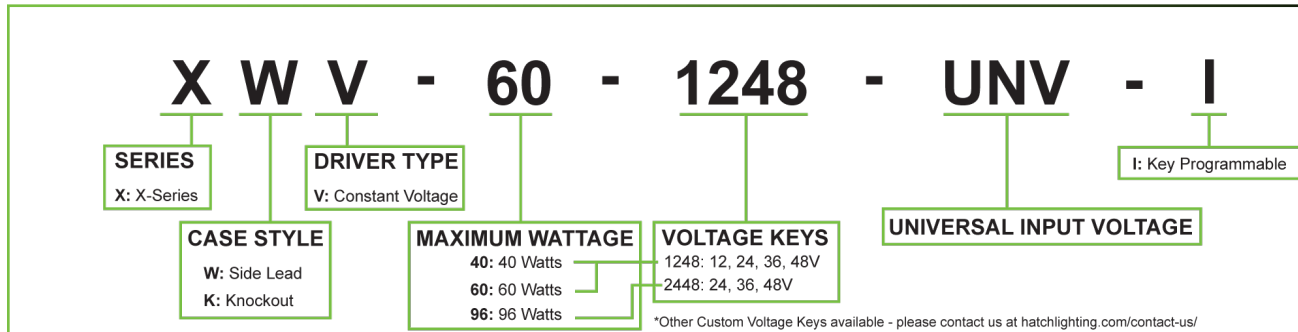
V-LOC Dimming



V-LOC Dim-to-Off



PART NUMBER GUIDE



hatchlighting.com
7821 Woodland Center Blvd. Tampa, FL 33614
PH: (813) 288-8006 | FX: (813) 288-8105
sales@hatchlighting.com

12-08-20



PRECISION POWER. PERFECT LIGHT.