

Product data sheet

Specifications



vacuum switch XMLB - 200 mbar - adjustable scale 2 thresholds - 1 C/O

XMLBM03R2S12EX

Discontinued on: 08 December 2022

Discontinued

Main

Range of product	Telemecanique Pressure sensors XM
Pressure sensor type	Electromechanical vacuum sensor
Product specific application	ATEX D
Pressure sensor name	XMLB
Electrical circuit type	Control circuit
Pressure switch type of operation	Regulation between 2 thresholds
Scale type	Adjustable differential
Pressure sensor size	0.2 bar
Local display	With
Fluid connection type	G 1/4 (female) conforming to ISO 228
Adjustable range of switching point on falling pressure	-0.2...-0.02 bar
Adjustable range of switching point on rising pressure	-0.182...-0.002 bar
Possible differential maximum at high setting	0.18 bar
Maximum permissible accidental pressure	2 bar
Destruction pressure	3.5 bar
Pressure actuator	Diaphragm
Controlled fluid	Air (0...70 °C) Hydraulic oil (0...70 °C)
Materials in contact with fluid	Steel FPM, FKM Stainless steel
Enclosure material	Zinc alloy

Complementary

Maximum permissible pressure - per cycle	1 bar
Cable entry number	1 tapped entry for M20 x 1.5 cable gland (included)

Terminal block type	4 terminals
Repeat accuracy	2 %
Auxiliary contacts operation	Snap action
Contacts material	Silver contacts
Mechanical durability	3000000 cycles
Setting	External
Terminals description ISO n°1	(13-14-11-12)OF
Height	145 mm
Depth	155.5 mm
Width	150 mm

Environment

Standards	EN/IEC 60079-0 EN/IEC 60079-31
Directives	2014/34/EU - ATEX directive
Product certifications	INERIS 04ATEX0058 IEC-Ex INE 17.0019
Marking	II2 D-Ex tb IIIC T85°C Db IP66
Protective treatment	TC
Ambient air temperature for operation	-20...60 °C
Operating position	Any position

Packing Units

Unit Type of Package 1	PCE
Number of Units in Package 1	1
Package 1 Height	15.4 cm
Package 1 Width	15.5 cm
Package 1 Length	15.5 cm
Package 1 Weight	3.9 kg

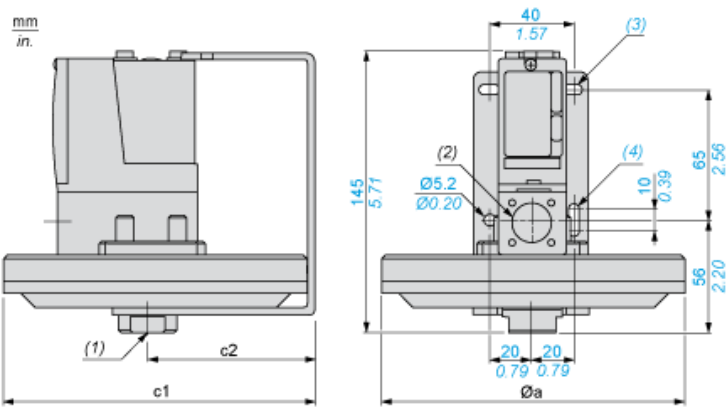
Offer Sustainability

Sustainable offer status	Green Premium product
REACH Regulation	REACH Declaration
EU RoHS Directive	Pro-active compliance (Product out of EU RoHS legal scope) EU RoHS Declaration
Mercury free	Yes
RoHS exemption information	Yes
Environmental Disclosure	Product Environmental Profile
California proposition 65	WARNING: This product can expose you to chemicals including: Diisononyl phthalate (DINP), which is known to the State of California to cause cancer, and Di-isodecyl phthalate (DIDP), which is known to the State of California to cause birth defects or other reproductive harm. For more information go to www.P65Warnings.ca.gov

Contractual warranty

Warranty	18 months
----------	-----------

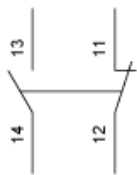
Dimensions



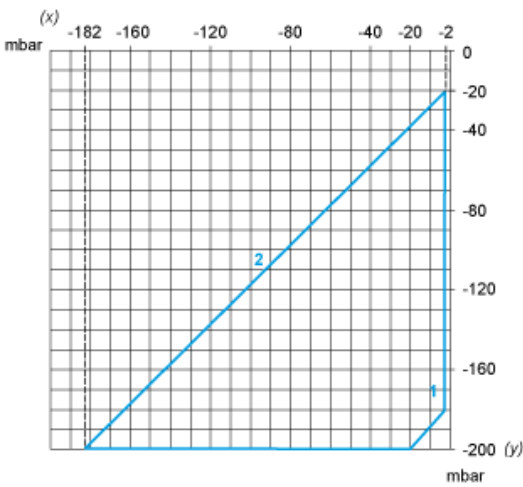
- Ø a = 150
c1 = 155.5
c2 = 80.5
(1) 1 fluid entry, tapped G1/4 (BSP female)
(2) 1 electrical connections entry, tapped M20 x 1.5
(3) 2 elongated holes Ø 10.2 x 5.2
(4) 1 elongated hole Ø 15.2 x 5.2

Wiring Diagram

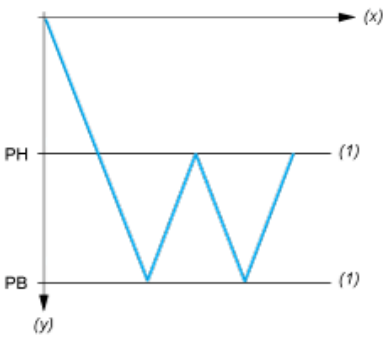
Terminal Model



Operating Curves



- (x) Rising pressure
(y) Falling pressure
1 : Maximum differential
2 : Minimum differential



- (x) Time
(y) Vacuum
(1) Adjustable value
PH : High point
PB : Below point

Recommended replacement(s)