

# Product data sheet

Specifications



pressure switch XMLB - 300 bar - adjustable scale 2 thresholds - 1 C/O

XMLB300D2S12EX

## Main

Range of product	Telemecanique Pressure sensors XM
Pressure sensor type	Electromechanical pressure sensor
Product specific application	ATEX D
Pressure sensor name	XMLB
Electrical circuit type	Control circuit
Pressure switch type of operation	Regulation between 2 thresholds
Scale type	Adjustable differential
Pressure sensor size	300 bar
Local display	With
Fluid connection type	G 1/4 (female) conforming to ISO 228
Adjustable range of switching point on falling pressure	2.6...263 bar
Adjustable range of switching point on rising pressure	22...300 bar
Possible differential maximum at high setting	200 bar
Maximum permissible accidental pressure	675 bar
Destruction pressure	1350 bar
Pressure actuator	Piston
Controlled fluid	Hydraulic oil (0...70 °C) Air (0...70 °C) Water (0...70 °C)
Materials in contact with fluid	FPM, FKM PTFE Brass Steel
Enclosure material	Zinc alloy

## Complementary

Maximum permissible pressure - per cycle	375 bar
Cable entry number	1 tapped entry for M20 x 1.5 cable gland (included)
Terminal block type	4 terminals

Repeat accuracy	2 %
Auxiliary contacts operation	Snap action
Contacts material	Silver contacts
Mechanical durability	3000000 cycles
Setting	External
Terminals description ISO n°1	(13-14-11-12)OF
Height	113 mm
Depth	75 mm
Width	35 mm

## Environment

Standards	EN/IEC 60079-0 EN/IEC 60079-31
Directives	2014/34/EU - ATEX directive
Product certifications	INERIS 04ATEX0058 IEC-Ex INE 17.0019
Marking	II2 D-Ex tb IIIC T85°C Db IP66
Protective treatment	TC
Ambient air temperature for operation	-20...60 °C
Operating position	Any position

## Packing Units

Unit Type of Package 1	PCE
Number of Units in Package 1	1
Package 1 Height	7.1 cm
Package 1 Width	10.2 cm
Package 1 Length	15.1 cm
Package 1 Weight	766.0 g

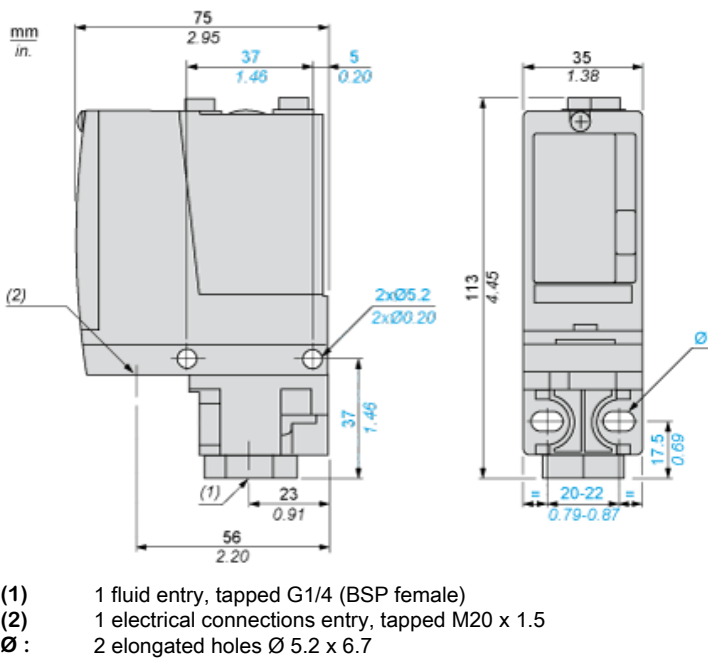
## Offer Sustainability

Sustainable offer status	Green Premium product
REACH Regulation	<a href="#">REACH Declaration</a>
EU RoHS Directive	Pro-active compliance (Product out of EU RoHS legal scope) <a href="#">EU RoHS Declaration</a>
Mercury free	Yes
RoHS exemption information	<a href="#">Yes</a>
Environmental Disclosure	<a href="#">Product Environmental Profile</a>
California proposition 65	WARNING: This product can expose you to chemicals including: Diisononyl phthalate (DINP), which is known to the State of California to cause cancer, and Di-isodecyl phthalate (DIDP), which is known to the State of California to cause birth defects or other reproductive harm. For more information go to <a href="http://www.P65Warnings.ca.gov">www.P65Warnings.ca.gov</a>

## Contractual warranty

Warranty	18 months
----------	-----------

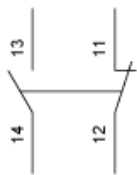
Dimensions



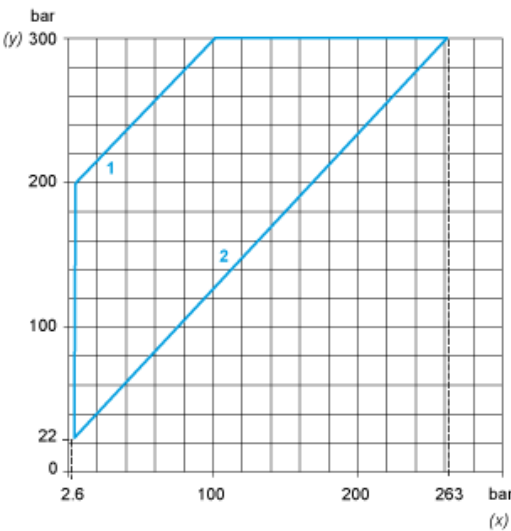
Wiring Diagram

---

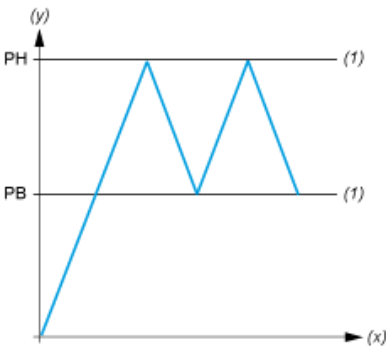
Terminal Model



Operating Curves



- (y) Rising pressure  
(x) Falling pressure  
1 : Maximum differential  
2 : Minimum differential



- (y) Pressure  
(x) Time  
(1) Adjustable value  
PH : High point  
PB : Below point

Recommended replacement(s)