

Product data sheet

Specifications



Antimicrobial Push button flush mounted, Harmony XB5, plastic, green, 30mm, spring return, unmarked, 1NO

XB5FA31

Main

Range of product	Harmony XB5
Product or component type	Push-button
Device short name	XB5F
Product compatibility	ZBYF2101 ZBYF4101 ZBYF6101 ZBYF6102 ZBZF32 ZBZF33 ZB4FBZ007
Bezel material	Plastic Dark grey plastic
Head type	Built-in-flush
Fixing collar material	Plastic
Mounting diameter	1.20 in (30.5 mm)
Sale per indivisible quantity	1
Shape of signaling unit head	Round
Type of operator	spring return
Operator profile	Green flush, unmarked
Contacts type and composition	1 NO
Contact operation	Slow-break
Connections - terminals	Screw clamp terminals, <= 2 x 1.5 mm² with cable end EN/IEC 60947-1 Screw clamp terminals, 1 x 0.22...2 x 2.5 mm² without cable end EN/IEC 60947-1

Complementary

Height	1.65 in (42 mm)
Width	1.44 in (36.6 mm)
Depth	2.17 in (55 mm)
Terminals description ISO n°1	(13-14)NO
Resistance to high pressure washer	1015.26 psi (7000000 Pa) 131 °F (55 °C) 0.1 m
Contacts usage	Standard contacts
Positive opening	Without
Operating travel	0.10 in (2.6 mm) NO changing electrical state)

	0.17 in (4.3 mm) total travel)
Operating force	3.8 N NO changing electrical state
Mechanical durability	10000000 cycles
Tightening torque	7.08...10.62 lbf.in (0.8...1.2 N.m) EN 60947-1
Shape of screw head	Cross Philips no 1 Cross pozidriv No 1 Slotted flat Ø 4 mm Slotted flat Ø 5.5 mm
Contacts material	Silver alloy (Ag/Ni)
Short-circuit protection	10 A cartridge fuse gG EN/IEC 60947-5-1
[Ith] conventional free air thermal current	10 A EN/IEC 60947-5-1
[Ui] rated insulation voltage	600 V 3)EN/IEC 60947-1
[Uimp] rated impulse withstand voltage	6 kV EN/IEC 60947-1
[Ie] rated operational current	3 A 240 V, AC-15, A600 EN/IEC 60947-5-1 6 A 120 V, AC-15, A600 EN/IEC 60947-5-1 0.1 A 600 V, DC-13, Q600 EN/IEC 60947-5-1 0.27 A 250 V, DC-13, Q600 EN/IEC 60947-5-1 0.55 A 125 V, DC-13, Q600 EN/IEC 60947-5-1 1.2 A 600 V, AC-15, A600 EN/IEC 60947-5-1
Electrical durability	1000000 cycles AC-15, 2 A 230 V 3600 cyc/h 0.5 EN/IEC 60947-5-1 appendix C 1000000 cycles AC-15, 3 A 120 V 3600 cyc/h 0.5 EN/IEC 60947-5-1 appendix C 1000000 cycles AC-15, 4 A 24 V 3600 cyc/h 0.5 EN/IEC 60947-5-1 appendix C 1000000 cycles DC-13, 0.2 A 110 V 3600 cyc/h 0.5 EN/IEC 60947-5-1 appendix C 1000000 cycles DC-13, 0.5 A 24 V 3600 cyc/h 0.5 EN/IEC 60947-5-1 appendix C
Electrical reliability	$\Lambda < 10\exp(-6)$ 5 V 1 mA in clean environment EN/IEC 60947-5-4 $\Lambda < 10\exp(-8)$ 17 V 5 mA in clean environment EN/IEC 60947-5-4
Device presentation	Complete product
Customizable	No 1
GCR BRIDGE	XB5FACUST01
Compatibility code	XB5

Environment

Protective treatment	TH
Ambient air temperature for storage	-40...158 °F (-40...70 °C)
Ambient air temperature for operation	-40...158 °F (-40...70 °C)
Overvoltage category	Class II IEC 60536
IP degree of protection	IP66 IEC 60529 IP67 IP69 IP69K Type 13 UL 50 E Type 12 UL 50 E Type 4 UL 50 E Type 4X UL 50 E
NEMA degree of protection	NEMA 13 NEMA 4X
IK degree of protection	IK03 IEC 50102
Standards	EN/IEC 60947-1 UL 508 JIS C8201-5-1 EN/IEC 60947-5-4 EN/IEC 60947-5-1 CSA C22.2 No 14 JIS C8201-1 ISO 22196:2011 ISO 21702

Product certifications	UL listed CSA
Vibration resistance	5 gn 2...500 Hz)IEC 60068-2-6 2 mm peak to peak 2...10 Hz)IEC 60068-2-6
Shock resistance	30 gn 18 ms) half sine wave acceleration IEC 60068-2-27 50 gn 11 ms) half sine wave acceleration IEC 60068-2-27 25 gn 6 ms) 1000 shocks on each axis IEC 60068-2-27

Packing Units

Unit Type of Package 1	PCE
Number of Units in Package 1	1
Package 1 Height	3.39 in (8.6 cm)
Package 1 Width	1.69 in (4.3 cm)
Package 1 Length	2.09 in (5.3 cm)
Package 1 Weight	1.52 oz (43 g)
Unit Type of Package 2	BB1
Number of Units in Package 2	5
Package 2 Height	1.69 in (4.3 cm)
Package 2 Width	3.39 in (8.6 cm)
Package 2 Length	10.24 in (26 cm)
Package 2 Weight	7.58 oz (215 g)
Unit Type of Package 3	S03
Number of Units in Package 3	120
Package 3 Height	11.81 in (30 cm)
Package 3 Width	11.81 in (30 cm)
Package 3 Length	15.75 in (40 cm)
Package 3 Weight	12.95 lb(US) (5.873 kg)

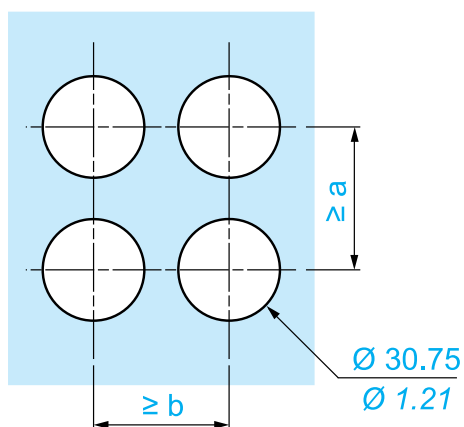
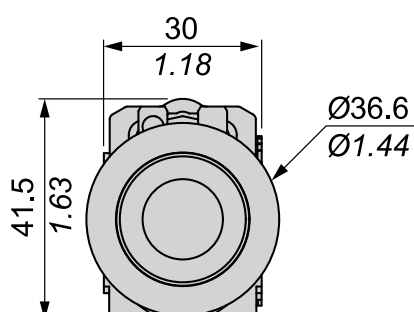
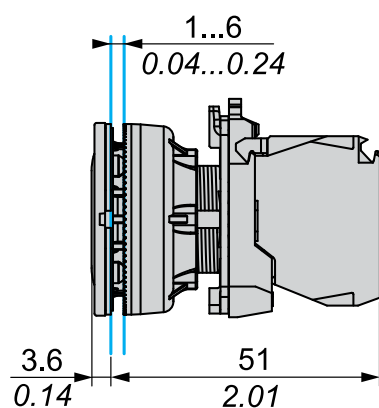
Offer Sustainability


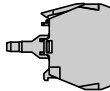

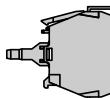

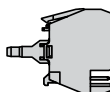
Sustainable offer status	Green Premium product
REACH Regulation	REACH Declaration
REACH free of SVHC	Yes
EU RoHS Directive	Pro-active compliance (Product out of EU RoHS legal scope) EU RoHS Declaration
Toxic heavy metal free	Yes
Mercury free	Yes
China RoHS Regulation	China RoHS declaration
RoHS exemption information	Yes
Environmental Disclosure	Product Environmental Profile
Circularity Profile	End of Life Information
WEEE	The product must be disposed on European Union markets following specific waste collection and never end up in rubbish bins

Technical Illustration

XB5FA31

Dimensions



		a (mm)	a (in.)	b (mm)	b (in.)
		40	1.57	40	1.57
ZBE●●●●●	ZBV●●●●●				
		45	1.77	40	1.57
ZBE●●●●●3	ZBV●●●●●3				
		40	1.57	40	1.57
ZBE●●●●●4	ZBV●●●●●4				

Recommended replacement(s)