

TEL: (858) 621-2700
 URL: www.zcomm.com
 EMAIL: applications@zcomm.com

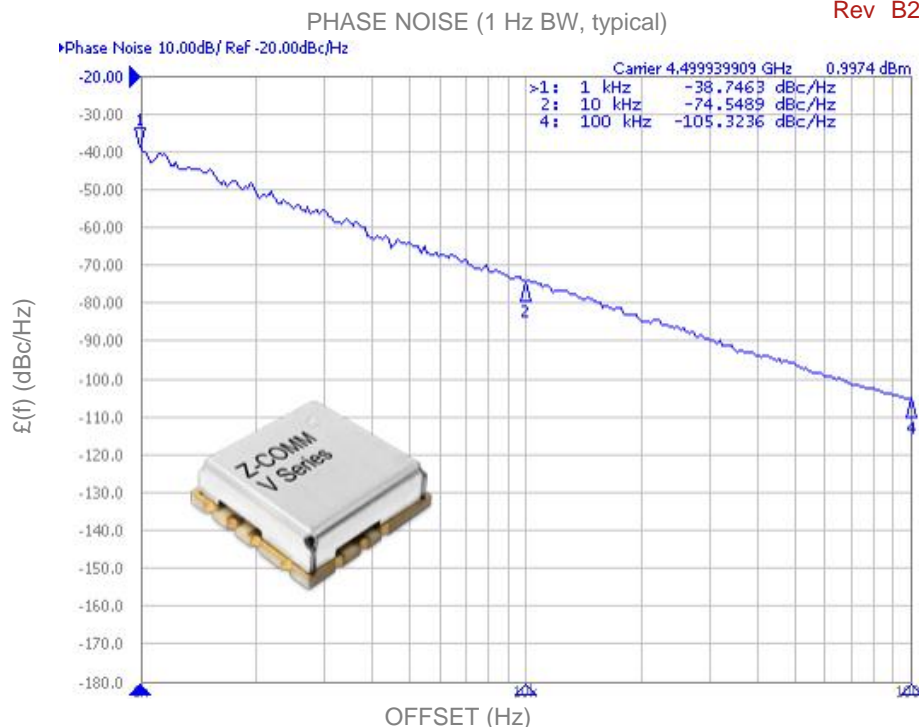
Voltage-Controlled Oscillator Surface Mount Module

Applications

Test Instrumentation
 CATV Headend Equipment
 Satellite Communication Systems

Application Notes

AN-101: Mounting and Grounding
 AN-102: Output Loading
 AN-107: Manual Soldering

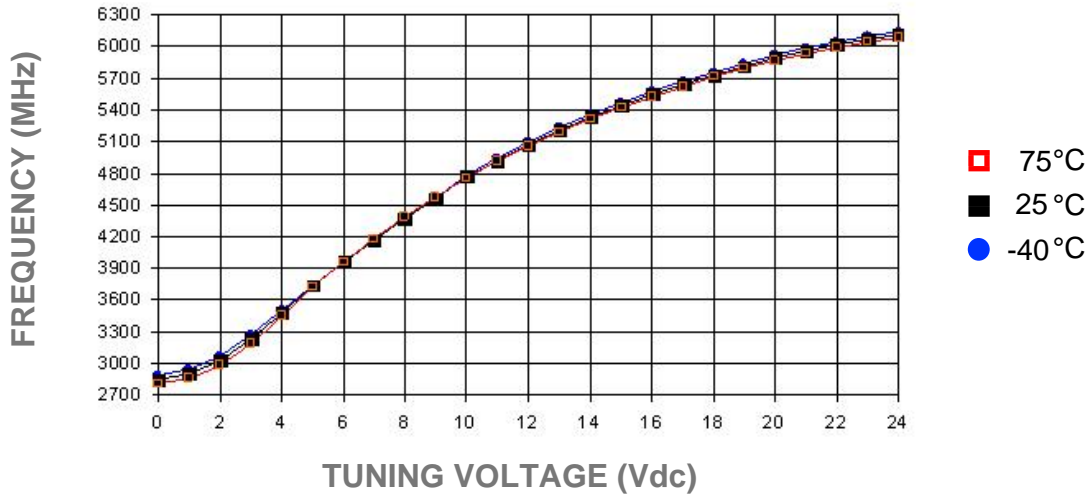


Performance Specifications	Min	Typ	Max	Units
Oscillation Frequency Range	3000		6000	MHz
Phase Noise @ 10 kHz offset (1 Hz BW)		-74		dBc/Hz
Harmonic Suppression (2nd)		-12	-9	dBc
Tuning Voltage	0		24	Vdc
Tuning Sensitivity (avg.)		147		MHz/V
Power Output	-1	4	9	dBm
Load Impedance		50		Ω
Input Capacitance			50	pF
Pushing			22	MHz/V
Pulling (12 dB Return Loss, Any Phase)			21	MHz
Operating Temperature Range	-40		75	$^{\circ}\text{C}$
Package Style	MINI-16-LOW			

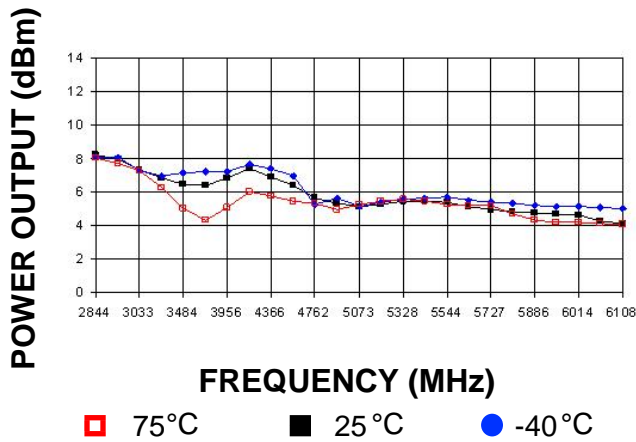
Power Supply Requirements	Min	Typ	Max	Units
Supply Voltage (Vcc, nom.)		12		Vdc
Supply Current (Icc)		24	29	mA

Additional Notes

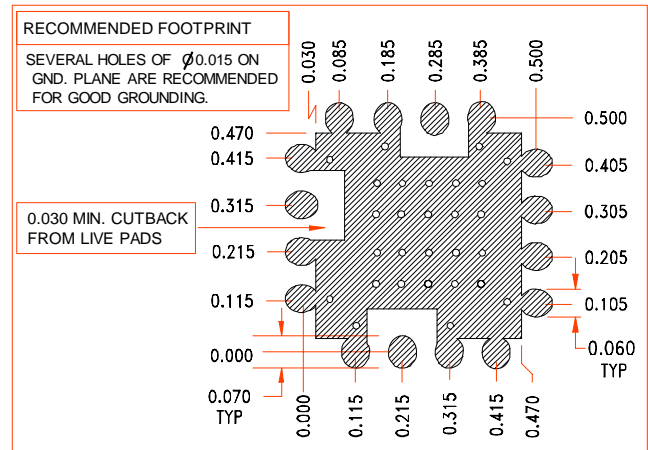
Tuning Curve, typ.



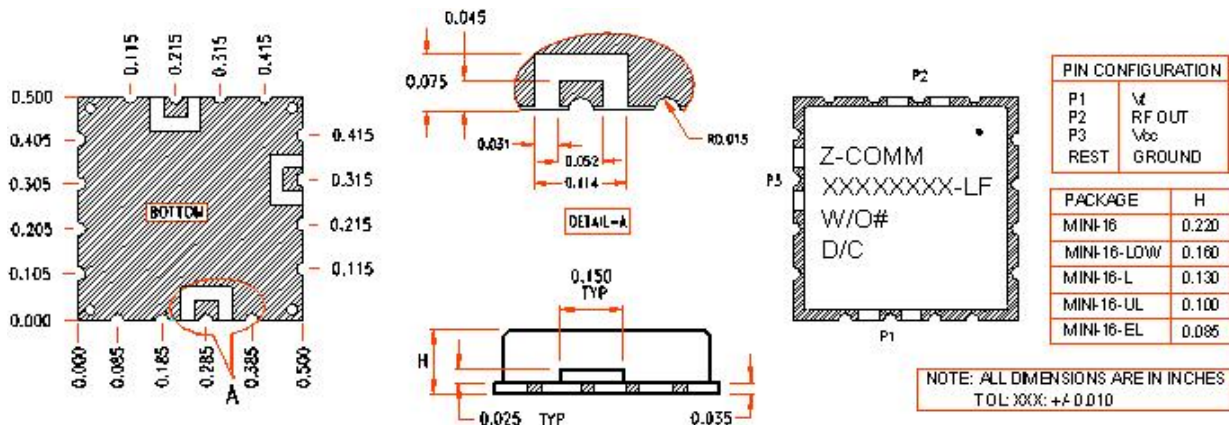
Power Curve, typ.



Footprint



Physical Dimensions



LFSuffix = RoHS Compliant. All specifications are subject to change without notice.