



**Product Name:** WiFi Hinge Rotatable Terminal Antenna

**Part Number:** TA-S13B-B-WE02

**Features:**

- Support WiFi Dual Bands 2.4/5.8GHz
- 90 Degree Hinged Connector
- Straight Length: 170 mm
- Connector: SMA(M) Reverse Pin
- RoHS & REACH Compliant

**Applications:**

- Wireless LAN Application
- IoT Device Application
- Smart Community Application
- Apply for Bluetooth and Wireless LAN Device

# WiFi Hinge Rotatable Terminal Antenna

## MODEL: TA-S13B-B-WE02

Rev.A

### I. Specifications:

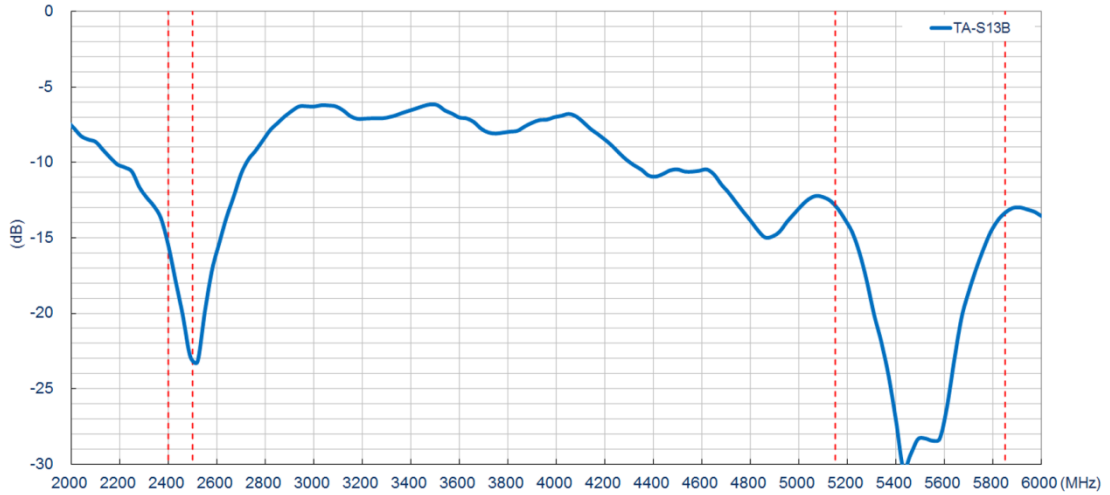
Items	WiFi Specifications						
<b>Frequencies (MHz)</b>	2400	2450	2500	5150	5350	5725	5850
<b>Efficiency (%)</b>	89.95	95.72	88.72	83.56	80.72	80.91	71.29
<b>Average Gain (dBi)</b>	-0.46	-0.19	-0.52	-0.78	-0.93	-0.92	-1.47
<b>Peak Gain (dBi)</b>	4.64	4.74	4.42	5.23	4.27	4.65	3.91
<b>Return loss</b>	10 dB Min.						
<b>V.S.W.R</b>	1.92:1 Max						
<b>Polarization</b>	Linear						
<b>Impedance (Ω)</b>	50						
Mechanical Specification							
<b>Antenna Length</b>	Length: 170 mm, Diameter: 10mm						
<b>Color</b>	Black						
<b>Connector</b>	SMA(M) Reverse Pin						
<b>Operating Temperature (°C)</b>	-40 ~ +85						
<b>Storage Temperature (°C)</b>	-40 ~ +85						

**\*Antenna was measured on 210\*125mm Ground Plane.**

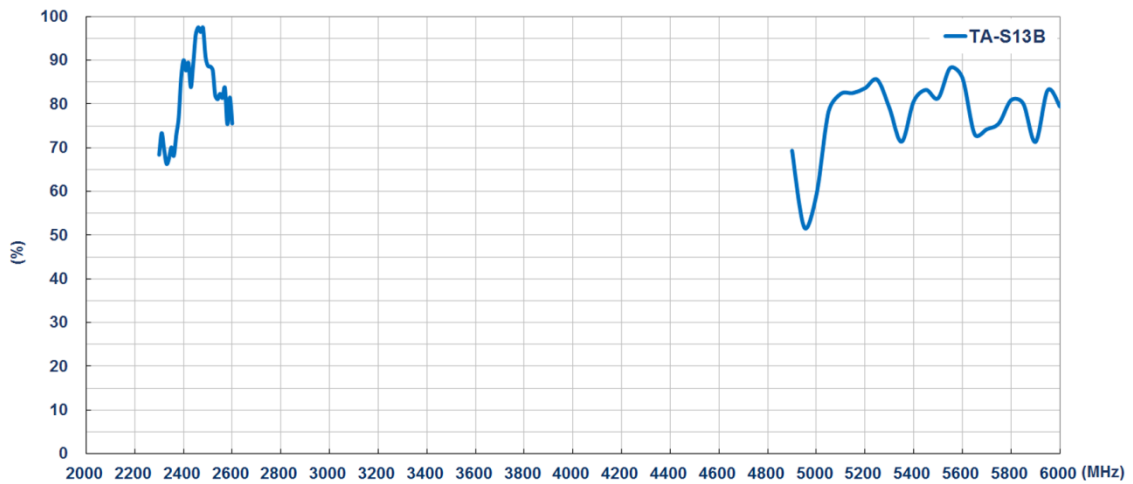
© Unictron Technologies Corp. All specifications subject to change without notice.

## II. Antenna Technical Parameters:

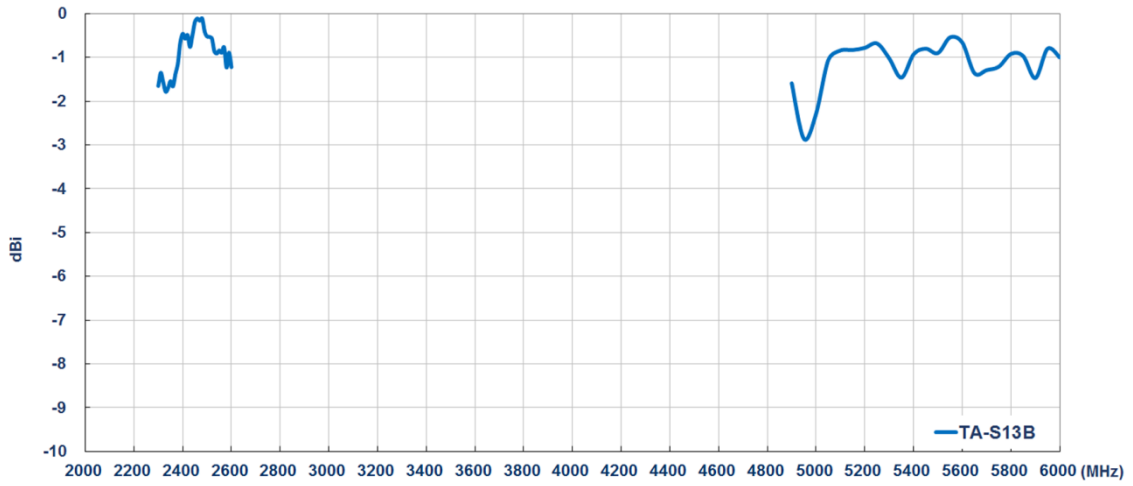
S11 (dB):



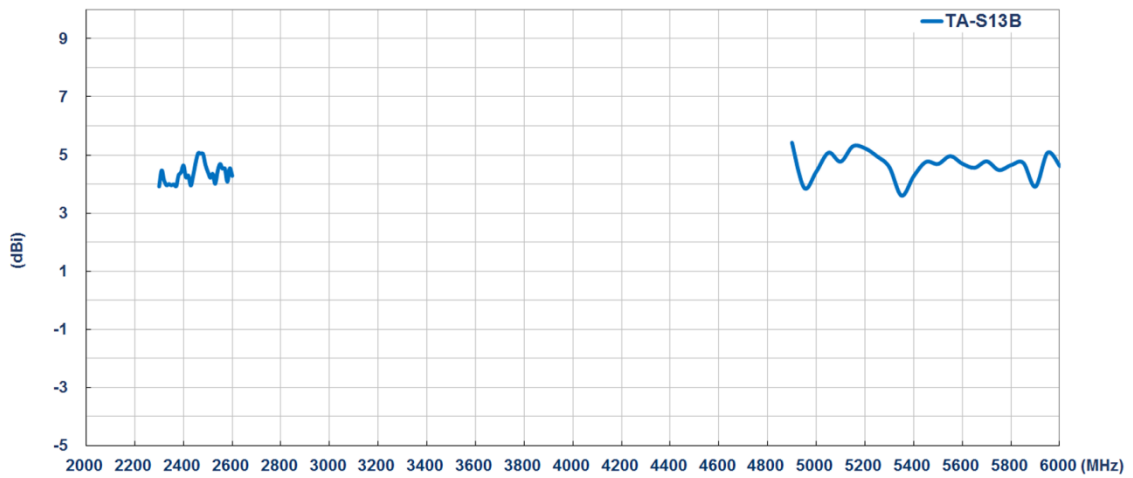
Efficiency (%):



Average Gain (dBi):




Peak Gain (dBi):



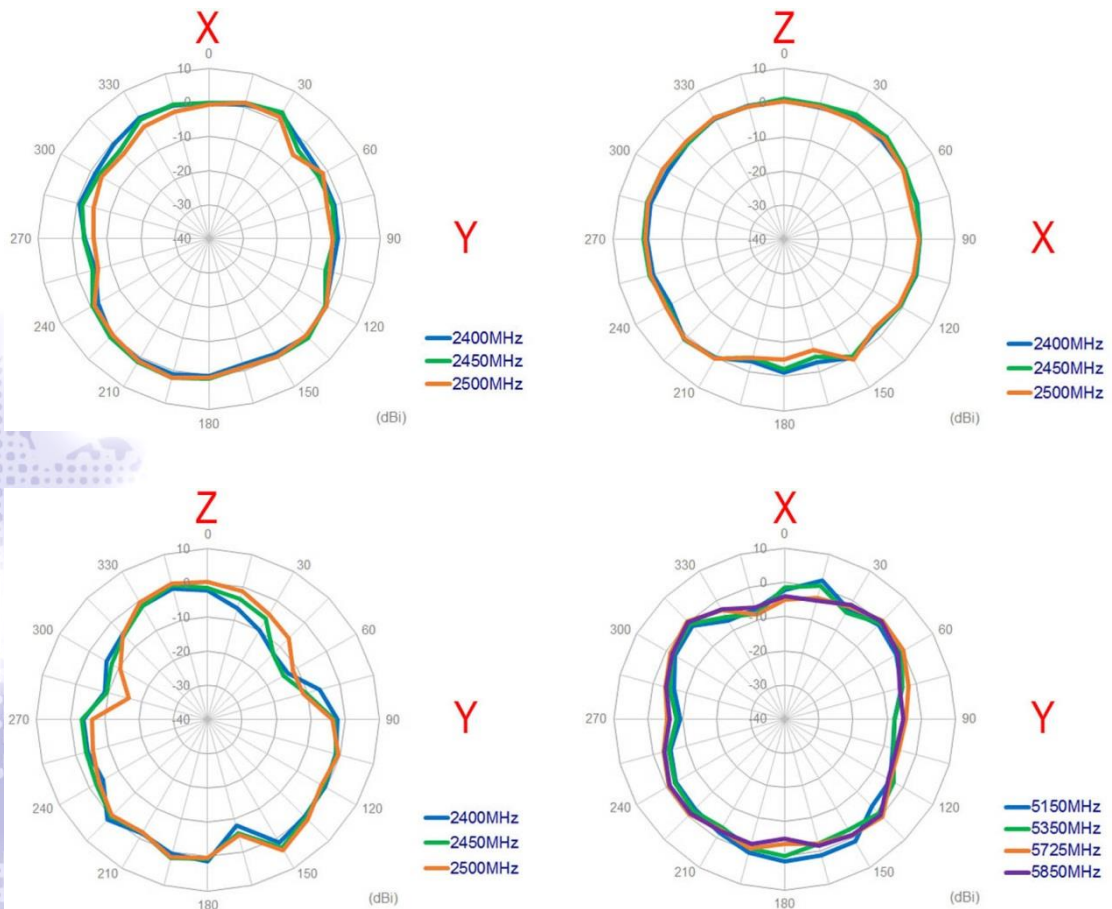
### III. Antenna Radiation Pattern Measurement:

The antenna radiation patterns are measured in 3D Anechoic Chamber. The measurement setup is as show below,

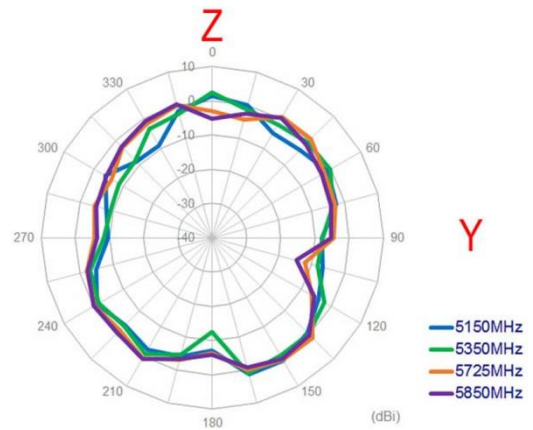
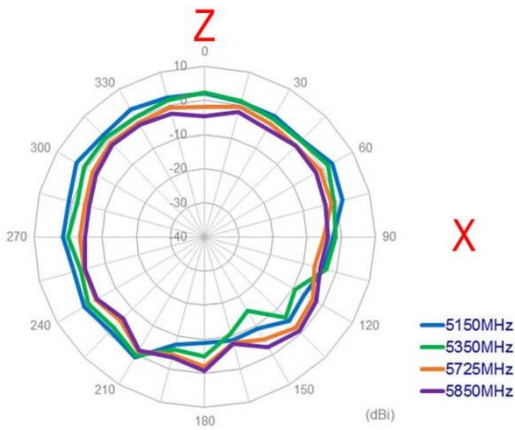


© Unictron Technologies Corp.  
All specifications subject to change without notice.

### IV. 2D Radiation Pattern:



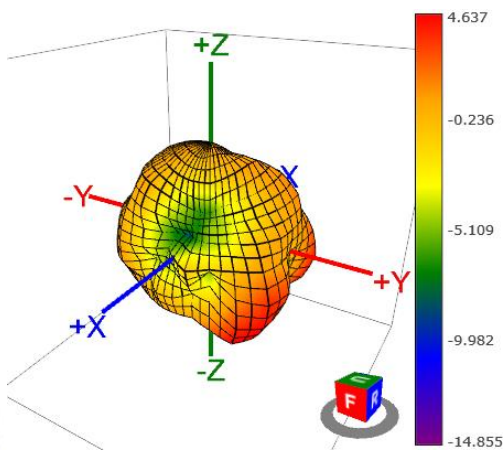




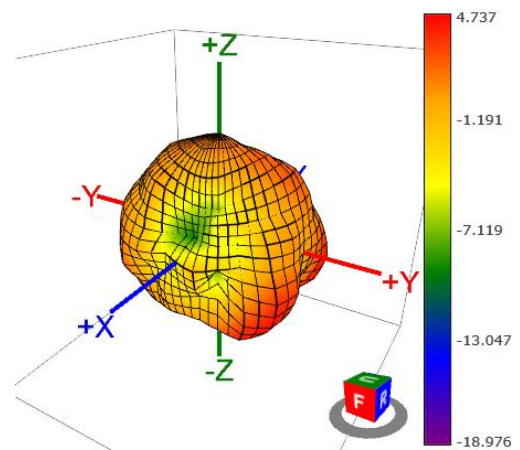
© Unictron Technologies Corp.  
All specifications subject to change without notice.

### V. 3D Radiation Pattern:

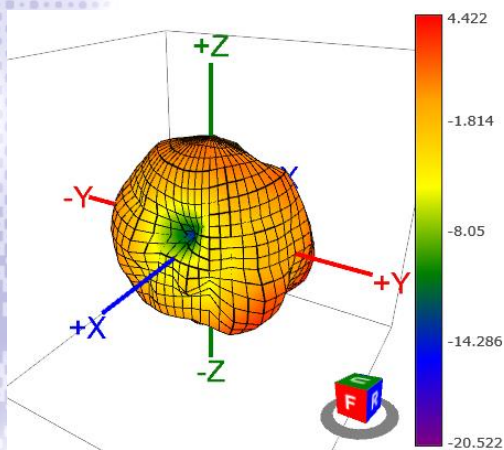
2400 MHz

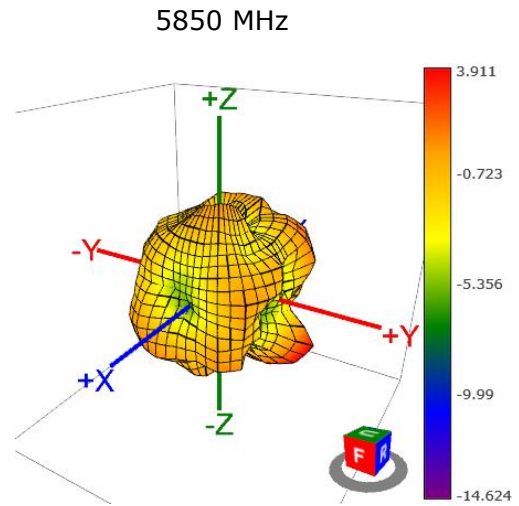
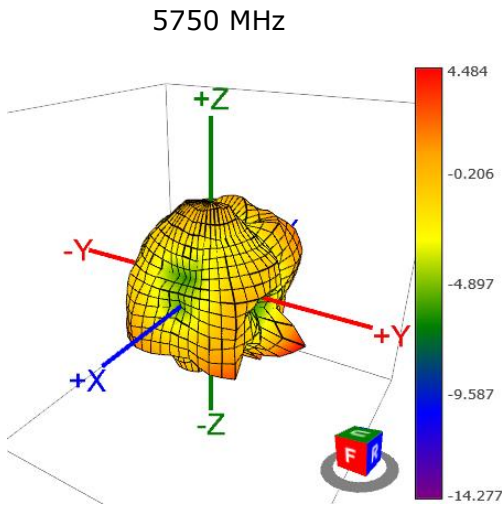
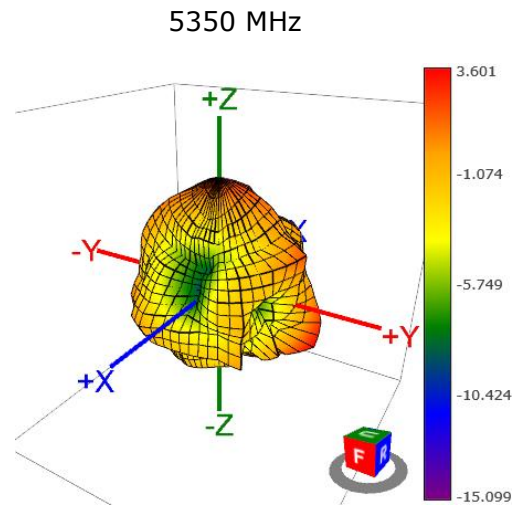
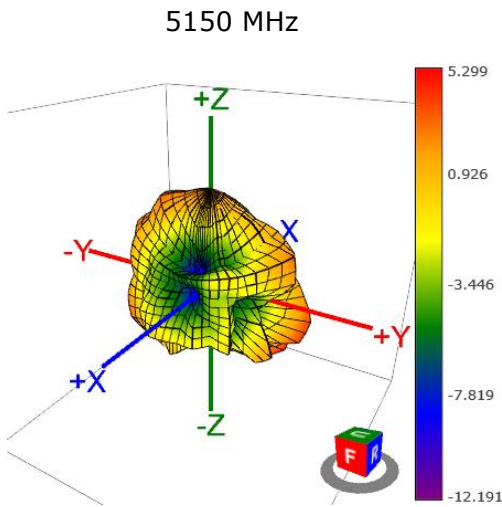


2450 MHz



2500 MHz





© Unictron Technologies Corp.  
All specifications subject to change without notice.

## VI. Mechanical Drawing (Unit:mm):

