



TAI-SAW TECHNOLOGY CO., LTD.

No. 3, Industrial 2nd Rd., Ping-Chen Industrial District,
Taoyuan, 324, Taiwan, R.O.C.

TEL: 886-3-4690038 FAX: 886-3-4697532

E-mail: tstsales@mail.taisaw.com Web: www.taisaw.com

Product Specifications Approval Sheet

Product Name: SAW Filter 1582.4MHz SMD 3.0x3.0 mm (BW=46.61 MHz)

TST Part No.: TA1658B

Customer Part No.: _____

Customer signature required
Company: _____
Division: _____
Approved by : _____
Date: _____

Checked by: _____ Hayley Chou *Hayley Chou*

Approved by: _____ Egbert Huang *Egbert Huang*

Date: _____ 2017/11/28

1. Customer signed back is required before TST can proceed with sample build and receive orders.
2. Orders received without customer signed back will be regarded as agreement on the specifications.
3. Any specifications changes must be approved upon by both parties and a new revision of specifications shall be released to reflect the changes.



TAI-SAW TECHNOLOGY CO., LTD.

No. 3, Industrial 2nd Rd., Ping-Chen Industrial District,
Taoyuan, 324, Taiwan, R.O.C.

TEL: 886-3-4690038 FAX: 886-3-4697532

E-mail: tstsales@mail.taisaw.com Web: www.taisaw.com

SAW Filter 1582.4 MHz

MODEL NO.:TA1658B

REV. NO.:2.0

A. MAXIMUM RATING:

1. Input Power Level: 15 dBm
2. DC Voltage : 3 V
3. Operating Temperature: -40 °C to +85 °C
4. Storage Temperature: -40 °C to +85 °C
5. Moisture Sensitive Level: Level 1 (MSL1)

RoHS Compliant
Lead free
Lead-free soldering

Electrostatic Sensitive Device (ESD)

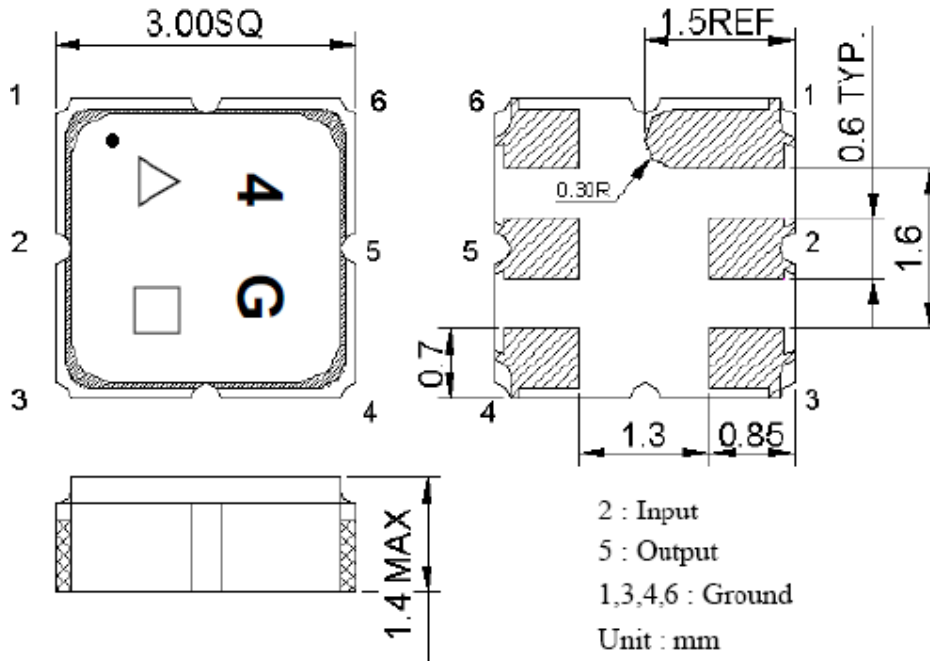
B. ELECTRICAL CHARACTERISTICS:

Terminating source impedance: $Z_s=50 \Omega$

Terminating load impedance: $Z_L=50 \Omega$

Parameters Description		Unit	Min.	Type.	Max.	
Center Frequency		Fc	MHz	-	1582.4	-
Insertion Loss	1574.42 ~ 1576.42 MHz	dB	-	1.2	2.0	
	1559.05 ~ 1563.15 MHz	dB	-	1.7	2.2	
	1573.37 ~ 1577.47 MHz	dB	-	1.3	2.0	
	1597.78 ~ 1605.66 MHz	dB	-	1.5	2.0	
Group Delay Ripple	1597.55 ~ 1605.89 MHz	ns	-	5	12	
VSWR	1574.42 ~ 1576.42 MHz	-	-	1.6	2.0	
	1559.05 ~ 1563.15 MHz	-	-	1.3	2.0	
	1573.37 ~ 1577.47 MHz	-	-	1.7	2.0	
	1597.78 ~ 1605.66 MHz	-	-	1.4	2.0	
Attenuation (Reference level from 0 dB)						
10 ~ 824 MHz		dB	30	38	-	
824 ~ 925 MHz		dB	30	37	-	
1427 ~ 1453 MHz		dB	40	47	-	
1710 ~ 1785 MHz		dB	37	45	-	
1850 ~ 1910 MHz		dB	38	47	-	
1920 ~ 1980 MHz		dB	39	49	-	
2400 ~ 2500 MHz		dB	35	45	-	
2500 ~ 2570 MHz		dB	37	45	-	
2600 ~ 3000 MHz		dB	20	41	-	

C. OUTLINE DRAWING:

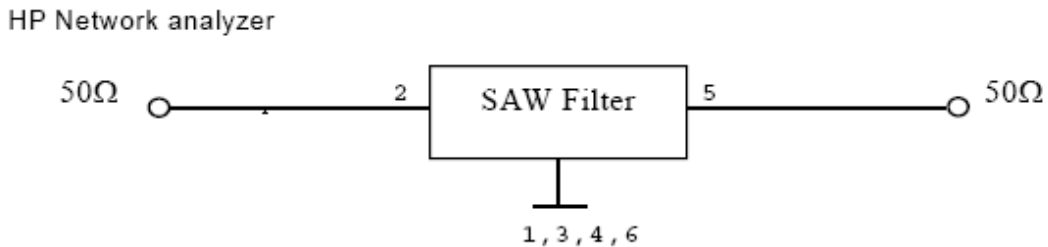


△ : Year Code (2009->9, 2010->0, ..., 2018->8)
 □ : Date Code (Follow the table from planner each year)

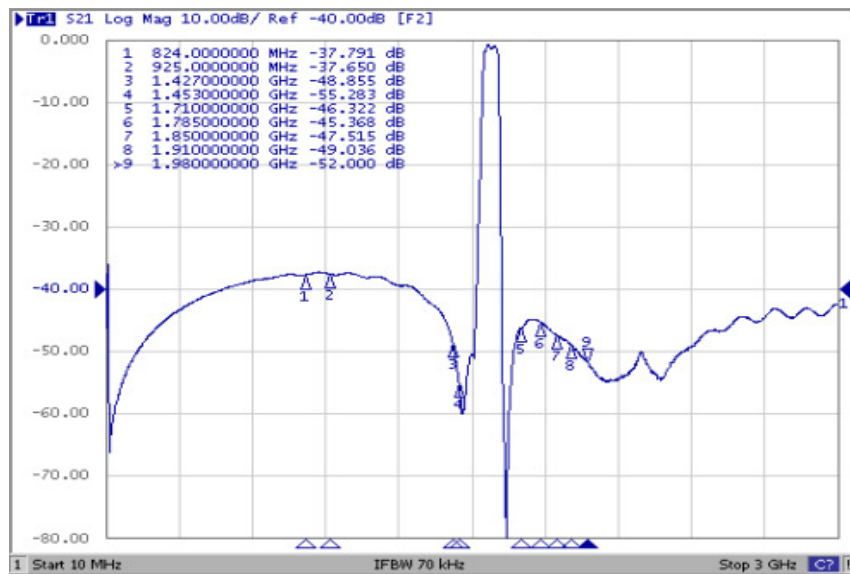
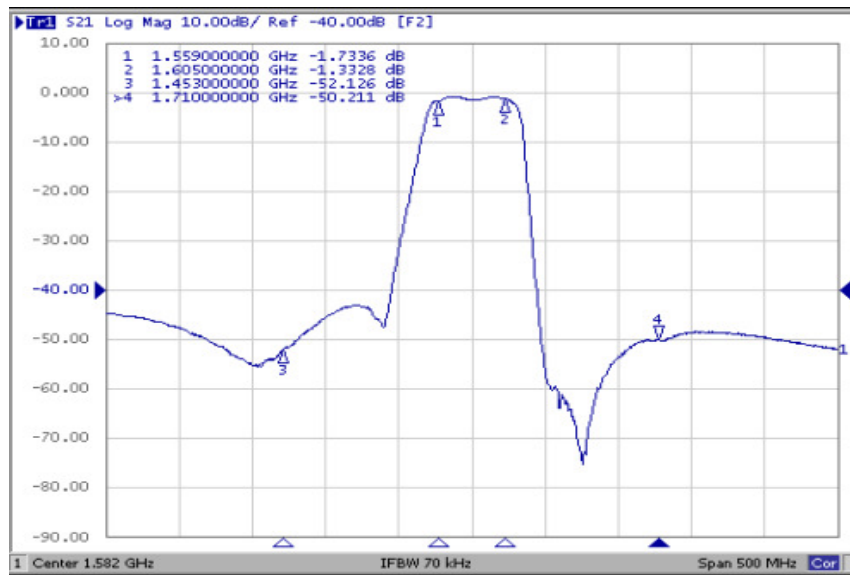
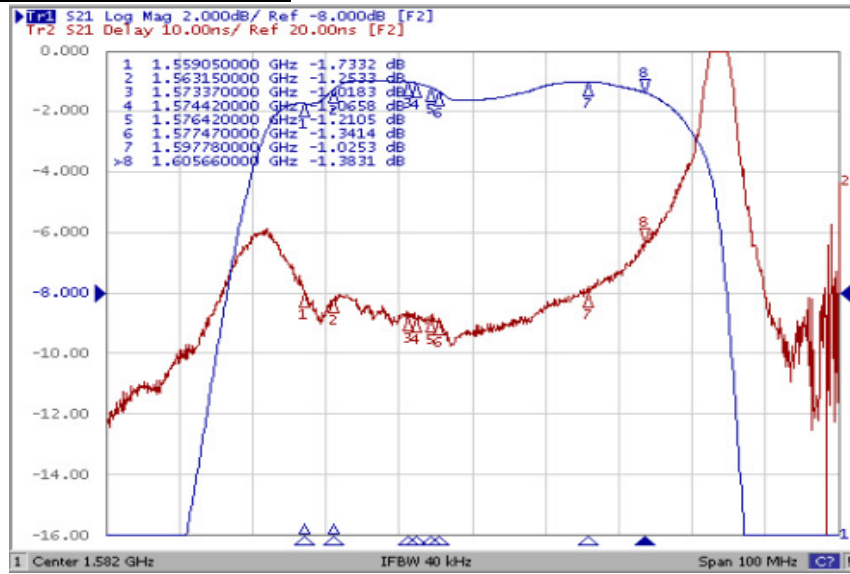
Date Code Table:

WK01	WK02	WK03	WK04	WK05	WK06	WK07	WK08	WK09	WK10	WK11	WK12	WK13
A	B	C	D	E	F	G	H	I	J	K	L	M
WK14	WK15	WK16	WK17	WK18	WK19	WK20	WK21	WK22	WK23	WK24	WK25	WK26
N	O	P	Q	R	S	T	U	V	W	X	Y	Z
WK27	WK28	WK29	WK30	WK31	WK32	WK33	WK34	WK35	WK36	WK37	WK38	WK39
a	b	c	d	e	f	g	h	i	j	k	l	m
WK40	WK41	WK42	WK43	WK44	WK45	WK46	WK47	WK48	WK49	WK50	WK51	WK52
n	o	p	q	r	s	t	u	v	w	x	y	z

D. MEASUREMENT CIRCUIT:

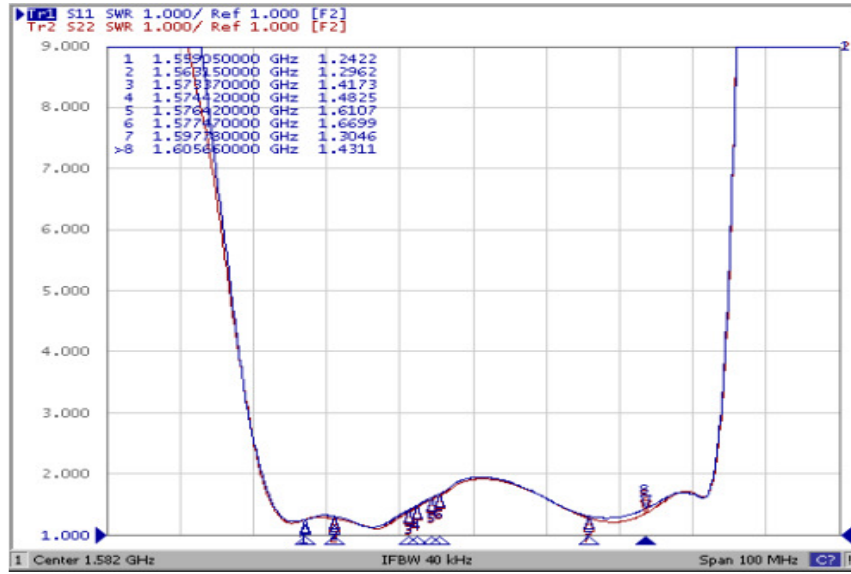


E. FREQUENCY CHARACTERISTIC:

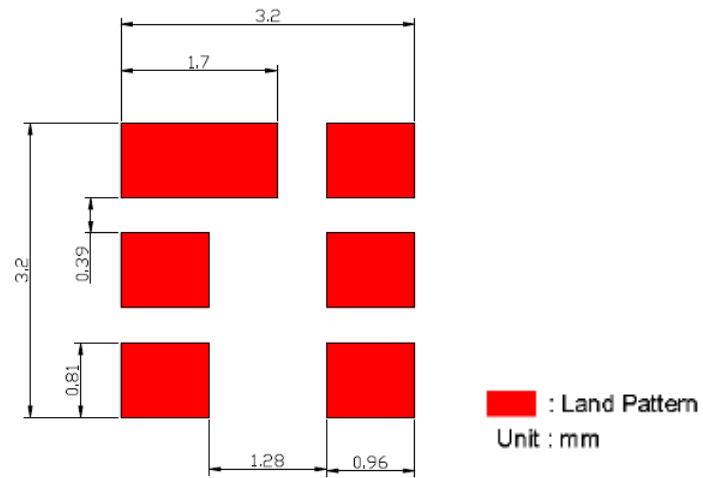


Reflection Functions:

VSWR



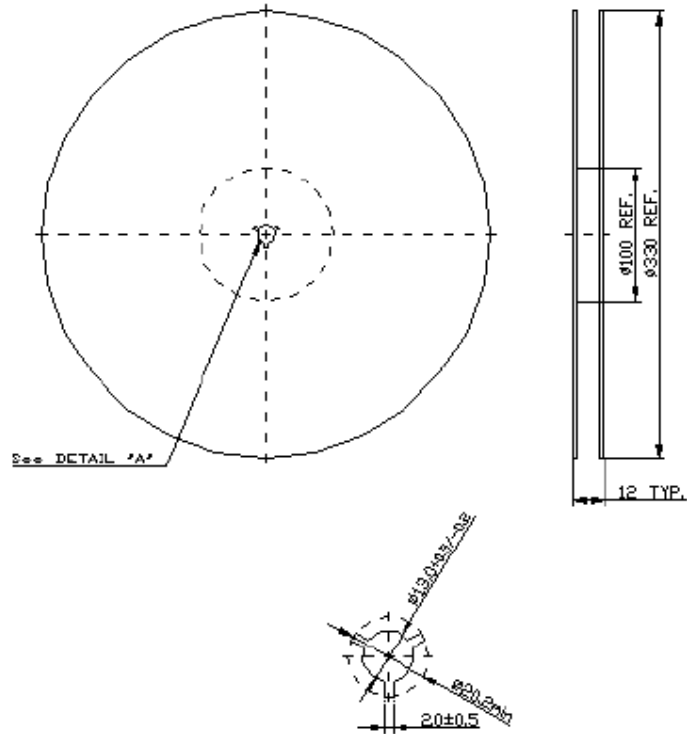
F. PCB Footprint:



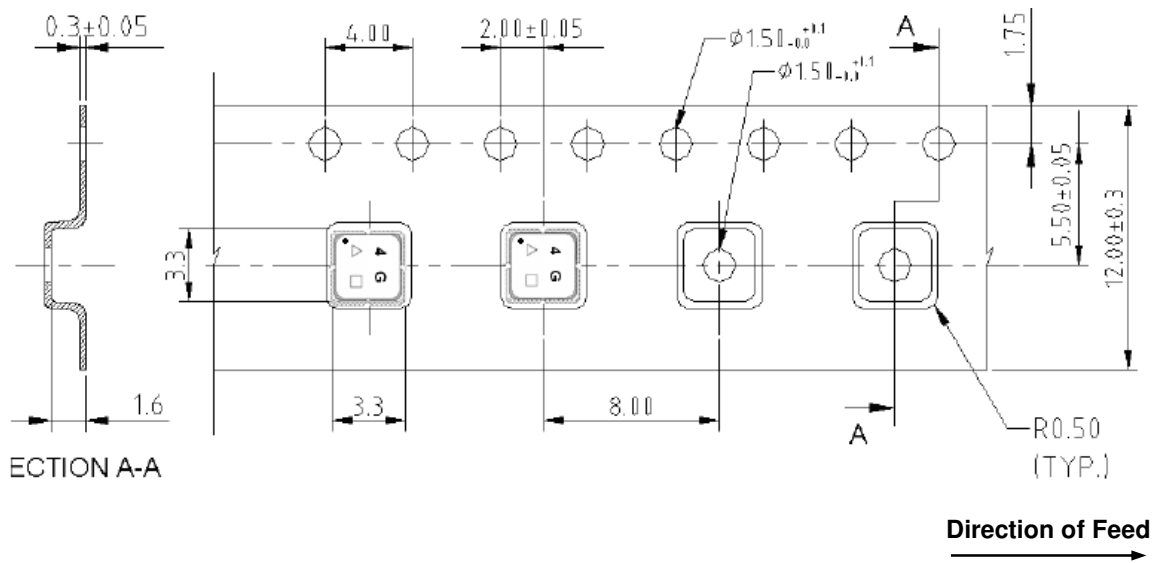
G. PACKING: (Ref: WI-75M03)

1. REEL DIMENSION

(Only use 13 inch REEL to packing)



2. TAPE DIMENSION



H. RECOMMENDED REFLOW PROFILE:

1. Preheating shall be fixed at 150~180°C for 60~90 seconds.
2. Ascending time to preheating temperature 150°C shall be 30 seconds min.
3. Heating shall be fixed at 220°C for 50~80 seconds and at 260°C +0/-5°C peak (20~40sec).
4. Time: 2 times.

