



# TAI-SAW TECHNOLOGY CO., LTD.

No. 3, Industrial 2nd Rd., Ping-Chen Industrial District,  
Taoyuan, 324, Taiwan, R.O.C.

TEL: 886-3-4690038 FAX: 886-3-4697532

E-mail: [fstsales@mail.taisaw.com](mailto:fstsales@mail.taisaw.com) Web: [www.taisaw.com](http://www.taisaw.com)


## Product Specifications Approval Sheet


Product Description: SAW Filter 1542.5 MHz SMD 3.0X3.0 mm

TST Part No.: TA1405A

Customer Part No.: \_\_\_\_\_

Customer signature required
Company: _____
Division: _____
Approved by : _____
Date: _____

Checked by: \_\_\_\_\_ Bob Chau 

Approved by: \_\_\_\_\_ Francis Chen 

Date: \_\_\_\_\_ 8, 10, 2011

1. Customer signed back is required before TST can proceed with sample build and receive orders.
2. Orders received without customer signed back will be regarded as agreement on the specifications.
3. Any specifications changes must be approved upon by both parties and a new revision of specifications shall be released to reflect the changes.



# TAI-SAW TECHNOLOGY CO., LTD.

No. 3, Industrial 2nd Rd., Ping-Chen Industrial District,  
Taoyuan, 324, Taiwan, R.O.C.

TEL: 886-3-4690038 FAX: 886-3-4697532

E-mail: [tstsales@mail.taisaw.com](mailto:tstsales@mail.taisaw.com) Web: [www.taisaw.com](http://www.taisaw.com)

## SAW Filter 1542.5 MHz

MODEL NO.:TA1405A

REV. NO.:1

### A. MAXIMUM RATING:

1. Input Power Level: 10 dBm
2. DC Voltage : 3V
3. Operating Temperature: -20°C to +75°C
4. Storage Temperature: -40°C to +85°C

RoHS Compliant  
Lead free  
Lead-free soldering

Electrostatic Sensitive Device (ESD)

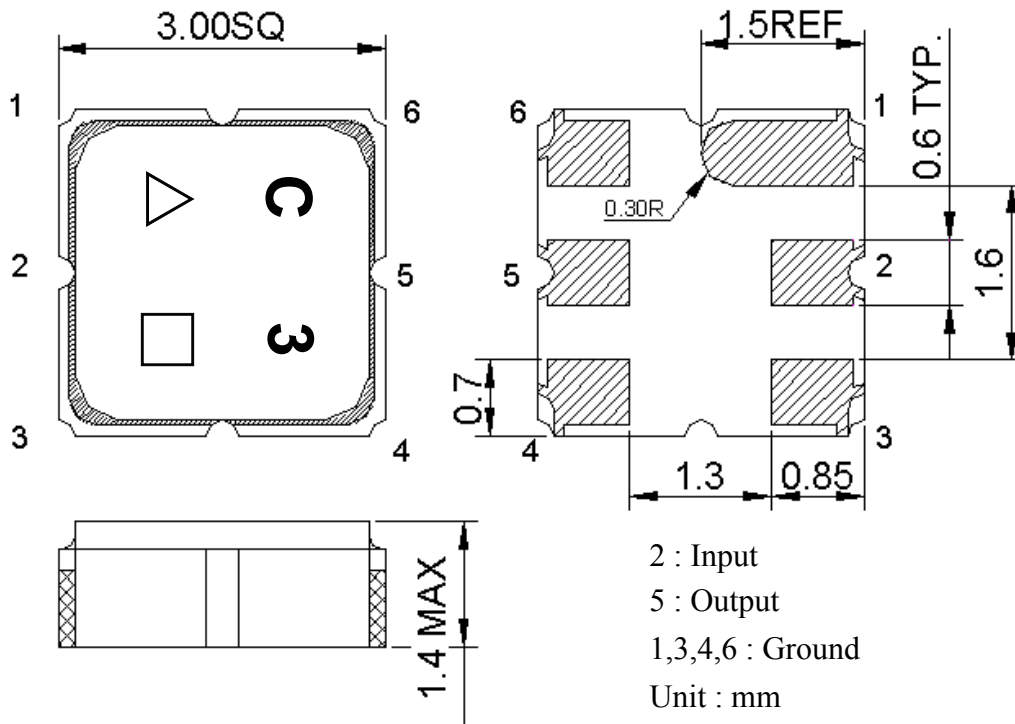
### B. ELECTRICAL CHARACTERISTICS:

Terminating source impedance (single ended) :  $Z_s = 50 \Omega$

Terminating load impedance (single ended) :  $Z_L = 50 \Omega$

Item	Unit	Min.	Typ.	Max.	Note
<b>Center Frequency</b> <b>Fc</b>	MHz	-	1542.5	-	-
<b>Insertion Loss</b> (1525 ~ 1560 MHz)	dB	-	3	4.2	-
<b>Amplitude ripple</b> (1525 ~ 1560 MHz)	dB	-	0.7	2	-
<b>VSWR</b> (1525 ~ 1560 MHz)		-	1.5	2.1	-
<b>Attenuation</b> (reference level from 0 dB)					
DC ~ 1480 MHz	dB	21	49	-	-
1630 ~ 1660 MHz	dB	26	44	-	-
1660 ~ 2050 MHz	dB	30	45	-	-
2050 ~ 3500 MHz	dB	25	44	-	-
<b>Temperature Coefficient of Frequency</b>	ppm/°C	-	-36	-	-

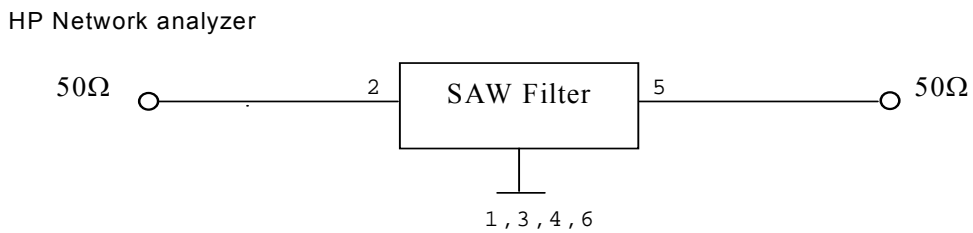
**C.OUTLINE DRAWING:**



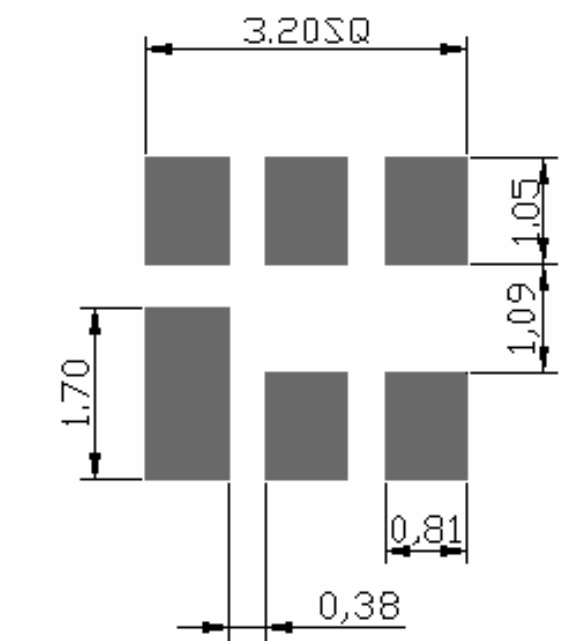
△ : Year Code (2009->9, 2010->0,..., 2018->8)

□ : Date Code (W01->A,W02->B,...W27->a,...,W52->z)

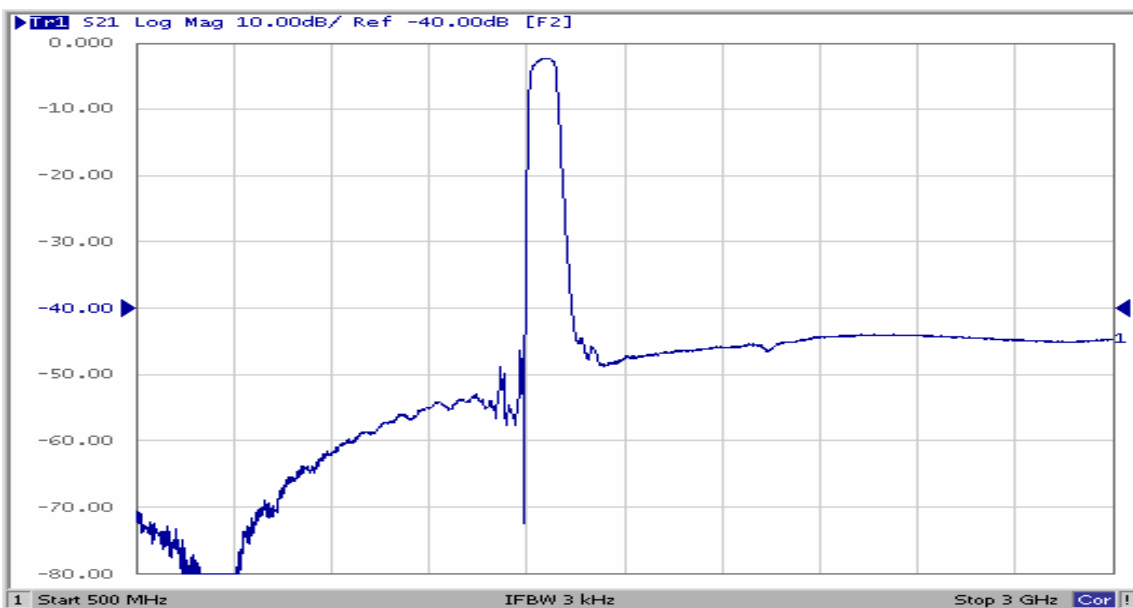
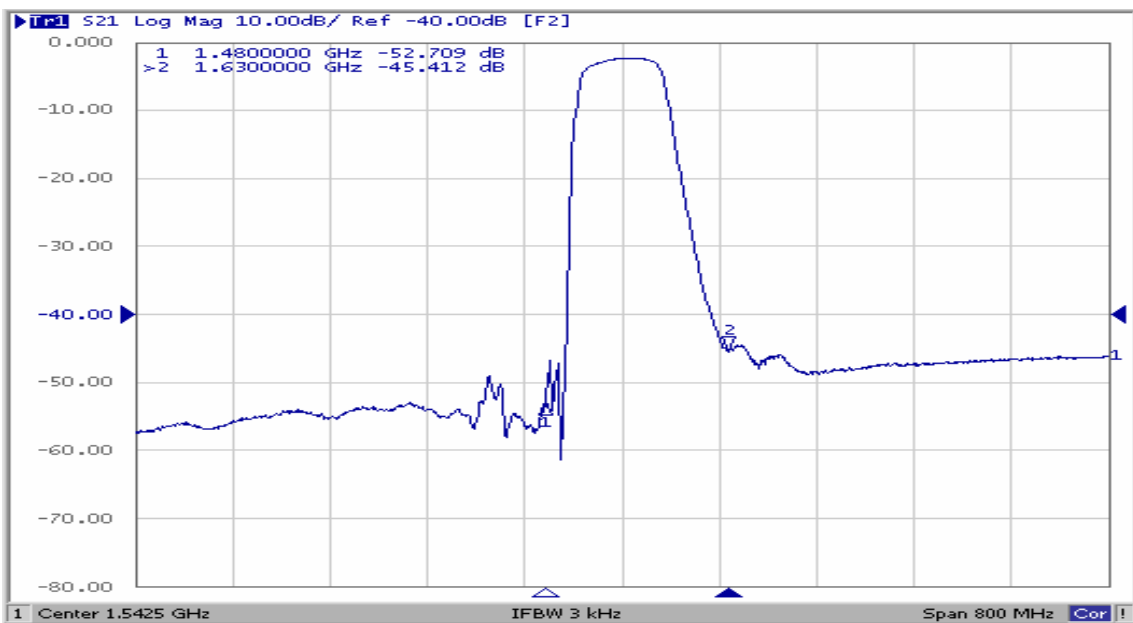
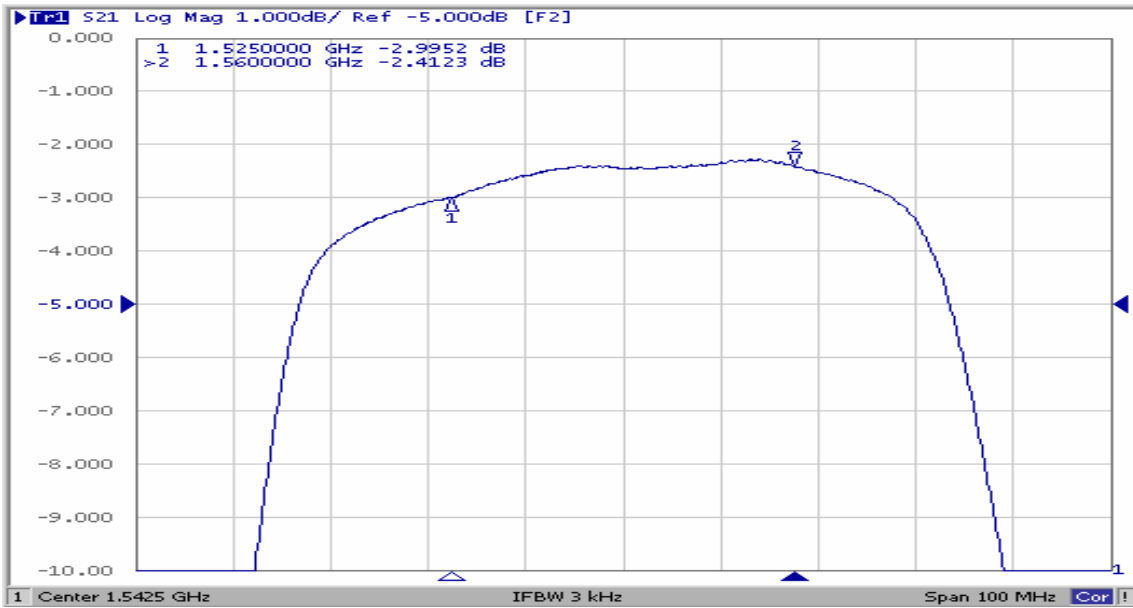
**D. MEASUREMENT CIRCUIT:**



**E. PCB Footprint:**



## F. Frequency Characteristics :







**H. RECOMMENDED REFLOW PROFILE :**

