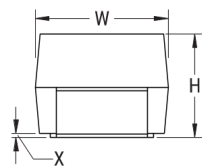


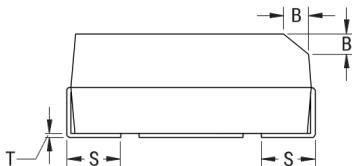
## T521D685M063AHE075

T521, Tantalum, Polymer Tantalum, 6.8 uF, 20%, 63 VDC, SMD, Polymer, Molded, Low ESR, Non-Combustible, 75 mOhms, 7343, Height Max = 3.1mm

CATHODE (-) END VIEW



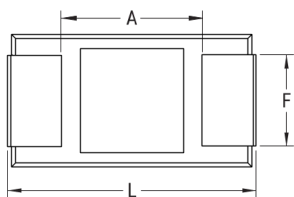
SIDE VIEW



ANODE (+) END VIEW



BOTTOM VIEW



Click [here](#) for the 3D model.

### Dimensions

|           |                 |
|-----------|-----------------|
| Footprint | 7343            |
| L         | 7.3mm +/-0.3mm  |
| W         | 4.3mm +/-0.3mm  |
| H         | 2.8mm +/-0.3mm  |
| T         | 0.13mm REF      |
| S         | 1.3mm +/-0.3mm  |
| F         | 2.4mm +/-0.1mm  |
| A         | 3.8mm MIN       |
| B         | 0.5mm +/-0.15mm |
| P         | 0.9mm REF       |
| R         | 1mm REF         |
| X         | 0.1mm +/-0.1mm  |

### Packaging Specifications

|                    |            |
|--------------------|------------|
| Packaging          | T&R, 178mm |
| Packaging Quantity | 500        |

### General Information

|                  |  |
|------------------|--|
| Series           | T521   |
| Dielectric       | Polymer Tantalum   |
| Style            | SMD Chip   |
| Description      | SMD, Polymer, Molded, Low ESR, Non-Combustible   |
| Features         | Low ESR, High Voltage  |
| RoHS             | No   |
| Prop 65          | <b>⚠ WARNING:</b> Cancer and reproductive harm - <a href="http://www.p65warnings.ca.gov">http://www.p65warnings.ca.gov</a> . |
| SCIP Number      | b064b03e-bd75-42af-b342-1fe94dec2340   |
| Termination      | Tin Lead (SnPb)  |
| AEC-Q200         | No   |
| Component Weight | 434.83 mg  |
| Shelf Life       | 52 Weeks   |
| MSL              | 3  |

### Specifications

|                       |   |
|-----------------------|---|
| Capacitance           | 6.8 uF  |
| Capacitance Tolerance | 20%   |
| Voltage DC            | 63 VDC (105C), 42.21 VDC (125C)                                     |
| Temperature Range     | -55/+125°C  |
| Rated Temperature     | 105°C   |
| Life                  | 2000 Hrs (125C)   |
| Humidity              | 60C, 90% RH, 500 Hours, No Load                                     |
| Dissipation Factor    | 10% 120Hz 25C   |
| Failure Rate          | N/A   |
| Resistance            | 75 mOhms (100kHz 25C)   |
| Ripple Current        | 2050 mA (rms, 100kHz 45C), 2050 mA (rms, 85C), 512.5 mA (rms, 125C) |
| Leakage Current       | 42.8 uA (5min 25°C)   |

Statements of suitability for certain applications are based on our knowledge of typical operating conditions for such applications, but are not intended to constitute - and we specifically disclaim - any warranty concerning suitability for a specific customer application or use. This Information is intended for use only by customers who have the requisite experience and capability to determine the correct products for their application. Any technical advice inferred from this Information or otherwise provided by us with reference to the use of our products is given gratis, and we assume no obligation or liability for the advice given or results obtained.