

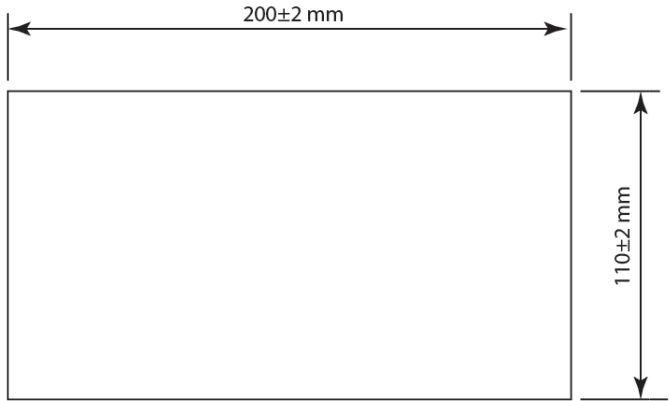
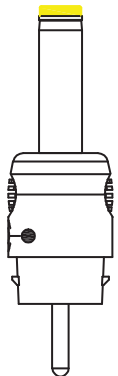
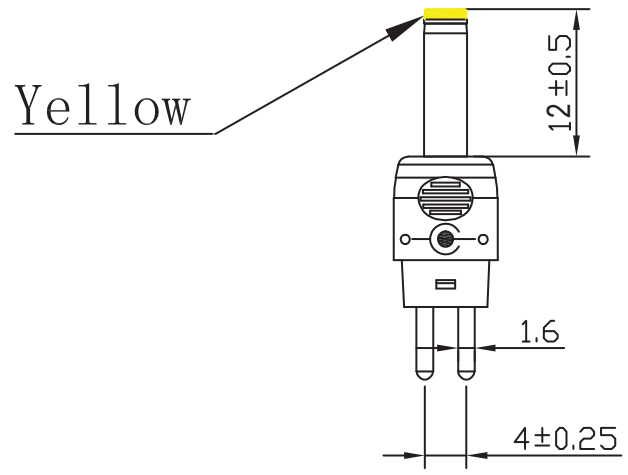
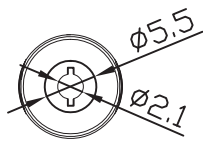
PROPRIETARY INFORMATION:
 PROPRIETARY OF GLOBTEK, INC. ANY REPRODUCTION, DISCLOSURE OR
 USE OF THIS DRAWING, IN WHOLE OR IN PART, IS HEREBY
 PROHIBITED EXCEPT AS SPECIFIED IN WRITING BY GLOBTEK, INC.

REVISION			
REV	DESCRIPTION	DATE	APPROVED
A	INITIAL RELEASE, RFS. 27104 MK	06/13/18	MK

5.5*2.1*12 mm with internal Spring Clip and
 Locking Notch or Equa , Yellow


Packaging:

1. Qty: 50 pcs per PE Vacuum Sealed bag.
2. Bag Dimensions: 200*110 mm



DC00080

RELEASED
 By N.Frost at 6:15 pm, Sep 23, 2018

DASH NO.	PART NO	REV.	DESCRIPTION	NOTES
TABULATION BLOCK				
		TOLERANCES: DECIMALS ANGULAR .xx +/- 0.1 +/- 1° .xxx +/- .005		 GlobTek, Inc. www.globtek.com 186 Veterans Dr. Northvale, NJ 07647 Tel. 201-784-1000 Fax 201.784.0111
		MILLIMETERS ANGULAR .xx +/- 0.3 +/- 1° .xxx +/- .013		
INIT.BY: MK	DATE: 06/13/18	DWG TITLE: Femal Barrel Connector 5.5*2.1*12 mm with Spring Clip and Locking Notch or Equal, Yellow		
DRAWN: NF	DATE: 06/13/18	FSCN No.: G, CC	SIZE A	MODEL: N / A
APRVD: MK	DATE: 06/13/18	SCALE: NONE	PART NO: T-C-12-S(R)	REV: A
				SHEET 1/1

Contents of this document are subject to change without prior notice

Foot Note:
 Globtek Inc. will not be liable for the safety and performance of these power product if unauthorized access and repair occurs. End user should consult the applicable UL, CSA or EN Standards for proper installation instruction.

Limitation of Use:
 Globtek product are not authorized for use as mission critical components in life support, hazardous environment, nuclear or aircraft applications without prior written approval from the CEO of Globtek Inc.