

BRACKET

Glass-fibre reinforced polyamide based (PA) technopolymer, black colour, matte finish.

GUIDE RAIL CYLINDER

Glass-fibre reinforced technopolymer. Black colour, matte finish.

STANDARD EXECUTION

Nickel-plated AISI 431 stainless steel eye screw, AISI 304 stainless steel nut and washer.

- **SPR-A:** with lower lip.
- **SPR-B:** without lower lip.

FEATURES AND APPLICATIONS

Particularly suitable when linear and angular positioning of the guide rail is required.

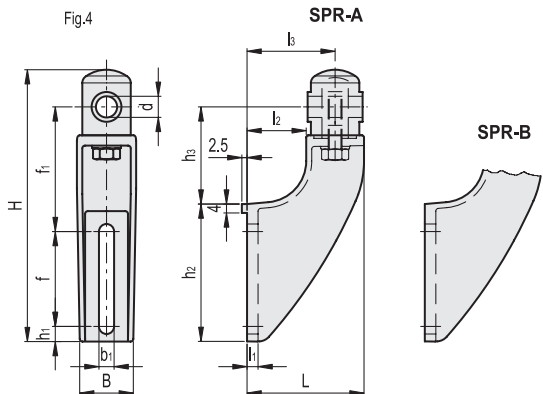
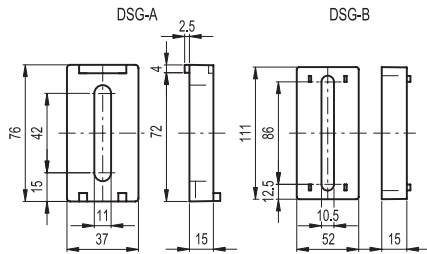
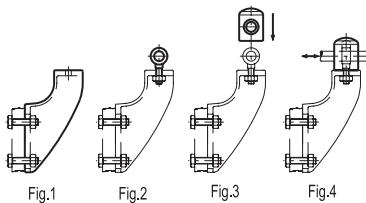
Maximum tightening torque for screw assembly 39 Nm.

ACCESSORIES ON REQUEST

Spacer for guide rail bracket DSG-A (code 419676) or DSG-B (code 419677) in glass-fibre reinforced technopolymer, black colour, matte finish.

ASSEMBLY INSTRUCTIONS

- Fit the guide rail bracket (Fig. 1).
- Insert the eye screw in the guide rail support hole and screw the relevant nut and washer (Fig. 2).
- Assemble the guide rail cylinder on the eye (Fig. 3).
- Insert the guide pin in the guide rail cylinder hole. Set its linear and angular position and then fasten the nut (Fig. 4).



Conversion Table	
1 mm = 0.039 inch	
mm	inch
12	0.47
14	0.55
16	0.63

SPR-A

Code	Description	d Pin	H	L	B	f	f1	b1	h1	h2	h3	l1	l2	l3	⚖
419760	SPR.12-A	12	158	70	37	42	79	11	15	76	60	8	30	50	176
419761	SPR.14-A	14	158	70	37	42	79	11	15	76	60	8	30	50	175
419762	SPR.16-A	16	158	70	37	42	79	11	15	76	60	8	30	50	174

SPR-B

Code	Description	d Pin	H	L	B	f	f1	b1	h1	h2	h3	l1	l2	l3	⚖
419664	SPR.12-B	12	193	85	41	69	90	11	11	100	70	8	43	64	196
419665	SPR.14-B	14	193	85	41	69	90	11	11	100	70	8	43	64	195
419666	SPR.16-B	16	193	85	41	69	90	11	11	100	70	8	43	64	194

