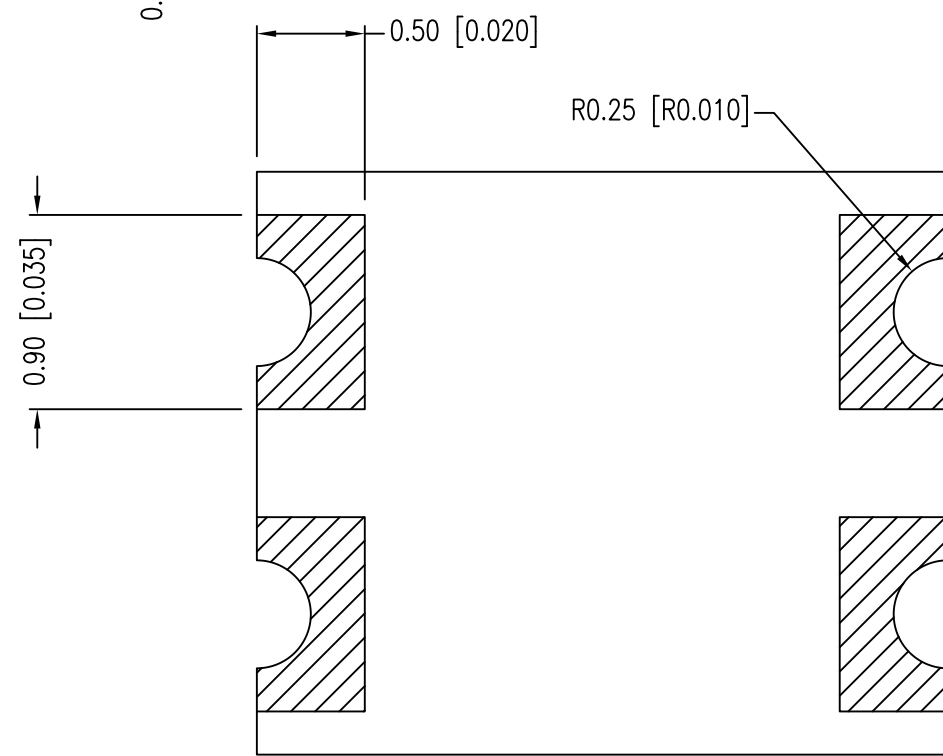
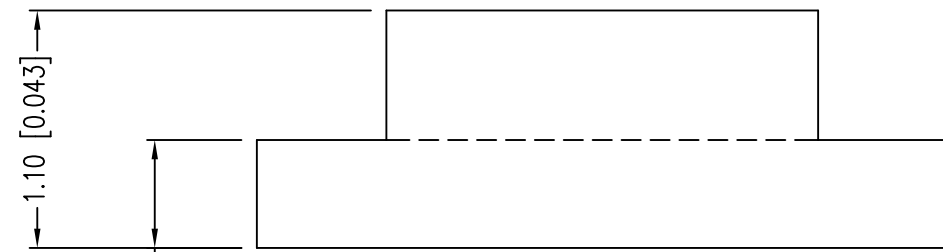
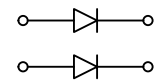
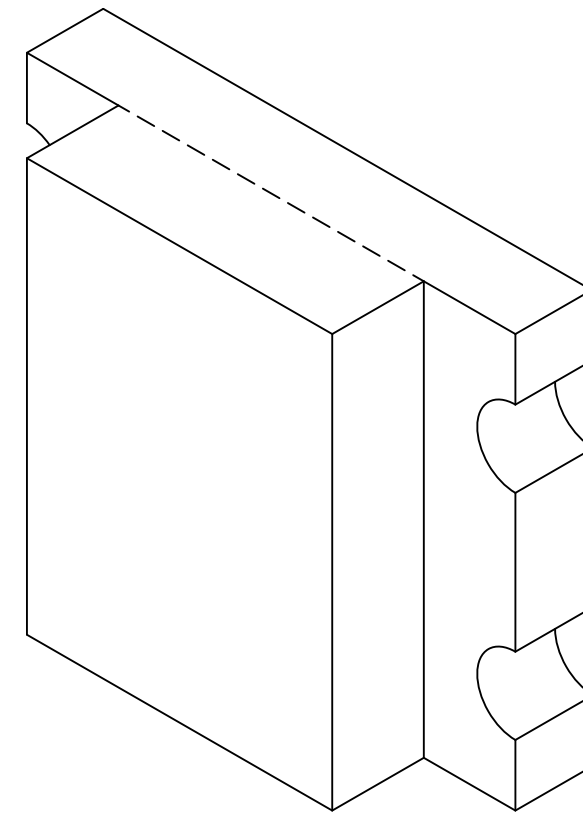
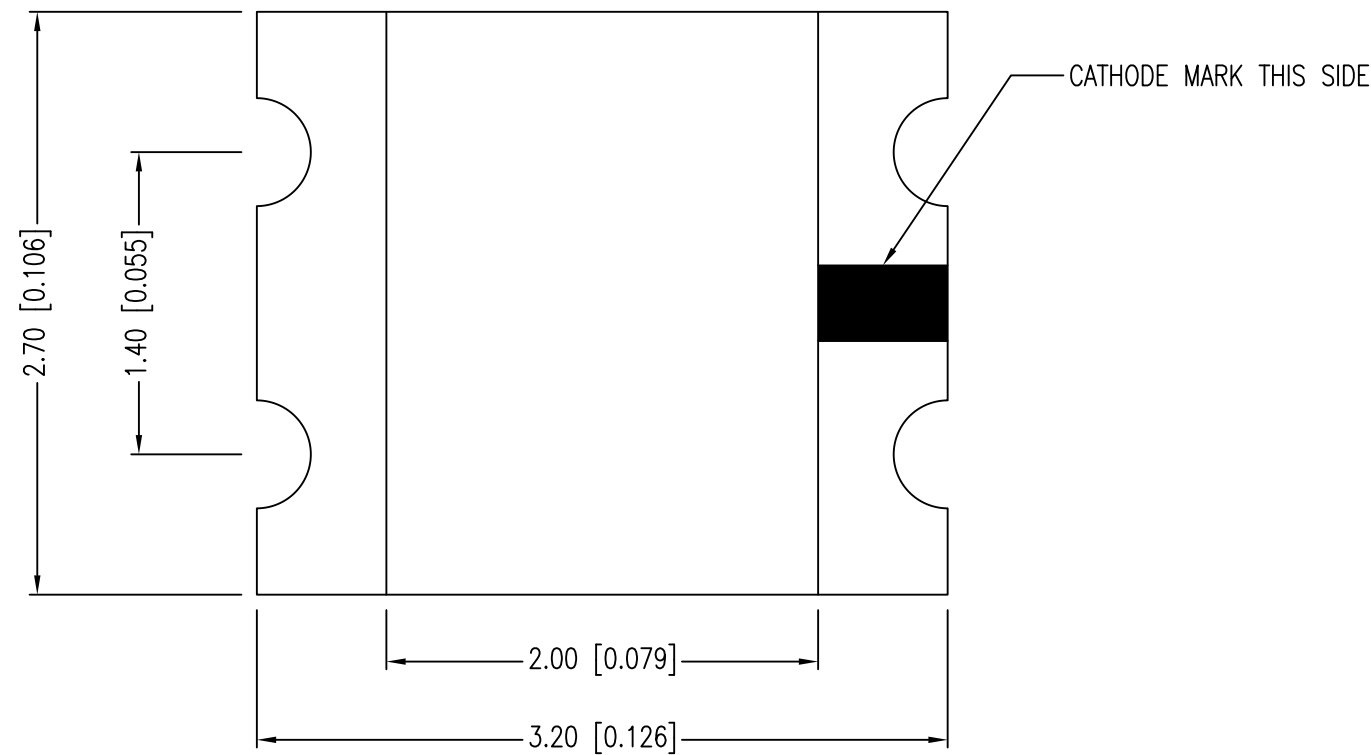
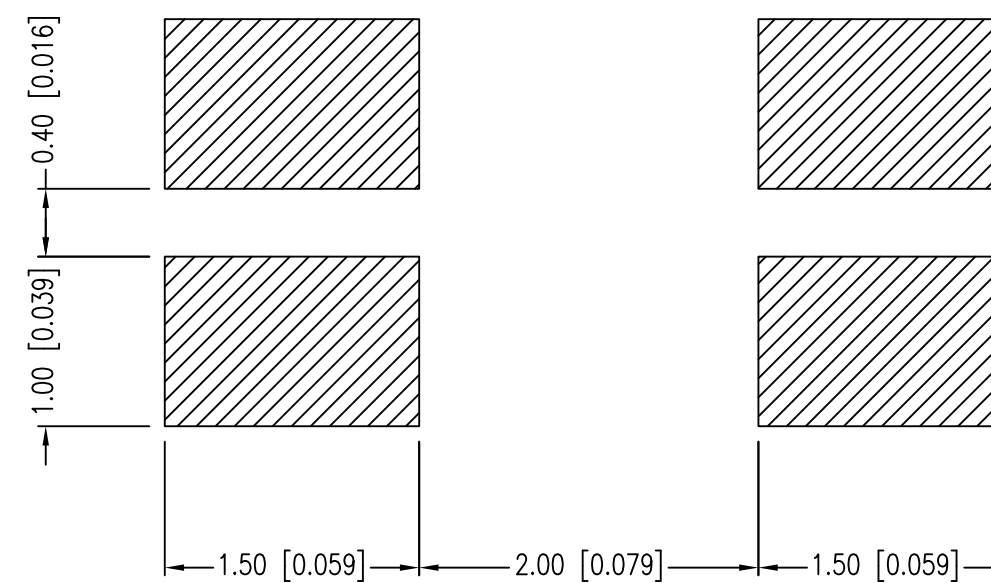


PART NUMBER	SML-LX1210SRSRC-TR	REV.	I
DATE	E.C.N. NUMBER AND REVISION COMMENTS		REV.
11.06.95	ADDED TAPE W/POLARITY AND DIRECTION.		A
03.17.97	E.C.N. #10324.		B
05.22.98	E.C.N. #10404, & #10BRDR & REDRAWN.		C
01.04.01	E.C.N. #10695.		D
01.25.02	E.C.N. #10834.		E
03.25.03	E.C.N. #10972.		F
03.10.09	E.C.N. #11508.		G
07.22.11	E.C.N. #10BRDR. & REDRAWN.		H
11.14.18	ECN-Lumex201800168		I



RECOMMENDED SOLDER PAD LAYOUT



ELECTRO-OPTICAL CHARACTERISTICS $T_a=25^\circ\text{C}$ $I_f=20\text{mA}$					
PARAMETER	MIN	TYP	MAX	UNITS	TEST COND
PEAK WAVELENGTH		660		nm	
FORWARD VOLTAGE		1.7	2.2	Vf	
REVERSE VOLTAGE	5.0			Vr	$I_r=100\mu\text{A}$
AXIAL INTENSITY		15		mcd	$I_f=20\text{mA}$
VIEWING ANGLE		160		2x theta 1/2	
EMITTED COLOR:	RED				
EPOXY LENS FINISH:	WATER CLEAR				

LIMITS OF SAFE OPERATION AT 25°C		
PARAMETER	MAX	UNITS
PEAK FORWARD CURRENT*	100	mA
STEADY CURRENT	30	mA
POWER DISSIPATION	80	mW
DERATE FROM 25°C	-1.2	mW/°C
OPERATING TEMP.	-25 TO +85	°C
STORAGE TEMP.	-30 TO +85	°C

* $t < 10\mu\text{s}$

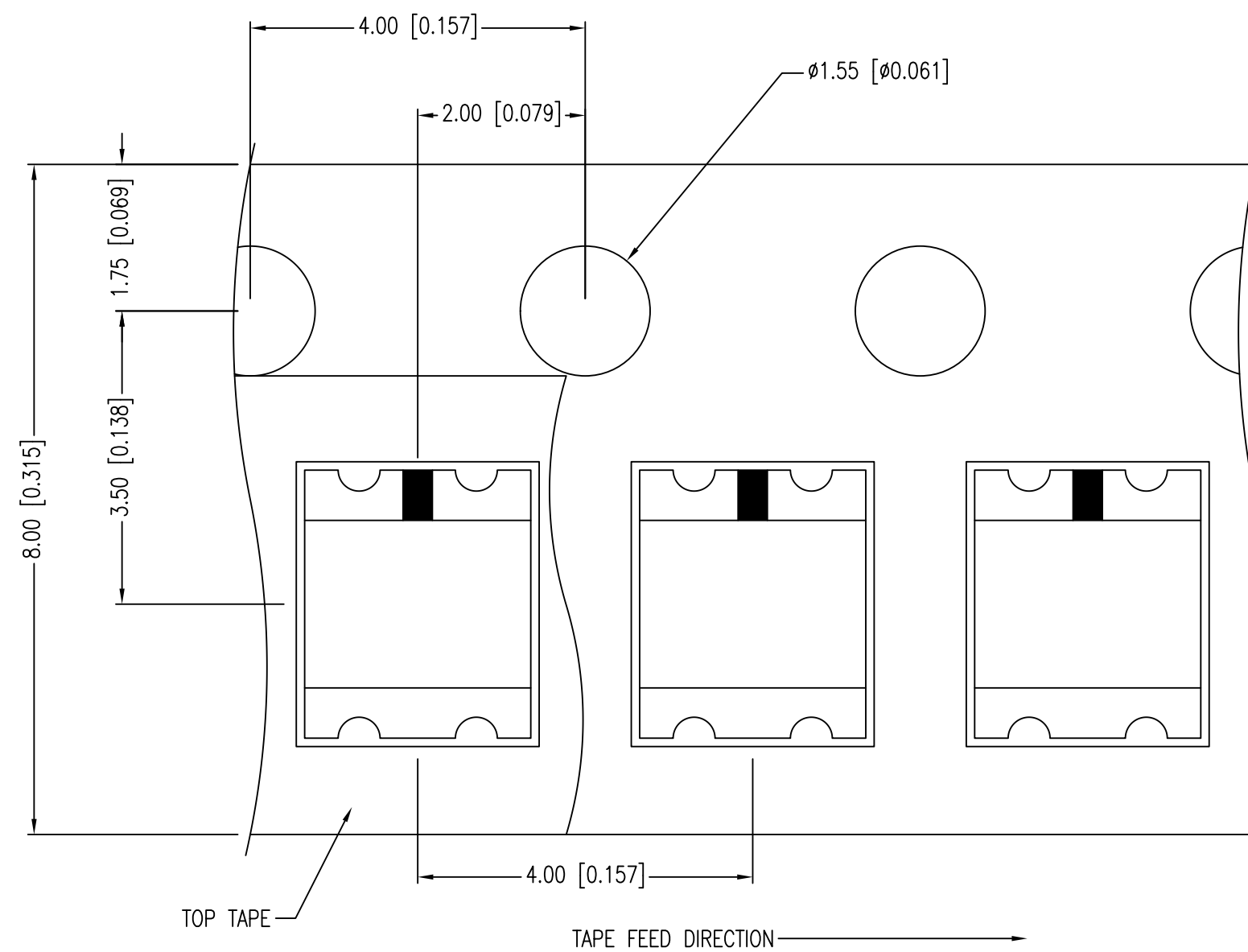
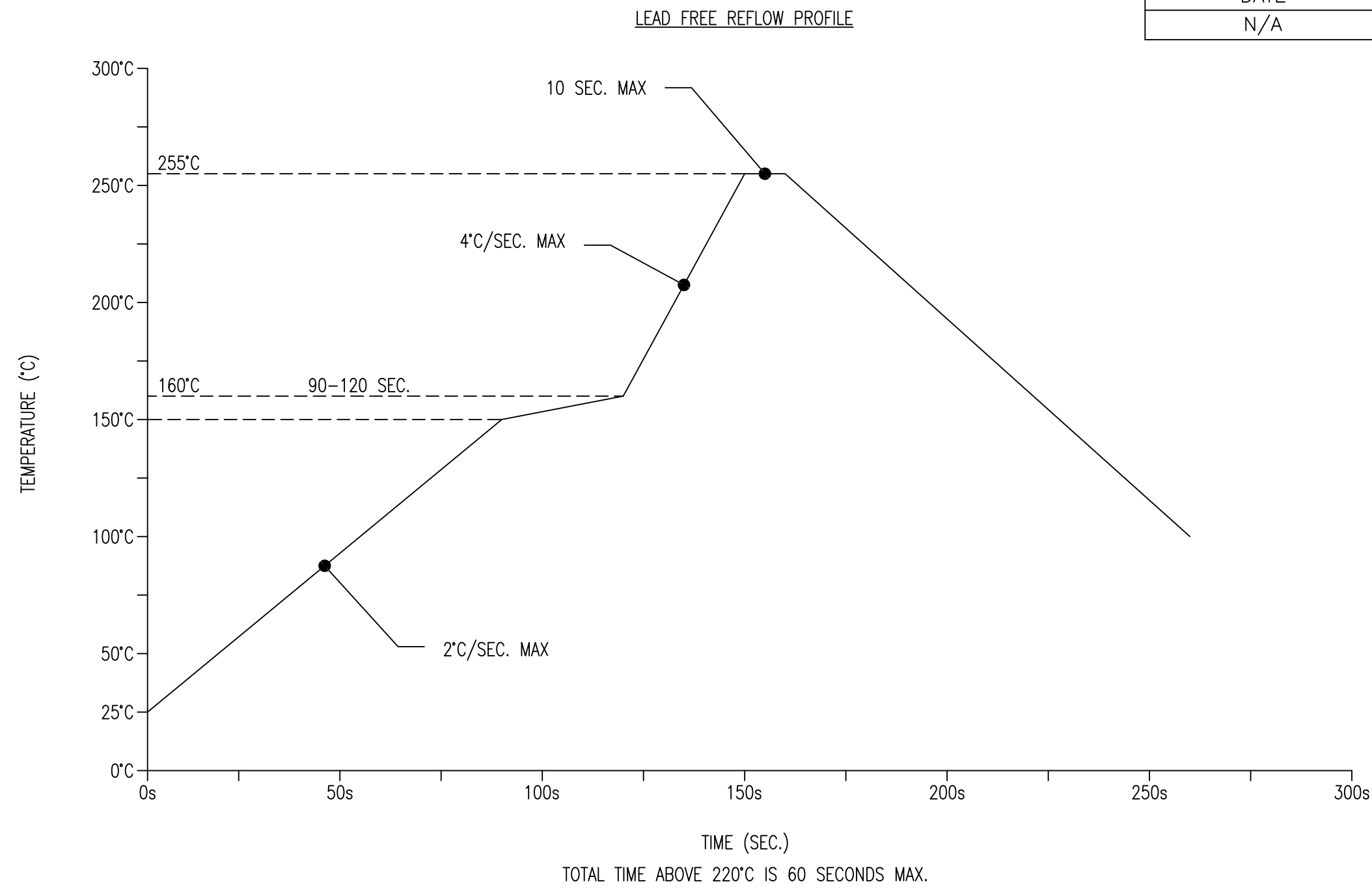
CAUTION: MOISTURE SENSITIVE DEVICE
PER JEDEC LEVEL 3 STANDARDS

*UNLESS OTHERWISE SPECIFIED TOLERANCES PER DECIMAL PRECISION ARE: X=±1 (±0.039), X.X=±0.5 (±0.020), X.XX=±0.25 (±0.010), X.XXX=±0.127 (±0.005). LEAD SIZE=±0.05 (±0.002), LEAD LENGTH=±0.75 (±0.030). MIN= $\begin{matrix} +0.00 \\ -0.00 \end{matrix}$ DECIMAL PRECISION MAX= $\begin{matrix} +0.00 \\ -0.00 \end{matrix}$ DECIMAL PRECISION

THE SPECIFICATIONS MAY CHANGE AT ANY TIME WITHOUT NOTICE.

CONFIDENTIAL INFORMATION
THE INFORMATION CONTAINED IN THIS DOCUMENT IS THE PROPERTY OF LUMEX INC. EXCEPT AS SPECIFICALLY AUTHORIZED IN WRITING BY LUMEX INC., THE HOLDER OF THIS DOCUMENT SHALL KEEP ALL INFORMATION CONTAINED HEREIN CONFIDENTIAL AND SHALL PROTECT SAME IN WHOLE OR IN PART FROM DISCLOSURE AND DISSEMINATION TO ALL THIRD PARTIES.

PART NUMBER	SML-LX1210SRSRC-TR	REV.	I
DATE	E.C.N. NUMBER AND REVISION COMMENTS	REV.	
N/A	FOR REVISION HISTORY PLEASE SEE PAGE 1		N/A



NOTES:

1. THE CATHODE IS ORIENTED TOWARDS THE TAPE SPROCKET HOLE.
2. LOCATION FOR CATHODE MARK CAN BE EITHER ON THE TOP OR BOTTOM OF THE PART.

*UNLESS OTHERWISE SPECIFIED TOLERANCES PER DECIMAL PRECISION ARE: X=±1 (±0.039), X.X=±0.5 (±0.020), X.XX=±0.25 (±0.010), X.XXX=±0.127 (±0.005). LEAD SIZE=±0.05 (±0.002), LEAD LENGTH=±0.75 (±0.030). MIN= ^{+0.00} DECIMAL PRECISION / -0.00 DECIMAL PRECISION



425 N. GARY AVE.
 CAROL STREAM, IL 60188-4900
 PHONE: 800-278-5666
 FAX: 630-315-2152
 WEB: WWW.LUMEX.COM

2.7x 3.2mm P.C.B. SURFACE MOUNT LED, DUAL 660nm RED CHIPS, WATER CLEAR LENS, TAPE & REEL.

THE SPECIFICATIONS MAY CHANGE AT ANY TIME WITHOUT NOTICE.

CONFIDENTIAL INFORMATION
 THE INFORMATION CONTAINED IN THIS DOCUMENT IS THE PROPERTY OF LUMEX INC. EXCEPT AS SPECIFICALLY AUTHORIZED IN WRITING BY LUMEX INC., THE HOLDER OF THIS DOCUMENT SHALL KEEP ALL INFORMATION CONTAINED HEREIN CONFIDENTIAL AND SHALL PROTECT SAME IN WHOLE OR IN PART FROM DISCLOSURE AND DISSEMINATION TO ALL THIRD PARTIES.

DATE:	11.14.18	DRAWN BY:	C.S.
PAGE:	2 OF 2	CHKD BY:	E.C.
SCALE:	NTS	APRVD BY:	G.Y.
UNIT:	mm [INCH]		(Pb)