

Rotary Disconnect Switch, SE Series, 2-3-4 Poles, Type B, Panel Mounting



REGOLUS SWITCH DISCONNECTORS

The Giovenzana Disconnectors Regolus Series, built to the most stringent European and international standards (IEC / EN 60947-3, UL508), meets all the safety requirements.

The long industrial experience combined with the use of the best materials, plant and most modern design tools, enables us to produce a range of high quality equipment placing Giovenzana brand as synonymous of reliability, operational reliability and durability of its products.

SE SERIES

The disconnectors modular SE Series from 2 to 4 poles, from 32A to 100A allows to install IP20 terminal protections and auxiliary contacts (SE16-SE32 only).

GENERAL CHARACTERISTICS

- ◆ Rated current from 32A to 100A
- ◆ Series modular with 4 poles
- ◆ Matching with auxiliary contacts

AVAILABLE VERSIONS

- ◆ Panel mounting Screw Fixing
- ◆ Panel mounting Ø22,5mm Central Hole Fixing (SE16-SE32 only)
- ◆ Base Mounting
- ◆ Door locking

COMPLY WITH RULES

- ◆ IEC/EN 60947-3, UL508.
- ◆ IEC/EN 60947-5-1, UL508 (auxiliary contacts).

SERIES			SE16 - SE32	SE63 - SE80 SE100	AUXILIARY CONTACTS			
Protection class	control terminals	EN 60529 (UL50 ◆) NEMA 4X EN 60529	IP65 (Type 1 - 4 - 4X) IP20	IP65 (Type 1 - 4 - 4X) IP20	- IP20			
Material Group		EN 60947-1	II	II	II			
Pollution class		EN 60947-1	3	3	3			
Flammability		UL94	VO (Live Electric parts)	VO (Live Electric parts)	VO (Live Electric parts)			
Ambient Temperature		°C	Operating: -25 +55 Storage: -30 +70	Operating: -25 +55 Storage: -30 +70	Operating: -25 +55 Storage: -30 +70			
Climate Withstand		IEC 68 part 2-3 IEC 68 part 2-30	Constant Hot Damp Cyclical Hot Damp	Constant Hot Damp Cyclical Hot Damp	Constant Hot Damp Cyclical Hot Damp			
Connections	Terminal Block Caliber Terminal Screw Screwing Torque	EN60947-1 EN60947-1	A6 M4 1,2 Nm	A8 M5 3 Nm	A2 M3,5 0,8 Nm			
Connectable Section	Flexible Conductors n°1 min/max	mm ² AWG	7 lb. in. (0,8 Nm) 1,5 - 10 16 - 8	32,0 lb. in. (3,6 Nm) 6 - 25 10 - 2	12 lb. in. 1 - 2,5 18 - 12			
	Solid Conductors n°1 min/max	mm ² AWG	1,5 - 10 16 - 8	10 - 35 10 - 2	1 - 2,5 18 - 12			
Contacts		UL508	Slow opening Double-Break	Slow opening Double-Break	Slow opening Double-Break Positive opening for NC ◆			
Opening Angles			90°	90°	-			
Mechanical Lifetime		nr. of cycles	100.000	100.000	1.500.000			
Maximum Altitude	Until 2000 mt Over 2000 mt	Derating Voltage Derating (V) Power Derating (A)	Standard < 1% ogni 100 m < 1% ogni 1000 m	Standard < 1% ogni 100 m < 1% ogni 1000 m	-- -- --			
CERTIFICATIONS			SE 16	SE 32	SE 63	SE 80	SE 100	AUXILIARY CONTACTS
CE	CE Mark - Europe		■	■	■	■	■	■
cUL	cUL Listed - USA and Canada		●	●	●	●	●	●
IMQ	Istituto Marchio Qualità (IMQ) - Italy		●	●	●	●	●	●
CCC	CCC China		●	●	●	●	●	●
EAC	EAC Russia		●	●	●	●	●	●

Rotary Disconnect Switch, SE Series, 2-3-4 Poles, Type B, Panel Mounting



EN 60947-3 CHARACTERISTICS			SE16	SE32	SE63	SE80	SE100	AUXILIARY CONTACTS
Rated operating voltage Ue	V		690*	690*	690	690	690	690
Rated insulation voltage Ui	V		690*	690*	690	690	690	690
Rated impulse withstand voltage Uimp (sectionable)	kV		4*	4*	8	8	8	4
Rated thermal current Ith	A		(30*) 32	40*	63*	86*	100	16
Rated thermal current in enclosed Ithe	A		(30*) 32	40*	63*	86*	86	10
Frequency	Hz		50	50	50	50	50	50/60
RATED OPERATING CURRENT Ie: alternate current			SE16	SE32	SE63	SE80	SE100	AUXILIARY CONTACTS
AC-21A Switching resistive loads with light overloads	690V	A	(30*) 32	(32*) 40	63*	80*	100	AC-15 240V - 5A
AC-22A Switching mixed resistive and inductive loads at light overloads	500V	A	-	-	-	-	100	DC-13
AC-23A Periodic switching of motors 3 phases - 3 poles	690V	A	(20*) 25	32*	63*	80*	86	250V - 0,44A
	230V	A/kW	25/7,5	32/10	50/15	63/18,5	70/22	-
	400V	A/kW	25/15	32/18,5	50/30	60/33	67/37	-
	500V	A/kW	25/15	32/22	50/37	60/40	67/45	-
AC3 Starting of cage motors (interruption hile running) 3 phases - 3 poles	690V	A/kW	(16*)20/18,5	25*/22	32/30	35/33	38/37	-
	230V	A/kW	22/7,5	30/9	40/11	50/15	60/18,5	-
	400V	A/kW	22/11	30/15	40/22	50/25	55/30	-
	500V	A/kW	22/11	30/18,5	40/30	50/33	55/37	-
Nominal interruption power AC-23A (cosfi 0,45)	690V	A/kW	(12*)22/11	(20*)22/18,5	25/22	27/25	32/30	-
	230V	A	200	256	400	504	560	-
	400V	A	200	256	400	480	536	-
	500V	A	200	256	400	480	536	-
690V	A	160	200	256	280	304	-	
SHORT CIRCUIT CHARACTERISTICS			SE16	SE32	SE63	SE80	SE100	AUXILIARY CONTACTS
Rated short-time short circuit withstand current Icw (1 s)	A		400*	400*	1500	1500	1500	-
Rated short circuit making capacity Icm	A		1500*	1500*	2840	2840	2840	-
Conditional rated short circuit withstand current	kA		10*	10*	10*	10*	10	1
Fuse rating gG	500V	A	-	-	-	-	100	10
	690V	A	40*	40*	(80*)63	(80*)	-	-
UL 508 CHARACTERISTICS			SE16	SE32	SE63	SE80	SE100	CONTATTI AUSILIARI
General Use	600V AC	A	32	40	63	80	100	HD A600 AC Q600 DC
Standard motor load single phase - 2 poles	120V AC	HP (FLA)	1,5 (20)	2 (24)	3 (34)	3 (34)	3 (34)	-
	200-208V AC	HP	2	3	-	-	-	-
	240V AC	HP (FLA)	3 (17)	5 (28)	7,5 (40)	7,5 (40)	10 (50)	-
Standard motor load 3 phases - 3 poles	200-208V AC	HP	7,5	10	-	-	-	-
	240V AC	HP (FLA)	7,5 (22)	10 (28)	10 (28)	10 (28)	10 (28)	-
	480V AC	HP (FLA)	10 (14)	15 (21)	20 (27)	25 (34)	25 (34)	-
	600V AC	HP (FLA)	15 (17)	20 (22)	25 (27)	30 (32)	30 (32)	-

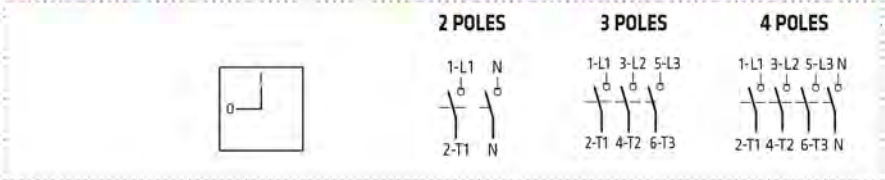
Rotary Disconnect Switch, SE Series, 2-3-4 Poles, Type B, Panel Mounting

TYPE B

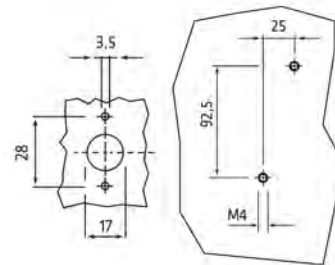
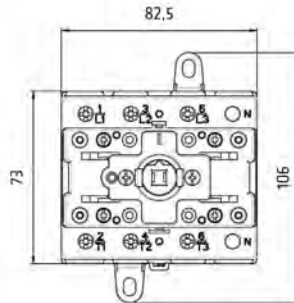
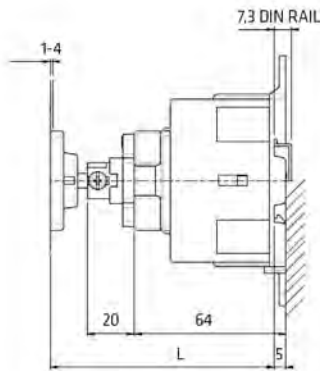


- Fixing box DIN RAIL DIN-EN 50022-35.
- Suitable for Door locking actuators.

SERIES	AC-21A	AC-23A	CODE		
	AMP. 690V	AMP. 400V	2 POLES	3 POLES	4 POLES
SE63	63	50	SE630002B	SE630003B	SE630004B
SE80	80	60	SE800002B	SE800003B	SE800004B
SE100	100	67	SE1000002B	SE1000003B	SE1000004B



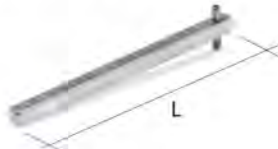





	STANDARD SHAFT	EXTENSION SHAFT □ 6 CODE 20900010
L min	98	98 (with cut shaft)
L max	128	228



Panel

Box

<p align="center">BOX FIXING PLATE</p>  <p align="center">SE16 - SE32</p> <p align="center">11814005</p>	<p align="center">BOX SHAFT BF1/1NGO</p>  <p align="center">SE16 - SE32</p> <p align="center">11706237</p>												
<p align="center">SHAFT EXTENSION FOR DOOR INTERLOCK</p>  <table border="1" data-bbox="121 955 792 1102"> <thead> <tr> <th></th> <th>□5</th> <th>□6</th> </tr> </thead> <tbody> <tr> <td></td> <td>SE16 - SE32</td> <td>SE63 - SE80 SE100</td> </tr> <tr> <td>L 185 mm</td> <td>20401089</td> <td>20900010</td> </tr> <tr> <td>L 300 mm</td> <td>20401164</td> <td>20900011</td> </tr> </tbody> </table>		□5	□6		SE16 - SE32	SE63 - SE80 SE100	L 185 mm	20401089	20900010	L 300 mm	20401164	20900011	<p align="center">TERMINAL PROTECTION</p>  <p align="center">2 pieces</p> <p align="center">SE63 - SE80 - SE100 / 4 poles Box & Panel Mounting</p> <p align="center">20900003</p>
	□5	□6											
	SE16 - SE32	SE63 - SE80 SE100											
L 185 mm	20401089	20900010											
L 300 mm	20401164	20900011											
<p align="center">AUXILIARY CONTACTS</p>  <table border="1" data-bbox="121 1444 792 1659"> <thead> <tr> <th colspan="2">SE16 - SE32</th> </tr> <tr> <th>CODE</th> <th>DIAGRAM</th> </tr> </thead> <tbody> <tr> <td>PL004001</td> <td>1NC 1 — 2</td> </tr> <tr> <td>PL004002</td> <td>1NO 3 — 4</td> </tr> </tbody> </table>	SE16 - SE32		CODE	DIAGRAM	PL004001	1NC 1 — 2	PL004002	1NO 3 — 4	<p align="center">AUXILIARY CONTACTS FIXING PLATE</p>  <p align="center">SE16 - SE32</p> <p align="center">11814021</p> <p>The sale of these two accessories is matched for the correct use of the product.</p>				
SE16 - SE32													
CODE	DIAGRAM												
PL004001	1NC 1 — 2												
PL004002	1NO 3 — 4												