



# East Electronics



## Product Specification

48273 Lakeview Blvd  
Fremont, CA 94538, U.S.A  
Tel: 510-413-0002  
Fax: 510-413-0010

<http://www.east-elec.com>

Product Name:	Speaker
Part Number:	SCM-2415L4.5-8N1R (8Ω1W)
Version:	Rev. 1
Date:	2019-5-25
Note:	

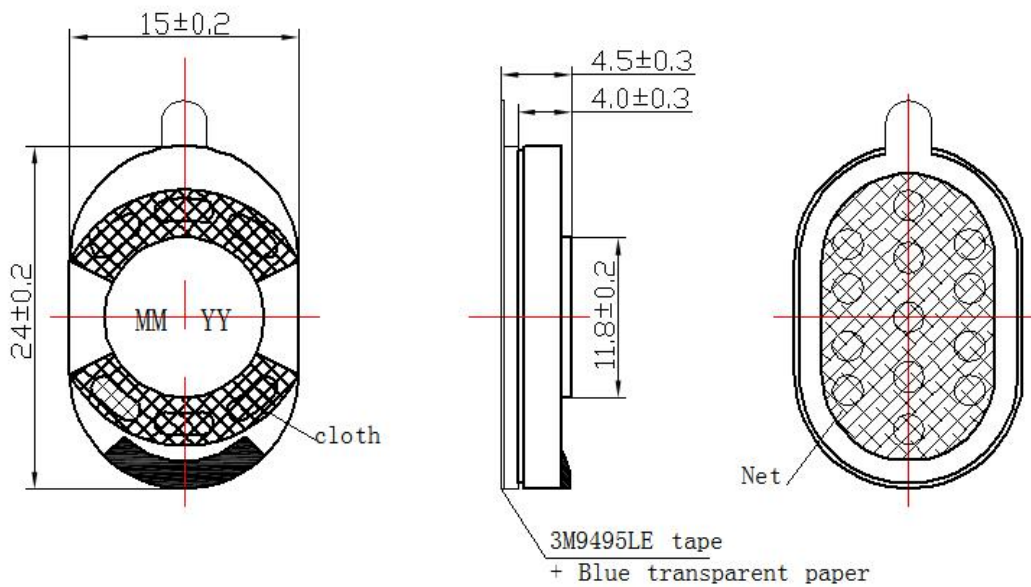
**Company passed ISO 9001 / ISO TS16949 / ISO 14001 Certifications**

### Revision History

Rev.	Description	Author/Date	Checked By	Approver
1	Released	Lv Wenbin May 25, 2019	Gao Rong	Wang Jiancheng

# 1. Part Number : SCM-2415LL4.5-8N1R

## 2. Dimension Drawing: (Unit: mm)



## 3. Specification:

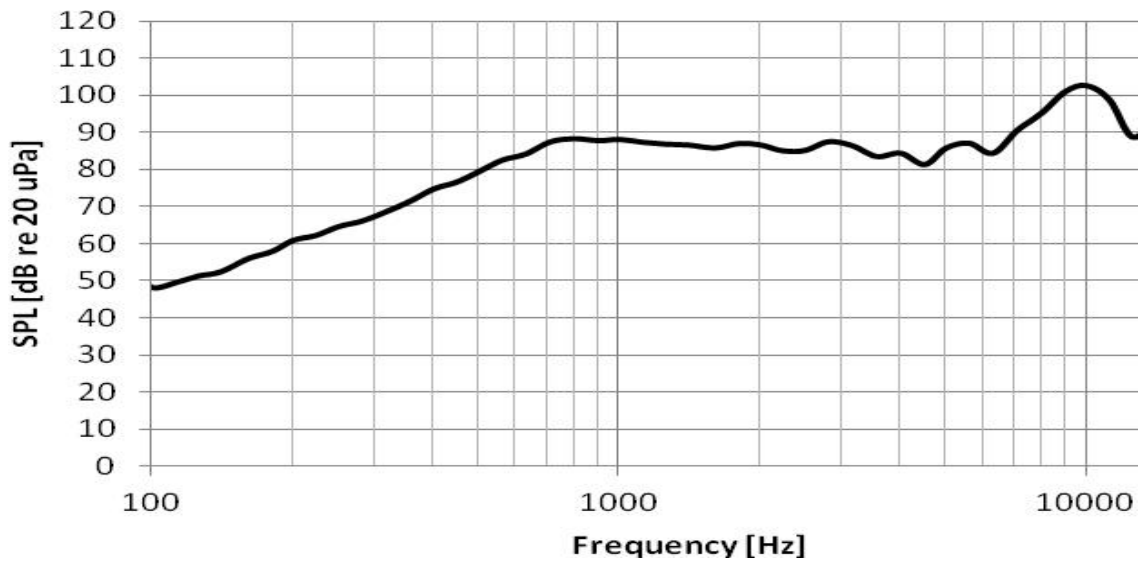
No.	Items	Specification
3-1	Rated impedance	8Ω± 15 %
3-2	Resonant frequency (f0)	750Hz ± 20 % <span style="float: right;">1.0 V</span>
3-3	SPL normal power input	88 dB ± 3 0.1W/0.1 M at 800,1000,1200 and 1500Hz average
3-4	Frequency range	f0 ~20 kHz SPL-10dB
3-5	Distortion	< 5 % at 1kHz input at 0.1W
3-6	Normal power	1.0 W
3-7	Maximum power	1.2 W
3-8	Appearance normal	@ A.T. 15~35°C, H.M. 25~75%, B.P. 86~106kPa
3-9	Buzzes & rattles no appearance	with sine wave from F0 to 5 kHz in free air <span style="float: right;">2.83 V</span>
3-10	Diaphragm material	Mylar
3-11	Weight	6.5 g

### NOTES :

1. Test in anechoic room and use the IEC standard baffle which size at : 1350 mm (W) X 1650 mm (H)
2. Test should be made under the conditions of room temperature (20 ±10 °C), relative humidity (60 ±20%) and normal atmospheric pressure. In this case, however, that the judgment is questionable, the test conditions are to be changed to room

temperature  $20 \pm 2$  °C, relative humidity 60~70% and normal atmospheric pressure.

#### 4. Typical Frequency Response Curve:



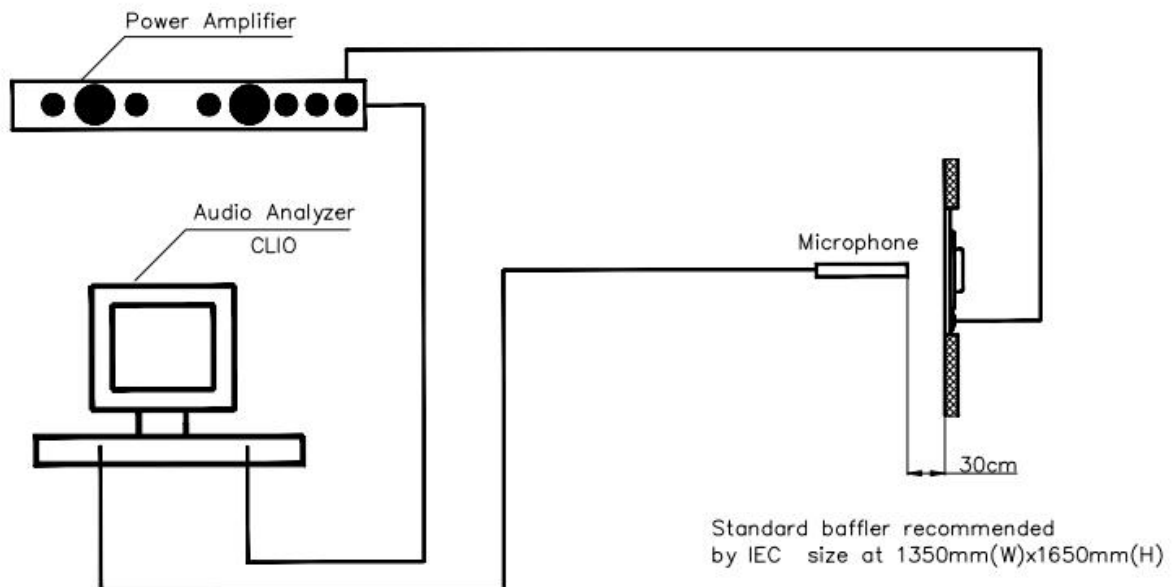
#### 5. Reliability Test:

No.	Item	Method of Test	Tolerance after Testing
5-1	Operating temperature	-20 °C ~ + 60 °C	
5-2	High-temperature loading & storage	@ ¼ rated noise power /60 ± 2 °C operating for 16 hours then depositing for 2 hours at constant temperature, completing testing within 1 hour after withdrawing.	Meet requirements of appearance, Buzzes & rattles after test
5-3	Low-temperature loading & storage	@ ¼ rated noise power /-10 ± 3 °C operating for 1 hours, depositing @ -25 ± 3 °C for 2 hours, then resuming at normal atmosphere conditions (GB/T9396-1996 4.2) for 4 hours.	Meet requirements of appearance, Buzzes & rattles, solderability after test
5-4	Static humidity /temperature	@ A.T. 40 ± 2 °C, H.M.93± 2 % depositing for 48 hours, then resuming @ normal atmosphere conditions (GB/T9396-1996 4.2) for 24 hours.	Meet requirements of appearance, Buzzes & rattles, insulation resistance, bearing voltage after test
5-5	Temperature (high and low) cycle test	Storage in -40 °C ± 5 °C for 2hours, in 20 °C ± 5 °C for 2 hours, in 60°C ± 5 °C for 2 hours then back in 20 °C ± 5 °C 2 hours, as one cycle. 12 cycle in total.	Appearance: no obviously damage Tone: no obviously noise

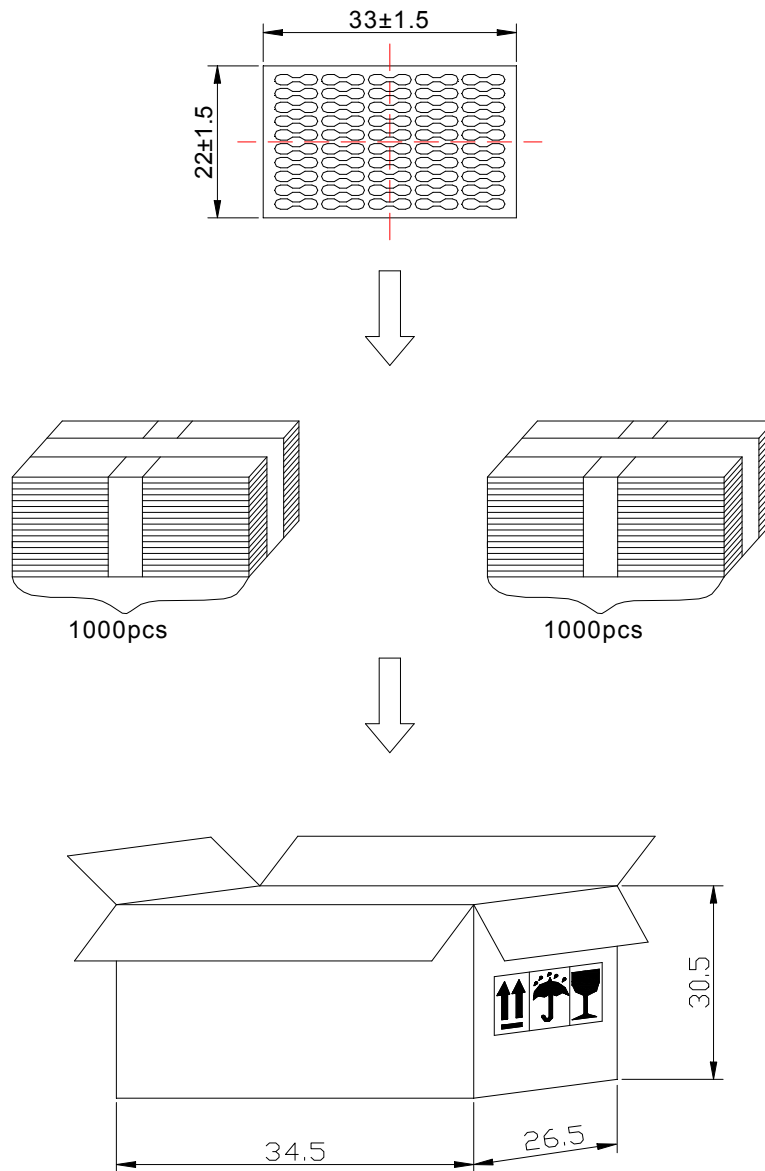
5-6	Drop test	Drop a product naturally from the height of 1000 mm onto the surface of 100 mm thick wooden board. Two directions: upper and side of the product are to be applied for this drop test once respectively.	SPL $\pm 3$ dB  F0 $\pm 20\%$
5-7	Life test in the room temperature	Input the signal with the valid frequency range on the speaker in continuously for 100 hours, the room temperature should control in 15 °C to 35 °C.	ACR $\pm 15\%$
5-8	Vibration test	Conduct the test for the directions of X Y and Z for 0.5 hour each (total 1.5 hours). To-and Fri sweep time(from 10 to 55 Hz and then 55 to 10) under single amplitude of 0.75 mm is 3 minute, then expose to the room temperature for 2 hours.	

**NOTE:** The frame is allowed to deform after drop test.

## 6. Electrical Testing Method:



## 7. Packing Information:



Packing information:

100pcs per tray

10 trays for unit , 2 units per carton

Total:2000 pcs per box

Size:34.5\*26.5\*30.5cm