


10 pack: 830 pts solder-in breadboard (Exact Solderless Match)



Product Highlights

Immersion Gold Finish

All holes are gold plated and are on a 0.1" grid

1/16" (1.6mm) thick FR-4 UL94V-0

Accepts a variety of wire sizes (20-32 AWG)

4 mounting holes

Usage

This board exactly copies the routing of an 830-pts full size solderless breadboard.

Allows direct transfer of circuits prototyped in a solderless breadboard to a solder-in breadboard to facilitate functional in-system testing or field testing.

Specifications

Wiring Pattern:

2 Distribution Strips

1 Terminal Strip

200 Distribution Holes

630 Terminal Holes

Dimensions:

6.6" x 2.3" x 0.0625" (167.64mm x 58.42mm x 1.6mm)

PCB construction:

FR-4 UL94V-0

PCB operating temperature range:

-40°C to +130°C (-40°F to +266°F)

PCB reflow maximum temperature:

+260°C (500°F)

PCB trace width:

0.059" (1.5mm)

PCB trace thickness:

1 oz copper / ft² (1.4 mils) (0.03556 mm)

PCB trace current capacity*:

10A continuous @ 40°C rise, 13A continuous @ 80°C rise*

Hole size:

1.0mm (40 mils) diameter

Recommended pin size:

25 mil square wire wrap posts or smaller


Diameter of 4 corner mounting holes:

3.2mm (125 mils)

* Derived from IPC-2221 current capacity graphs at 25°C ambient temperature. Actual current capacity will vary based on air flow, component density, and other factors.

Top View of SBB830


Topside silkscreen lines between holes show where bottom traces electrically connect holes.




(Representative drawing only - not to scale)

Complete Line of Proto Advantage Exact Solderless Match Solder-in Breadboards:


Tiny breadboard match (P/N: **SBB170**)




Full size breadboard match (P/N: **SBB830**)



1/6 size breadboard match (P/N: **SBB136**)



1/4 size breadboard match (P/N: **SBB206**)



1/2 size breadboard match (P/N: **SBB400**)

