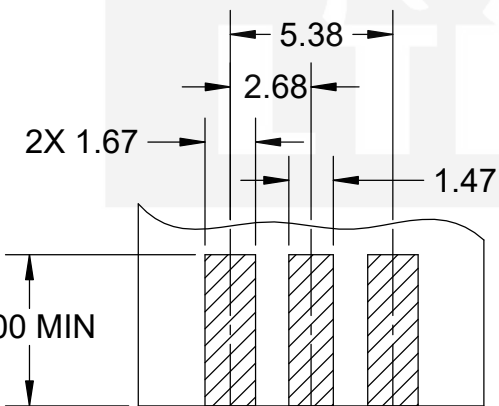
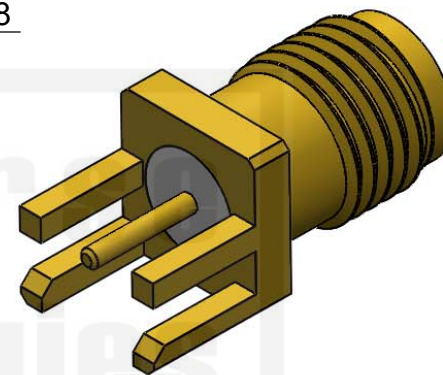
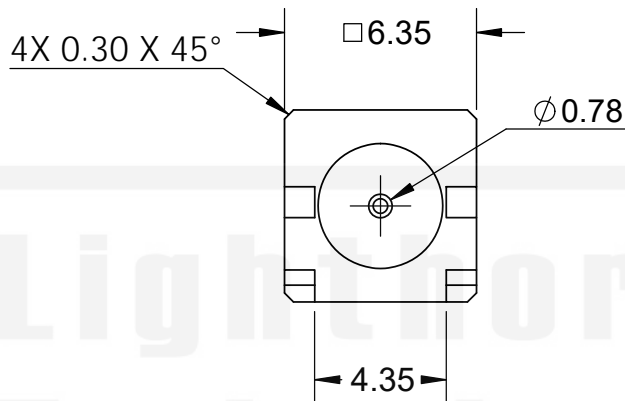
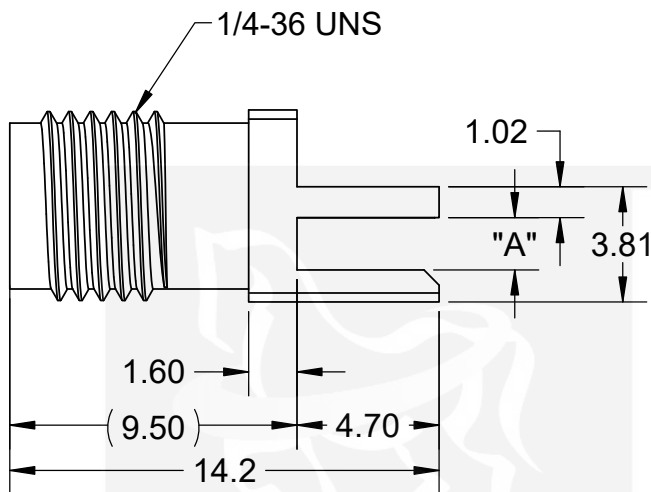


ITEM:	MATERIAL:	FINISH:	NOTES:	REVISIONS				
CONNECTOR BODY	BRASS, NOTE 1	GOLD, NOTE 8	1. PER QQ-B-626 2. PER QQ-S-764 3. PER QQ-C-530 4. PER QQ-B-750 5. PER MIL-P-19468 6. PER ZZ-R-765 7. PER WW-T-799 8. GOLD PLATED 1-5µin MIN. OVER NICKEL PLATE 50µin MIN. OVER COPPER STRIKE. 9. NICKEL PLATE 100µin MIN. OVER COPPER STRIKE. 10. PER ASTM-A967 11. GOLD PLATE 30µin MIN. OVER NICKEL PLATE 50µin MIN. OVER COPPER STRIKE. 12. TIN ZINC PLATE 100µin MIN. OVER COPPER STRIKE.	REV	ECR	DESCRIPTION	DRAWN	DATE
CENTER CONTACT	BERYLLIUM COPPER, NOTE 3	GOLD, NOTE 11		A		REDRAWN AND REFORMATTED FROM ACAD 2D TO SOLIDWORKS 3D.	P. BURDGE	10-15-2021
INSULATION	TEFLON, NOTE 5	----						
FERRULE	----	----						
GASKET	----	----						
HEX NUT	----	----						
LOCK WASHER	----	----						



SUGGESTED PCB PAD LAYOUT

DIM "A" ±0.05	PCB THICKNESS
1.73 [.068 in]	1.60 [.063 in]

PROPRIETARY AND CONFIDENTIAL

UNLESS OTHERWISE SPECIFIED: THIS DOCUMENT CONTAINS LIGHORSE TECHNOLOGIES INFORMATION. REPRODUCTION, USE, DISCLOSURE OR TRANSMITTAL OF ALL OR ANY PART OF THIS DOCUMENT IS PROHIBITED EXCEPT TO THE EXTENT APPROVED IN WRITING BY AN AUTHORIZED REPRESENTATIVE OF LIGHORSE TECHNOLOGIES. LIGHORSE TECHNOLOGIES RESERVES ALL RIGHTS UNDER PATENTS, TRADEMARKS, COPYRIGHTS AND TRADE SECRETS. COPY RIGHTS OF LIGHORSE TECHNOLOGIES 2011, ALL RIGHTS RESERVED.



DO NOT SCALE DRAWING
 TOLERANCES UNLESS OTHERWISE SPECIFIED
 DIMENSIONS ARE IN MILLIMETERS
 X = ±0.5
 X.X = ±0.25
 X.XX = ±0.13
 ANGLE = ±30°



CUSTOMER APPROVAL		
SIGN / DATE:		
ENG APPR.	P. BURDGE	10-15-2021
CHECKED	M. HELD	10-15-2021
DRAWN	P. BURDGE	01/09/2012
NAME	DATE	



Lighthouse Technologies

San Diego, CA
 WWW.RFCONNECTOR.COM

TITLE: SMA, STRAIGHT, JACK,
 PCB SLDR POST, PCB END LAUNCH,
 1.60 [.063in] PCB THK, LOW PROFILE

SIZE	PART/DWG. NO:	REV
A	SASF55ZGT	A
SCALE: 4:1	FILE NAME	SHEET 1 OF 1