

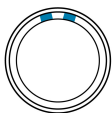
# ODU MINI-SNAP® Series B, Straight plug for cable bend relief

## General information

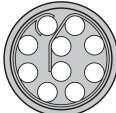
Part number	S41BAC-P10MCCO-600S
Termination	Solder
Size	1
Locking principle	Push-Pull
Coding	30°
Cable Diameter	5.5 – 6 mm
Cable outlet	For cable bend relief



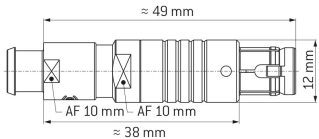
**CODING: 30°**



**POSITIONS: 10 Positions**



**DIMENSIONS:**



## Contact insert description

Number of contacts	10
Contact type	Pins
Contact diameter	0.5 mm
Insulator material	PEEK
Wire cross section	AWG 28
Termination	Solder
Termination diameter	0.45 mm

Reverse gender on request

## Technical information

Max. creepage and air clearance distance	0.5 mm [Contact to contact]	1.2 mm [Contact to housing]
Nominal current single contact	4 A	IEC 60512-5-2:2002 (DIN EN 60512-5-2:2003)
Nominal current insert	2,2 A	VDE 0298-4:2003
Test voltage	1 kV AC	SAE AS 13441:1998 method 3001.1

All shown connectors are rated to a safety extra low voltage (SELV) of less than 50 V AC / 75 V DC, according to IEC 61140:2016 (VDE 0140-1:2016) Protection against electric shock - Common aspects for installation and equipment. In case other standards rule a specific use of the connector, the application specific safety criteria shall be considered first. In this context, lower voltage ratings may be valid. Warning: Danger to life for operating voltages above 50 V AC / 120 V DC!

**Mechanical and environmental data**

Degree of protection*	IP68
Operating temperature	-40 °C – 120 °C
Mating cycles	5000

\*mated condition

**Material and surface treatments**

Housing	Cu-alloy with matt chrome finish
Contact	Cu-alloy with gold finish

All shown connectors are defined without breaking capacity (COC) according to IEC 61984:2008 (VDE 0627:2009).  
ODU MEDI-SNAP® and MINI-SNAP® are UL-approved (E110586).  
ODU reserves the right to make changes based on the current state of knowledge without prior notice without being obliged to provide replacement deliveries or refinements of older designs.